



US00D599531S

(12) **United States Design Patent**  
**Wilson**

(10) **Patent No.:** **US D599,531 S**

(45) **Date of Patent:** **\*\* Sep. 8, 2009**

(54) **REVERSIBLE BIB**

(76) **Inventor:** **Ernestine G. Wilson**, P.O. Box 442,  
Brown Summit, NC (US) 27214

(\*\*) **Term:** **14 Years**

(21) **Appl. No.:** **29/313,141**

(22) **Filed:** **Dec. 11, 2008**

(51) **LOC (9) Cl.** ..... **02-02**

(52) **U.S. Cl.** ..... **D2/861**

(58) **Field of Classification Search** ..... D2/860-864;  
2/46, 48-49.2, DIG. 2

See application file for complete search history.

(56) **References Cited**

**U.S. PATENT DOCUMENTS**

2,430,941	A *	11/1947	Long	.....	2/49.1
2,635,243	A	4/1953	Eskey		
D275,827	S *	10/1984	Henry	.....	D6/608
4,660,225	A *	4/1987	Kahn	.....	2/49.4
4,817,691	A *	4/1989	Lau	.....	141/390
D315,705	S *	3/1991	Smith	.....	D12/400
D323,435	S	1/1992	Palacios		
D325,115	S	4/1992	Vassar, Sr.		
D357,114	S *	4/1995	MacDonald	.....	D3/207
D364,032	S	11/1995	Caley		
5,621,916	A	4/1997	Bell		
5,778,450	A	7/1998	Hagestad et al.		
5,802,610	A	9/1998	Burr		
5,956,763	A	9/1999	Blackshear		
5,960,472	A	10/1999	Reid		
D429,549	S *	8/2000	Thames	.....	D2/862
D436,430	S	1/2001	Merrifield		
6,282,716	B1	9/2001	Patterson et al.		

6,308,333	B1 *	10/2001	Jackson	.....	2/49.4
6,442,759	B1 *	9/2002	Straham et al.	.....	2/49.1
6,490,731	B1	12/2002	Hyatt		
7,237,271	B1	7/2007	McLandrich		
7,269,855	B2	9/2007	LaRocco		
7,269,858	B2	9/2007	Rothschild		
D568,388	S *	5/2008	Hammad	.....	D19/10
2002/0069446	A1	6/2002	Pinckney et al.		
2006/0026729	A1 *	2/2006	Rothschild	.....	2/49.1

**FOREIGN PATENT DOCUMENTS**

FR 2684274 A1 \* 6/1993

\* cited by examiner

*Primary Examiner*—Ian Simmons

*Assistant Examiner*—R. Johnson

(74) *Attorney, Agent, or Firm*—Robert C. Montgomery;  
Joseph T. Yaksich

(57) **CLAIM**

The ornamental design for a reversible bib.

**DESCRIPTION**

FIG. 1 is a front view of a reversible bib, as shown and described;

FIG. 2 is a rear view thereof;

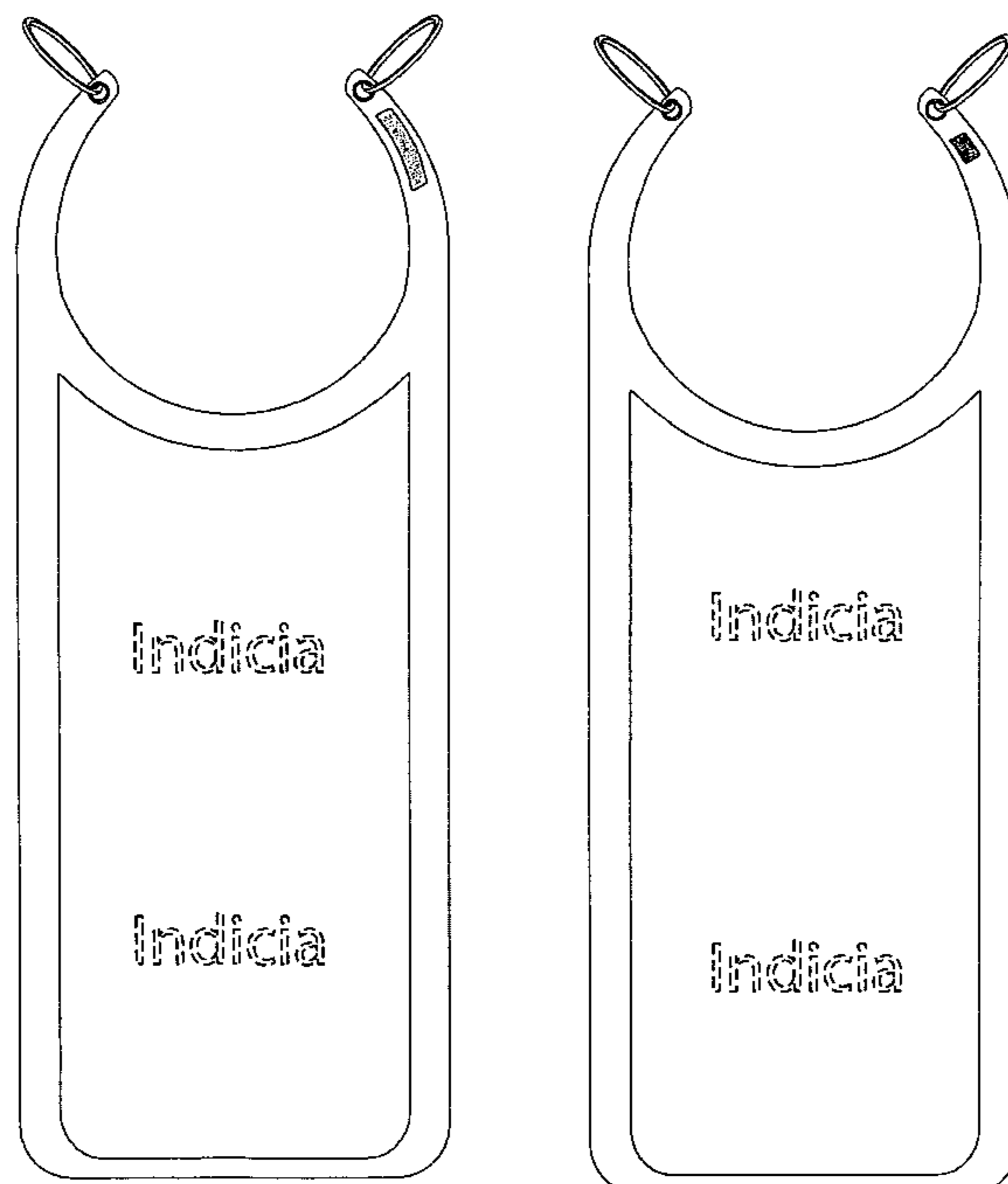
FIG. 3 is a top view thereof;

FIG. 4 is a bottom view thereof; and,

FIG. 5 is a right side view with a left side view being the mirror image thereof.

The broken lines in FIGS. 1 and 2 are for environmental purposes only and form no part of the claimed design.

**1 Claim, 4 Drawing Sheets**






Fig. 1




Fig. 2




Fig. 3



Fig. 4

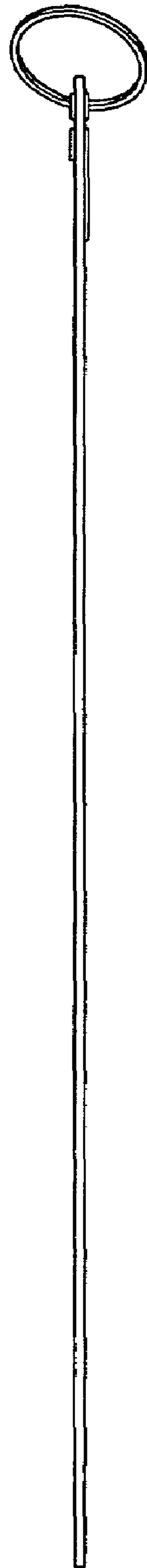


Fig. 5