

US00D599529S

(12) **United States Design Patent**
Simpson

(10) **Patent No.:** **US D599,529 S**

(45) **Date of Patent:** **** Sep. 8, 2009**

(54) **COOLING VEST FOR GEL PACK INSERTS**

(76) **Inventor:** **Helen M Simpson**, 206 Westerfield St.,
Bossler City, LA (US) 71111

(**) **Term:** **14 Years**

(21) **Appl. No.:** **29/330,370**

(22) **Filed:** **Jan. 6, 2009**

(51) **LOC (9) Cl.** **02-02**

(52) **U.S. Cl.** **D2/829**

(58) **Field of Classification Search** D2/839-841,
D2/863-864, 828-830; 2/113-115, 125,
2/304, 323, 336, 37, 805, 102, 94, 96, 122,
2/69; D24/207, 206; 482/105; 607/108
See application file for complete search history.

(56) **References Cited**

U.S. PATENT DOCUMENTS

D146,367 S	2/1947	Mahler	
2,610,851 A	9/1952	Jones	
D170,156 S *	8/1953	Hagan D2/864
D202,331 S	9/1965	Fisher	
D221,496 S	8/1971	Herbst	
4,601,067 A	7/1986	Buonassissi	
D292,140 S	10/1987	Cahill et al.	
5,002,270 A *	3/1991	Shine 482/105
5,038,779 A *	8/1991	Barry et al. 607/108
5,305,471 A *	4/1994	Steele et al. 2/102
D363,593 S *	10/1995	Murray et al. D2/829
D368,353 S *	4/1996	McCrudden D2/841
5,524,293 A	6/1996	Kung	
D376,449 S	12/1996	Axelrod	

D384,788 S *	10/1997	Curry D2/830
5,692,238 A	12/1997	Watson, Jr.	
D400,256 S	10/1998	Fagan	
5,826,273 A *	10/1998	Eckes 2/69
6,189,149 B1	2/2001	Allen	
D456,115 S	4/2002	Johnston	
D556,392 S	11/2007	Rutherford et al.	
D573,777 S *	7/2008	Rogers D2/841
2003/0181948 A1	9/2003	Dunn et al.	
2007/0062459 A1	3/2007	Costello et al.	

* cited by examiner

Primary Examiner—Ian Simmons

Assistant Examiner—Anna J Burmeister

(57) **CLAIM**

The ornamental design for a cooling vest for gel-pack inserts,
as shown and described.

DESCRIPTION

FIG. 1 is a front elevation view of a cooling vest for gel-pack
inserts showing my new design, the rear side being a mirror
image thereof;

FIG. 2 is a right elevation view thereof, the opposite side
being a mirror image thereof;

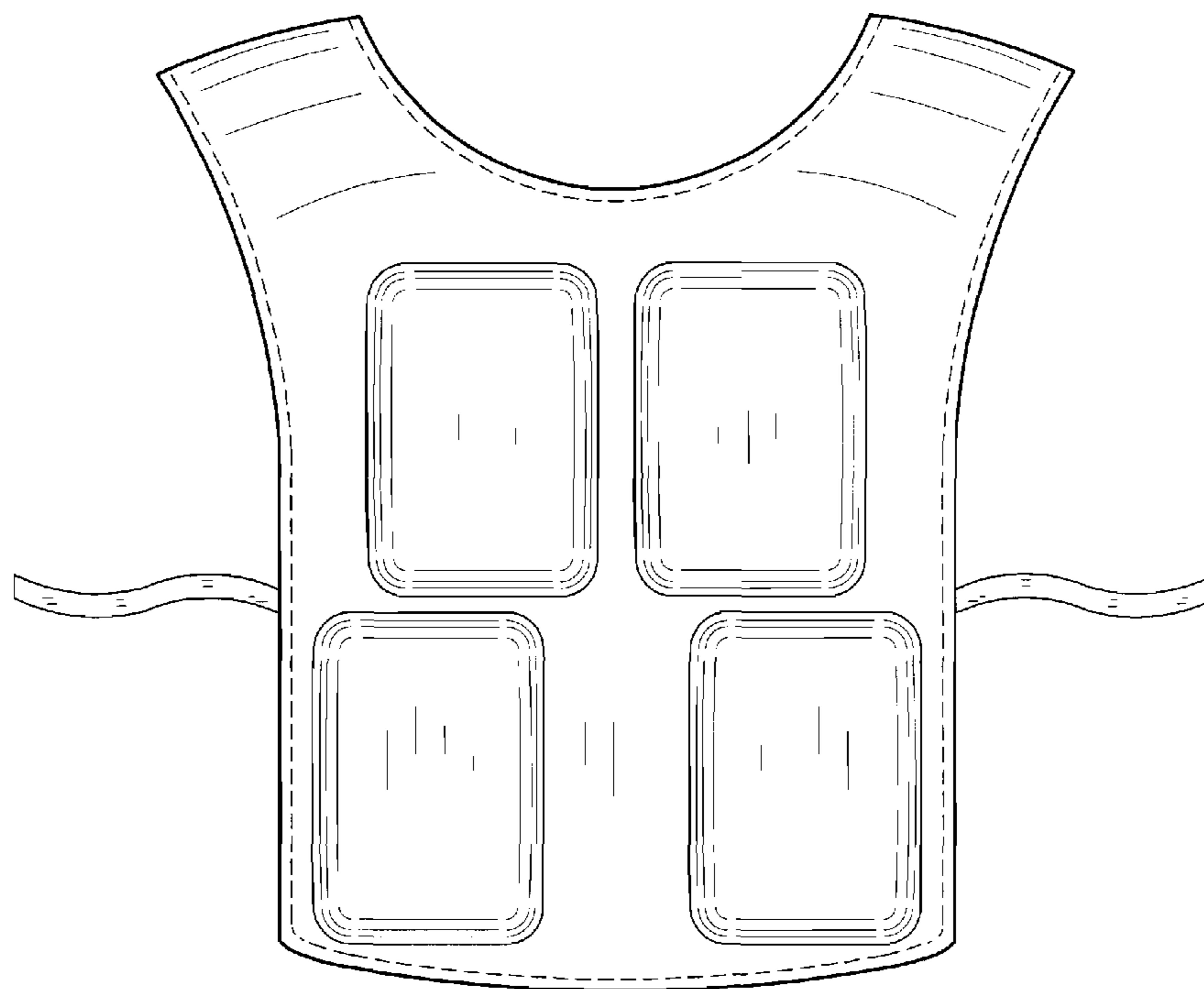
FIG. 3 is a top plan view thereof;

FIG. 4 is a bottom plan view thereof; and,

FIG. 5 is an isometric view thereof.

The dashed lines in all of the foregoing figures represent
stitching.

1 Claim, 4 Drawing Sheets



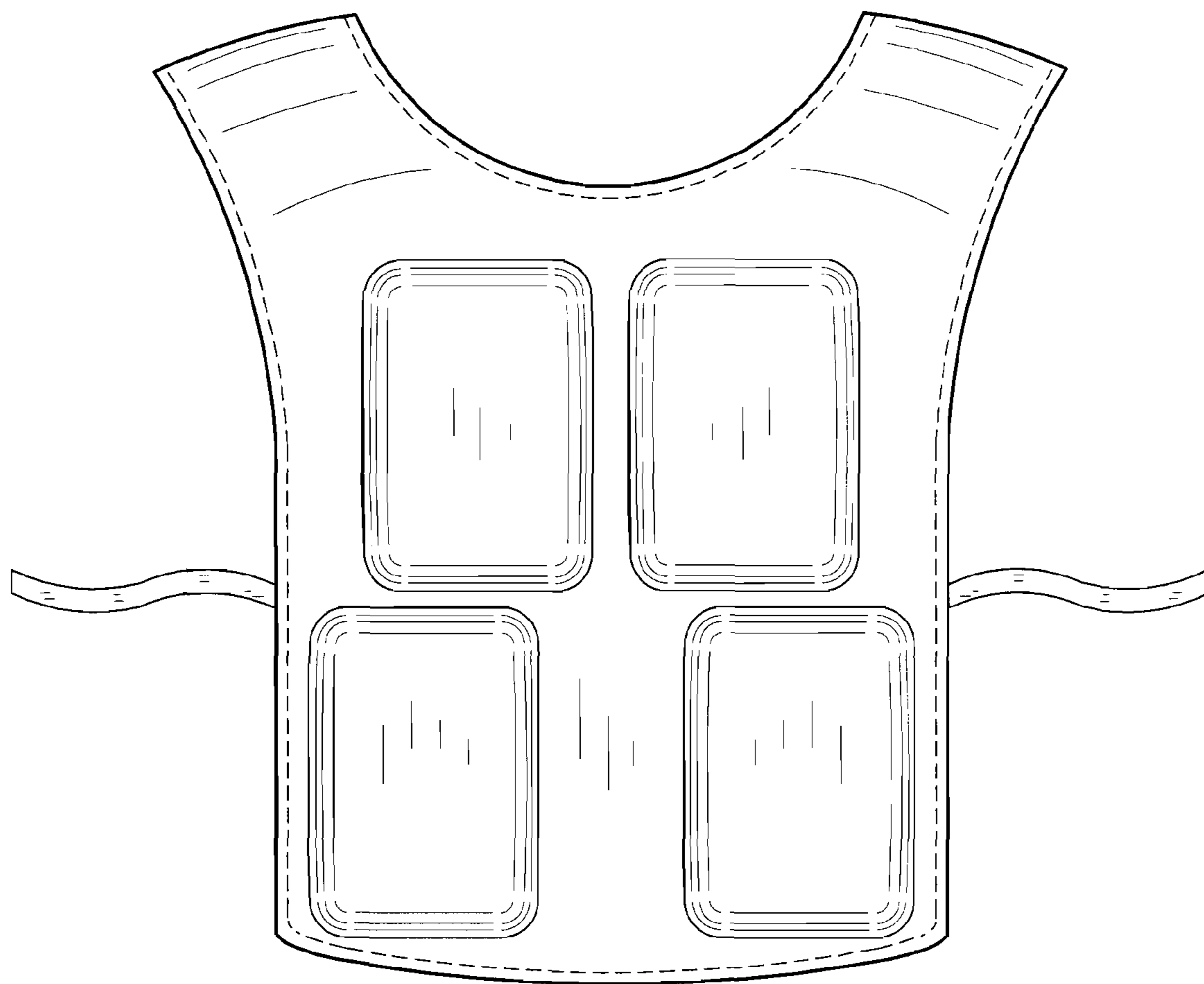


FIG. 1

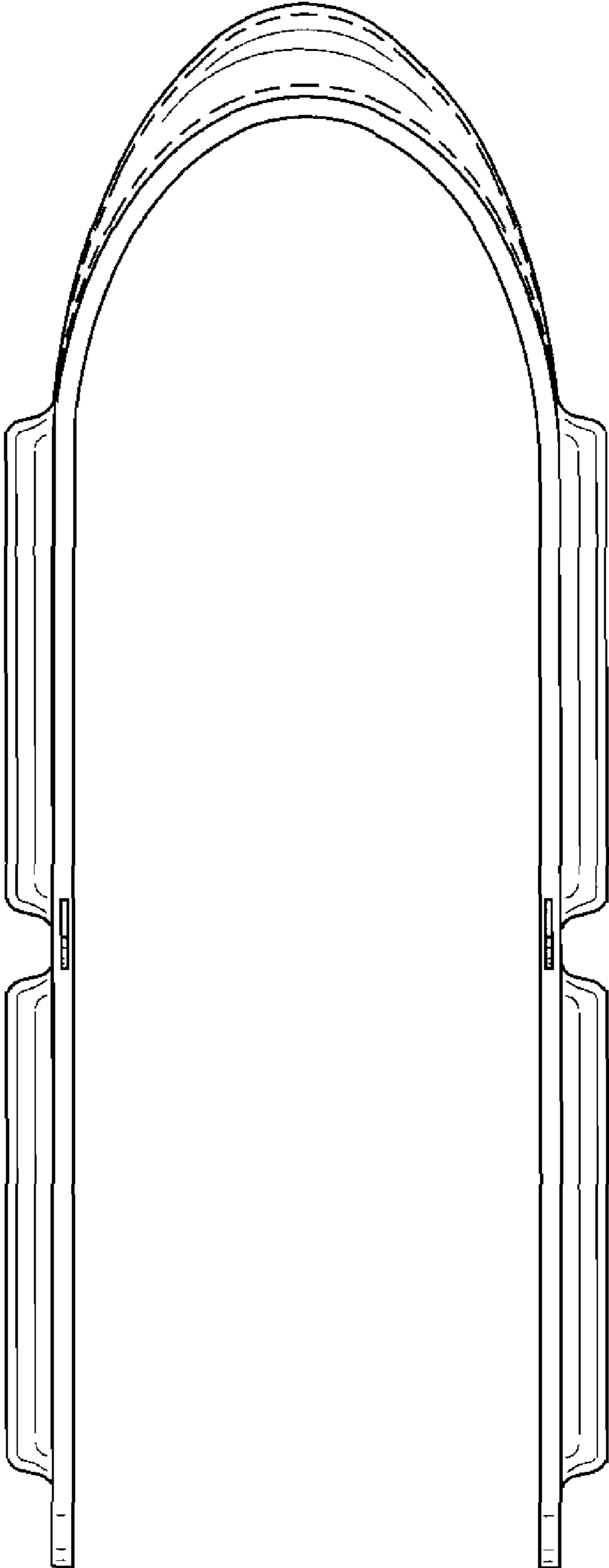


FIG. 2

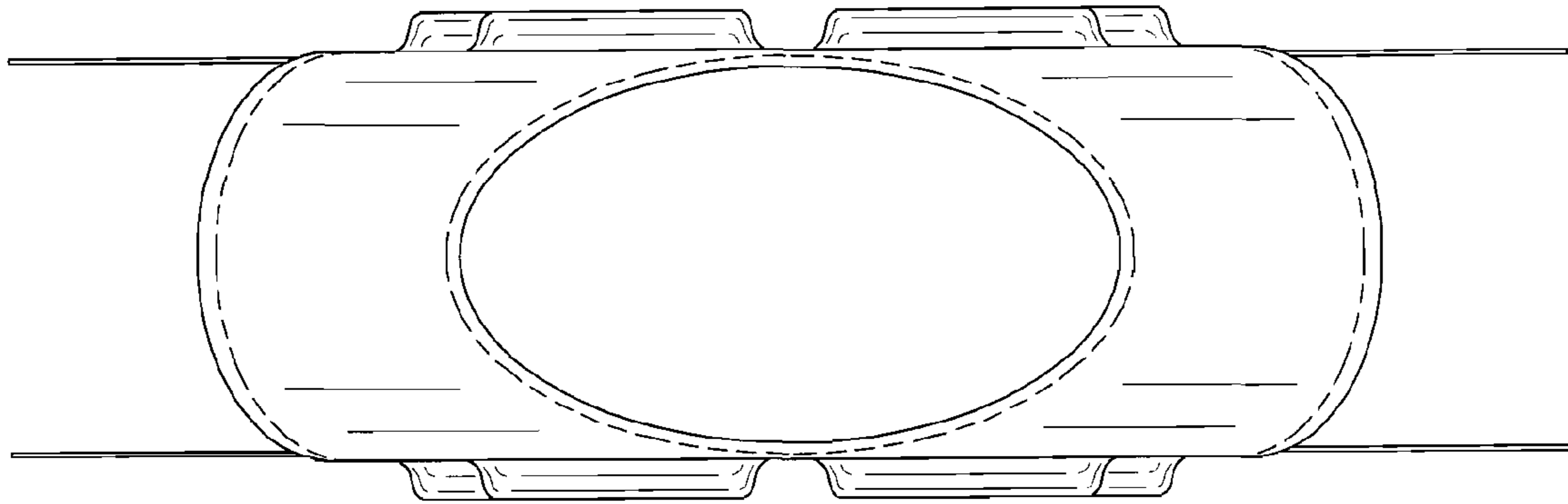


FIG. 3

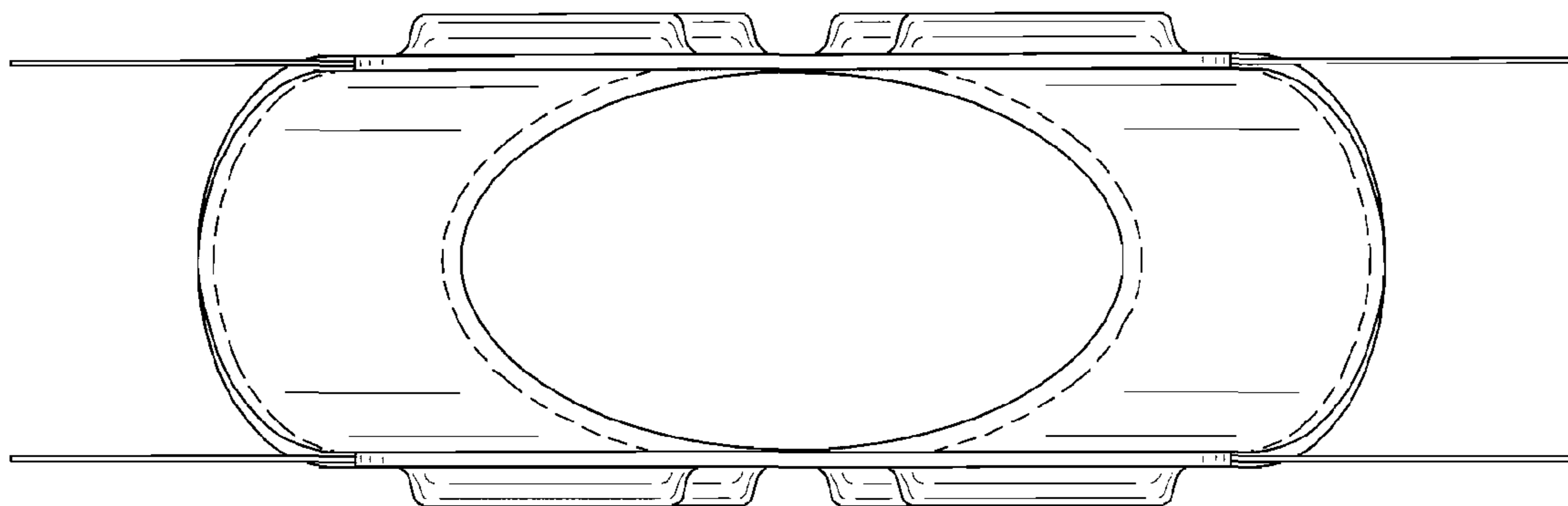


FIG. 4

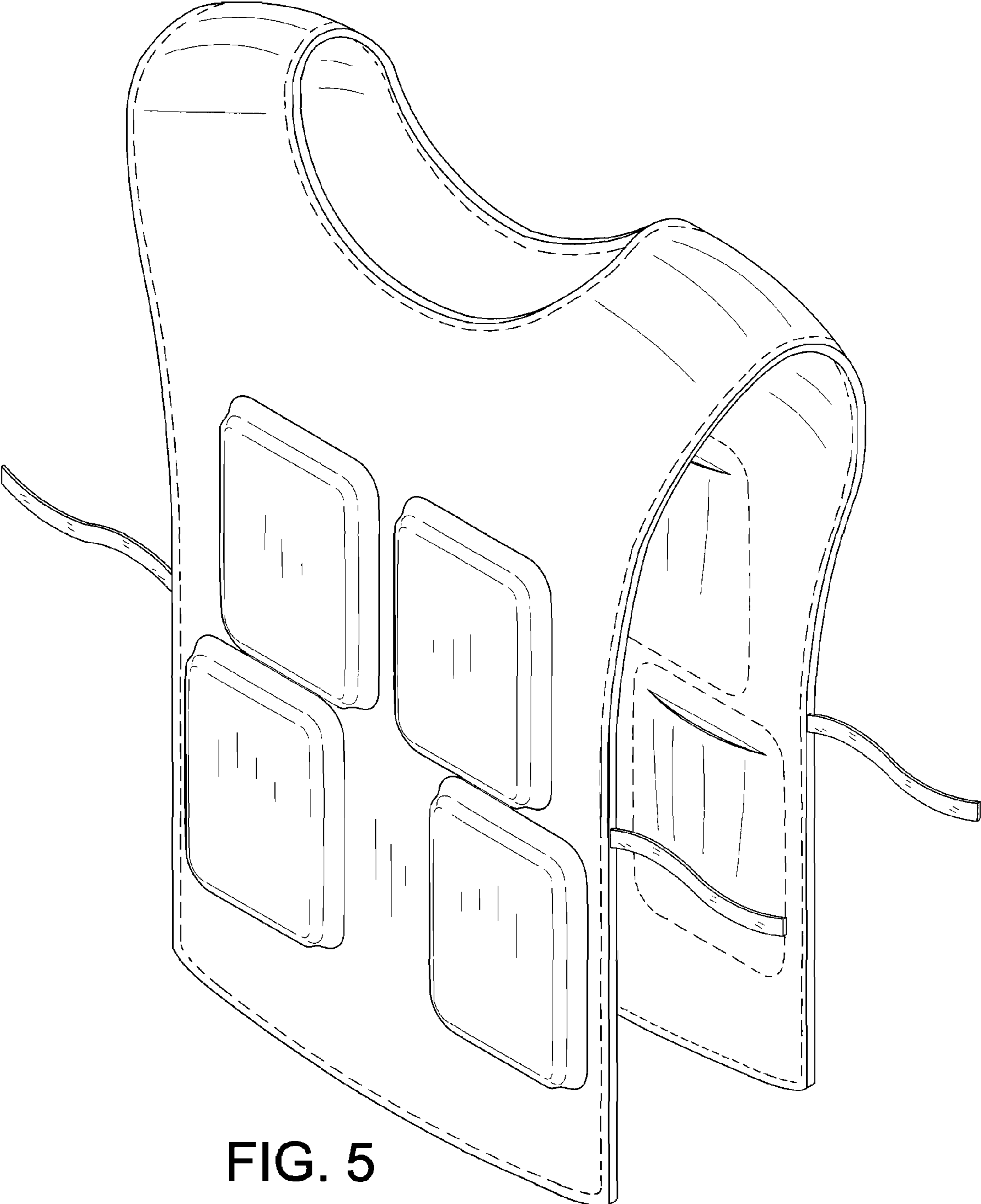


FIG. 5