



US00D599509S

(12) **United States Design Patent**
Jeon et al.

(10) **Patent No.:** **US D599,509 S**
(45) **Date of Patent:** **** Sep. 1, 2009**

(54) **WASHING MACHINE**

(75) Inventors: **Jong Soo Jeon**, Gyeonggi-do (KR);
Sang Ho Park, Gyeonggi-do (KR);
Jeong Min Kim, Seoul (KR)

(73) Assignee: **Samsung Electronics Co., Ltd.**, Suwon (KR)

(**) Term: **14 Years**

(21) Appl. No.: **29/331,971**

(22) Filed: **Feb. 6, 2009**

(51) **LOC (9) Cl.** **15-05**

(52) **U.S. Cl.** **D32/6**

(58) **Field of Classification Search** D32/1,
D32/5, 6, 8; 66/3 R, 5 R, 12.01, 12.08; 34/523-524;
312/31; 38/1 A

See application file for complete search history.

(56) **References Cited**

U.S. PATENT DOCUMENTS

D164,697 S	*	10/1951	Mango	D32/6
D422,387 S	*	4/2000	Mutoh et al.	D32/25
D446,890 S	*	8/2001	Cho	D32/6
D470,632 S	*	2/2003	Oda	D32/6
D503,835 S	*	4/2005	Oda	D32/6

D516,258 S	*	2/2006	Matsusaki et al.	D32/6
D519,692 S	*	4/2006	Jun	D32/6
D537,991 S	*	3/2007	Jun	D32/6
D539,995 S	*	4/2007	Im	D32/6
D541,491 S	*	4/2007	Jun	D32/6
D547,915 S	*	7/2007	Jun	D32/6

* cited by examiner

Primary Examiner—T. Chase Nelson

Assistant Examiner—Kathleen M Sims

(74) *Attorney, Agent, or Firm*—Ladas and Parry LLP

(57) **CLAIM**

We claim the ornamental design for a washing machine, as shown.

DESCRIPTION

FIG. 1 is a front, right side, top perspective view of a washing machine showing our new design;

FIG. 2 is a front elevational view thereof;

FIG. 3 is a rear elevational view thereof;

FIG. 4 is a left side elevational view thereof;

FIG. 5 is a right side elevational view thereof;

FIG. 6 is a top plan view thereof; and,

FIG. 7 is a bottom plan view thereof.

1 Claim, 7 Drawing Sheets

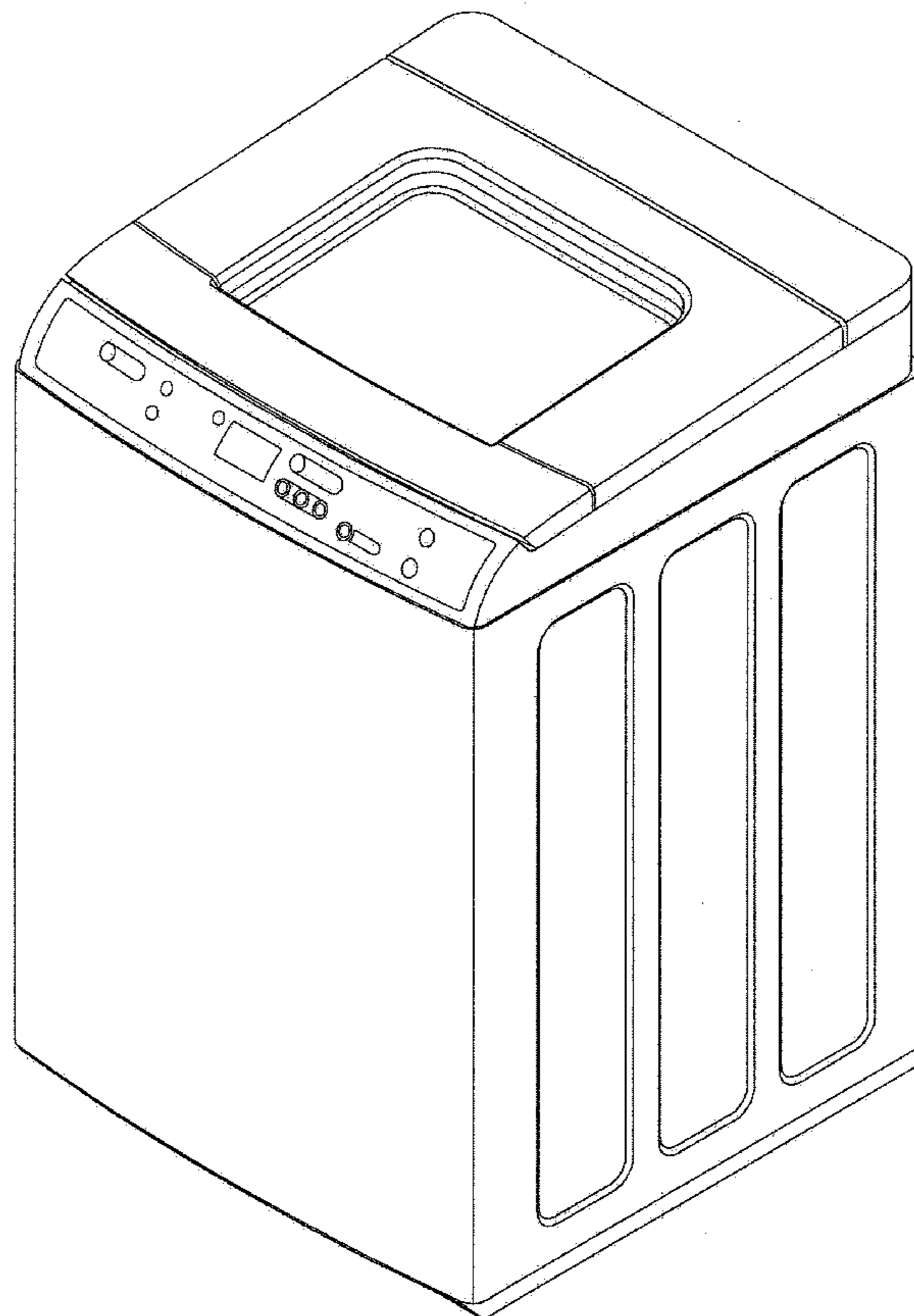


FIG. 1

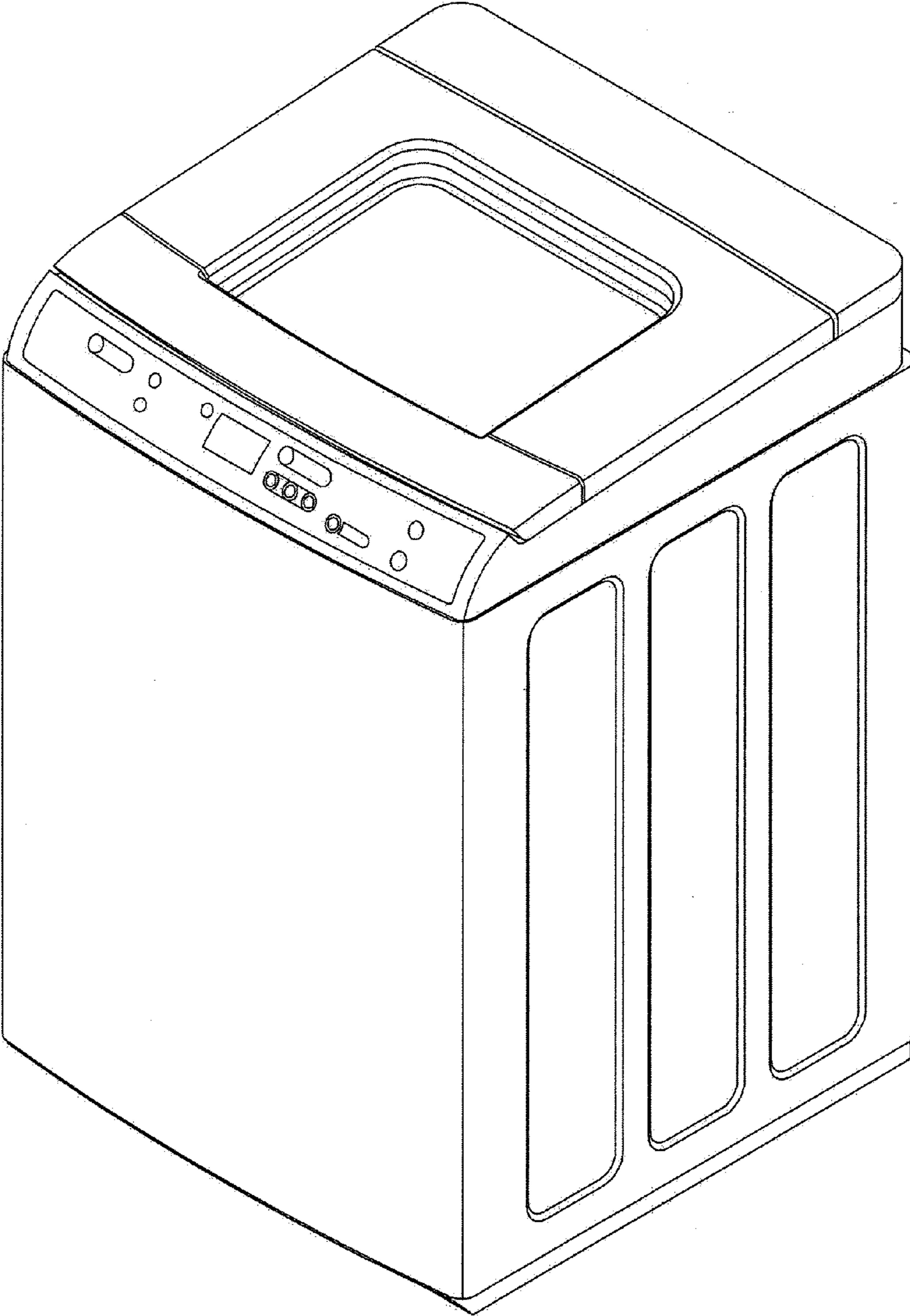


FIG. 2




FIG. 3




FIG. 4

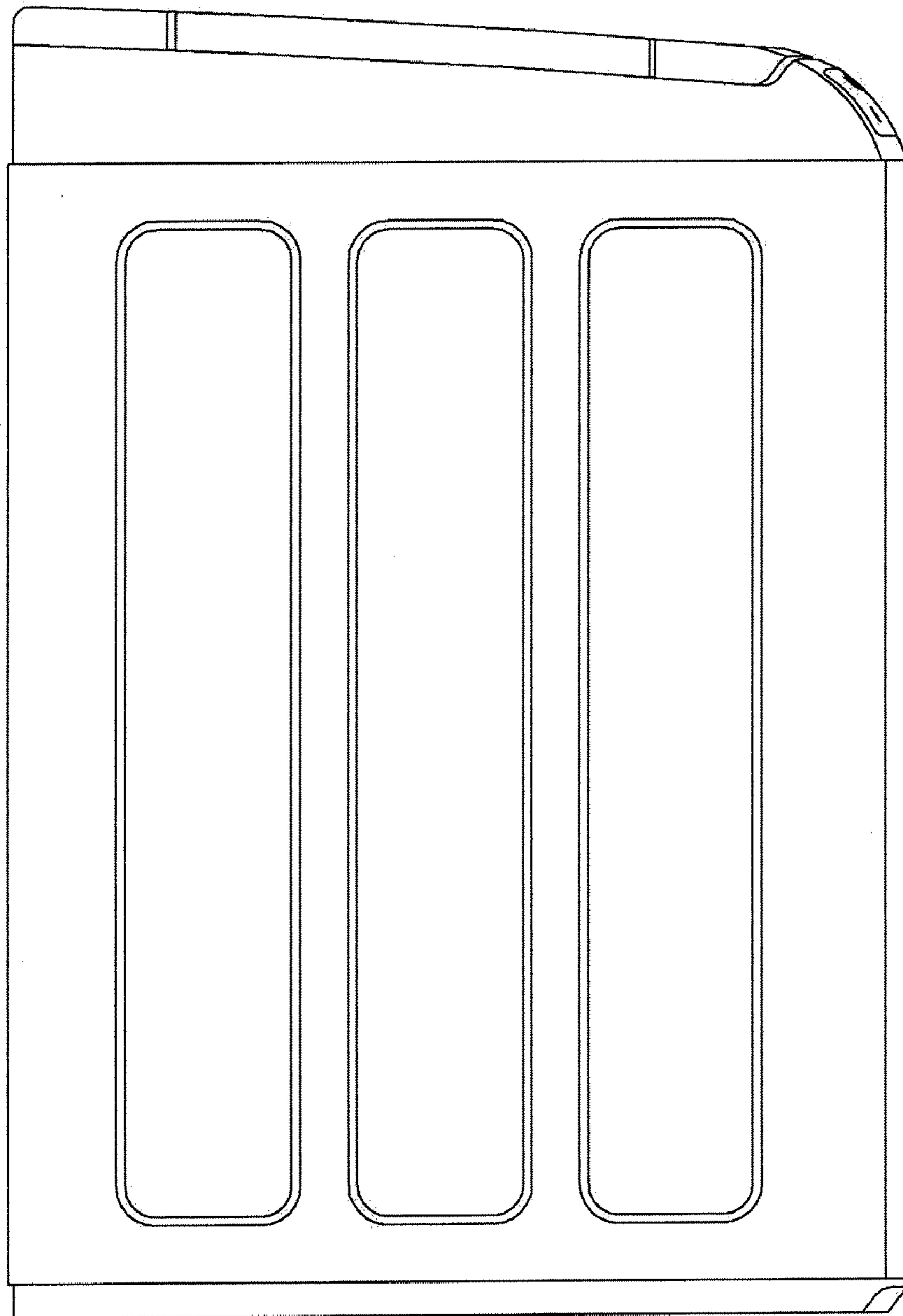


FIG. 5

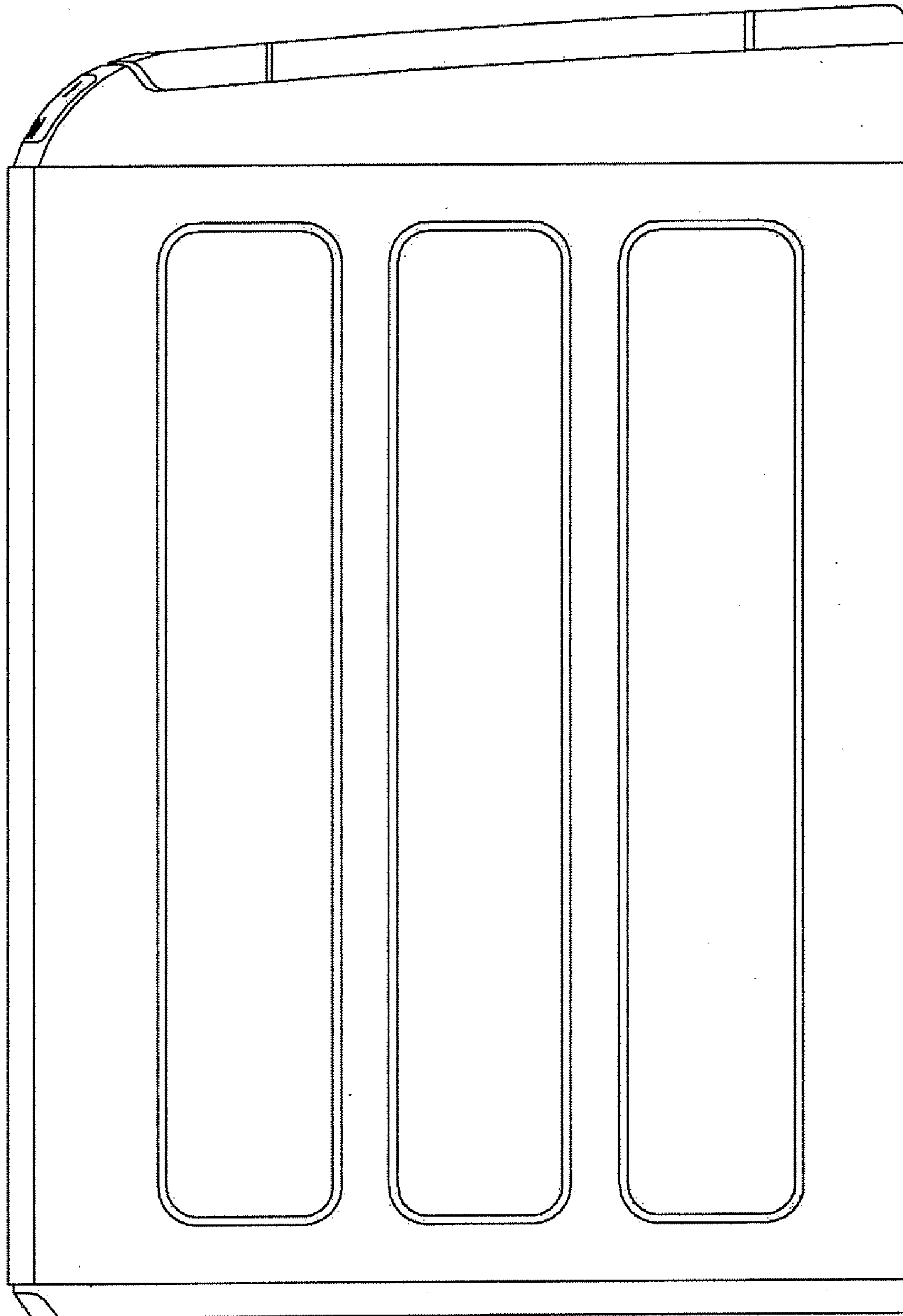


FIG. 6




FIG. 7

