



US00D599505S

(12) **United States Design Patent**  
**Crane et al.**

(10) **Patent No.:** **US D599,505 S**

(45) **Date of Patent:** **\*\* Sep. 1, 2009**

(54) **INDENTED GOLF BALL**

(76) Inventors: **Samuel Crane**, 2 E. Land Dr., Glen Cove, NY (US) 11542; **Charles A. Viola**, 511 S. 2nd St., Fairfield, IA (US) 52556

(\*\*) Term: **14 Years**

(21) Appl. No.: **29/294,910**

(22) Filed: **Feb. 2, 2008**

(51) **LOC (9) Cl.** ..... **30-99**

(52) **U.S. Cl.** ..... **D30/160**

(58) **Field of Classification Search** ..... D30/160;  
D21/707-714; 119/702, 707-711; 473/595,  
473/612

See application file for complete search history.

(56) **References Cited**

**U.S. PATENT DOCUMENTS**

2,031,240	A *	2/1936	Deest	.....	D21/707
2,362,064	A *	11/1944	Mathilde	.....	D21/707
D317,805	S *	6/1991	Swan	.....	D21/707
D351,203	S *	10/1994	Handy	.....	D21/713
D358,858	S *	5/1995	McGreevy	.....	D21/707
D404,777	S *	1/1999	Robitaille	.....	D21/707
6,003,470	A *	12/1999	Budman	.....	119/711
D438,269	S *	2/2001	Brandon	.....	D21/707
D458,312	S *	6/2002	Wood	.....	D21/713

6,443,863	B1 *	9/2002	Dinoffer	.....	473/595
D495,100	S *	8/2004	Oblack	.....	D30/160
D500,902	S *	1/2005	Crane et al.	.....	D30/160
D503,758	S *	4/2005	Crane et al.	.....	D21/707
D513,096	S *	12/2005	Stiles	.....	D30/160
D529,239	S *	9/2006	Oblack	.....	D30/160
D545,509	S *	6/2007	Wang	.....	D30/160
D553,809	S *	10/2007	Gick	.....	D30/160
D556,275	S *	11/2007	Crane et al.	.....	D21/713
D562,419	S *	2/2008	Crane et al.	.....	D21/712
D585,644	S *	2/2009	Guilbault	.....	D3/257
2006/0054104	A1 *	3/2006	Gick	.....	119/707

\* cited by examiner

*Primary Examiner*—Cathy Anne MacCormac

(57) **CLAIM**

We claim the ornamental design for the indented golf ball, as shown and described.

**DESCRIPTION**

FIG. 1 is a perspective view of the indented golf ball showing our new design;

FIG. 2 is a side elevational view thereof, the opposite side elevational view, top plan view, and bottom plan view all being identical; and,

FIG. 3 is an end elevational view thereof, the opposite end elevational view being identical.

**1 Claim, 3 Drawing Sheets**







FIG. 1






FIG. 2





FIG. 3

