

US00D599492S

(12) **United States Design Patent**  
**Wang et al.**

(10) **Patent No.:** **US D599,492 S**

(45) **Date of Patent:** **\*\* Sep. 1, 2009**

(54) **FLASHLIGHT**

(75) Inventors: **Chun-Yuan Wang**, Taipei (TW);  
**Hsiao-Cheng Chen**, Taipei (TW);  
**Cheng-Yi Lee**, Taipei (TW)

(73) Assignee: **Pegatron Corporation**, Taipei (TW)

(\*\*) Term: **14 Years**

(21) Appl. No.: **29/330,396**

(22) Filed: **Jan. 6, 2009**

(30) **Foreign Application Priority Data**

Nov. 17, 2008 (TW) ..... 97306573

(51) **LOC (9) Cl.** ..... **26-02**

(52) **U.S. Cl.** ..... **D26/49**

(58) **Field of Classification Search** ..... D26/37,  
D26/46, 49; 362/157, 158, 183, 187, 188,  
362/190, 191, 197, 201, 208, 103-108  
See application file for complete search history.

(56) **References Cited**

**U.S. PATENT DOCUMENTS**

- D99,792 S \* 5/1936 Graubner ..... D26/46
- D99,793 S \* 5/1936 Graubner ..... D26/46
- D103,678 S \* 3/1937 Graubner ..... D26/49
- D371,214 S \* 6/1996 Terry, Sr. .... D26/49
- D412,590 S \* 8/1999 Parsons ..... D26/49
- D415,300 S \* 10/1999 McCalla et al. .... D26/49

- D417,022 S \* 11/1999 Chiu ..... D26/49
- D419,254 S \* 1/2000 Chiu ..... D26/49
- D424,227 S \* 5/2000 Long ..... D26/50
- D465,045 S \* 10/2002 Yamamoto et al. .... D26/49
- D490,922 S \* 6/2004 Chen ..... D26/37
- D544,116 S \* 6/2007 Wai ..... D26/37
- D548,380 S \* 8/2007 Wai ..... D26/37
- D578,687 S \* 10/2008 Hong ..... D26/37
- D580,080 S \* 11/2008 Ho ..... D26/49

\* cited by examiner

*Primary Examiner*—Ian Simmons

*Assistant Examiner*—Carissa C Fitts

(74) *Attorney, Agent, or Firm*—Muncy, Geissler, Olds & Lowe, PLLC

(57) **CLAIM**

The ornamental design for a flashlight, as shown.

**DESCRIPTION**

FIG. 1 is an elevational view of a flashlight showing our new design;

FIG. 2 is a front elevational view thereof;

FIG. 3 is a rear elevational view thereof;

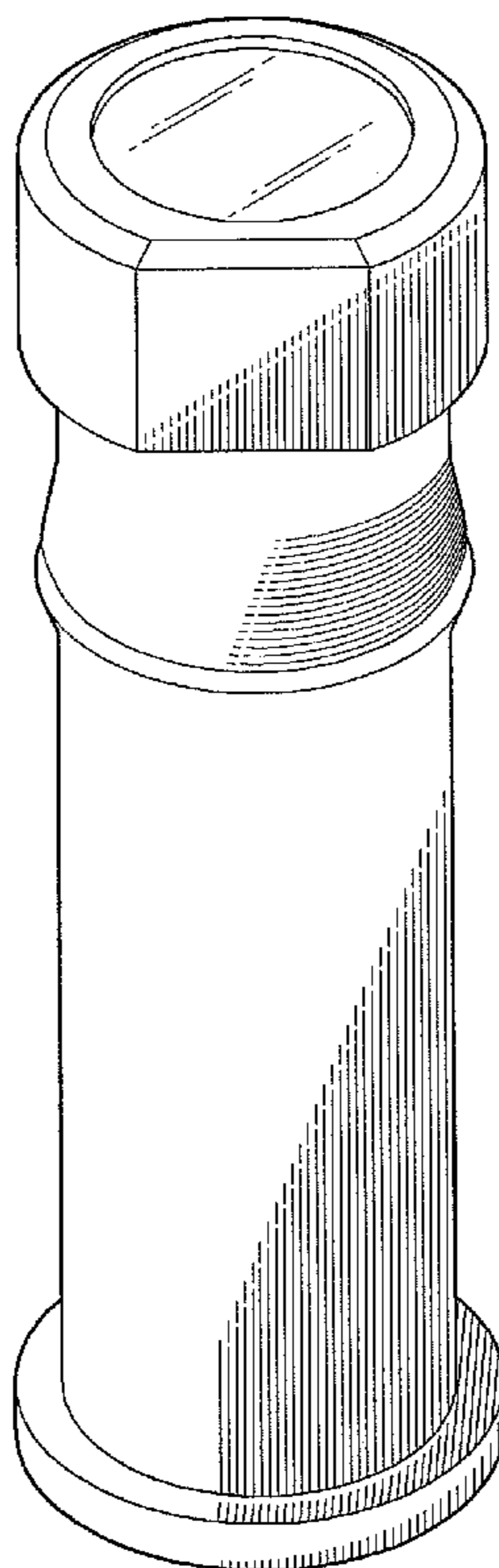
FIG. 4 is a left side elevational view thereof;

FIG. 5 is a right side elevational view thereof;

FIG. 6 is a top elevational view thereof; and,

FIG. 7 is a bottom elevational view thereof.

**1 Claim, 4 Drawing Sheets**



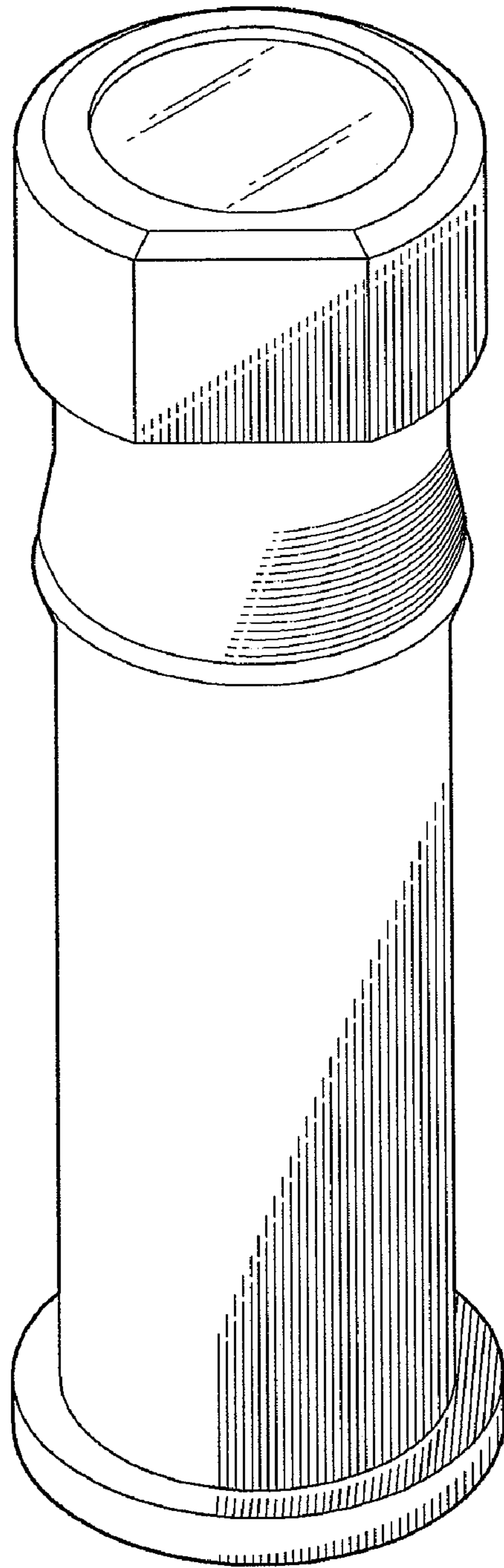


FIG. 1

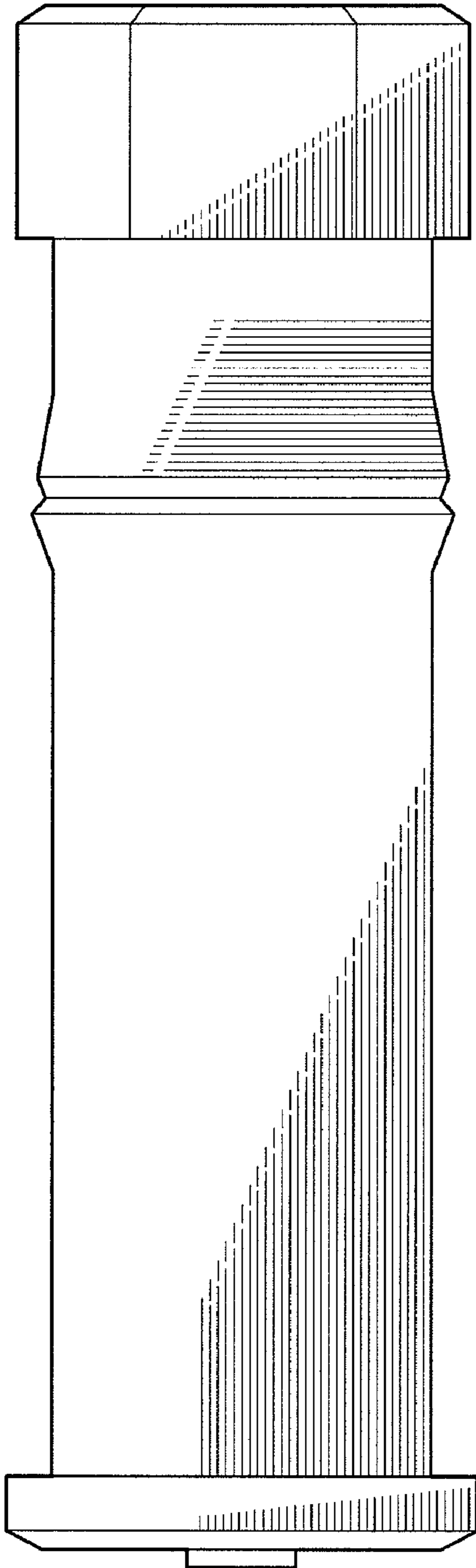


FIG. 2

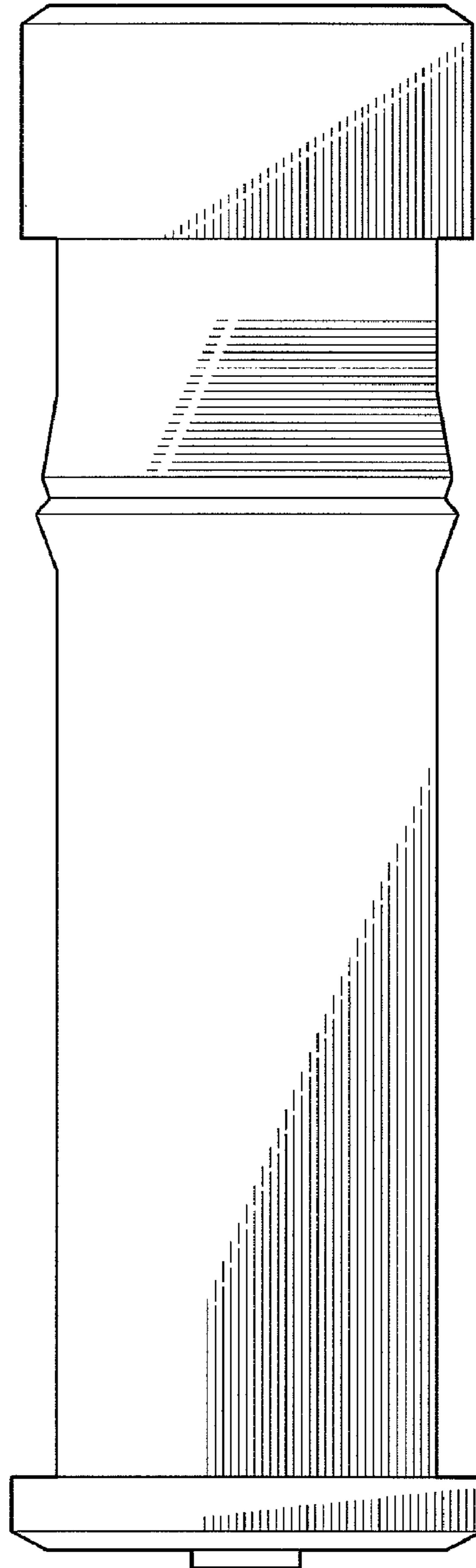


FIG. 3

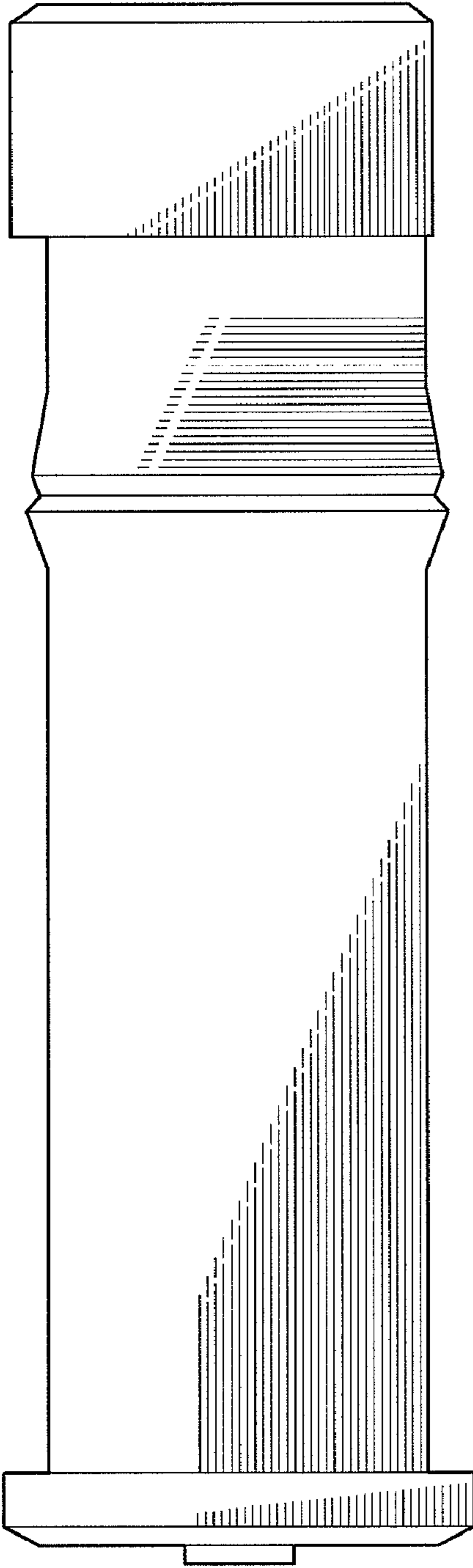


FIG. 4

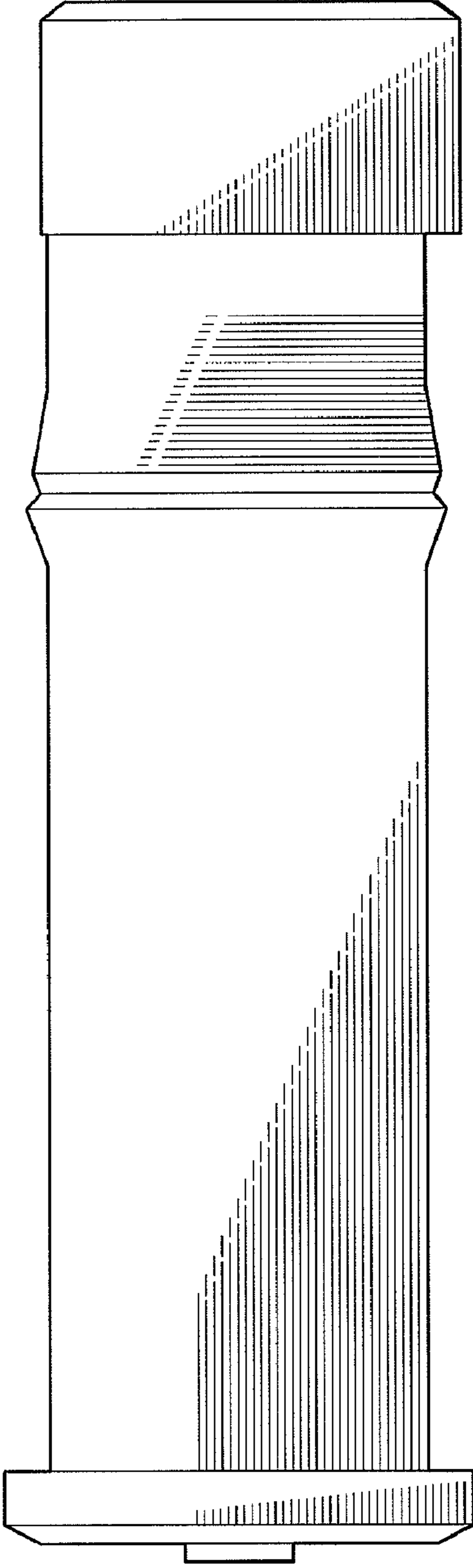


FIG. 5

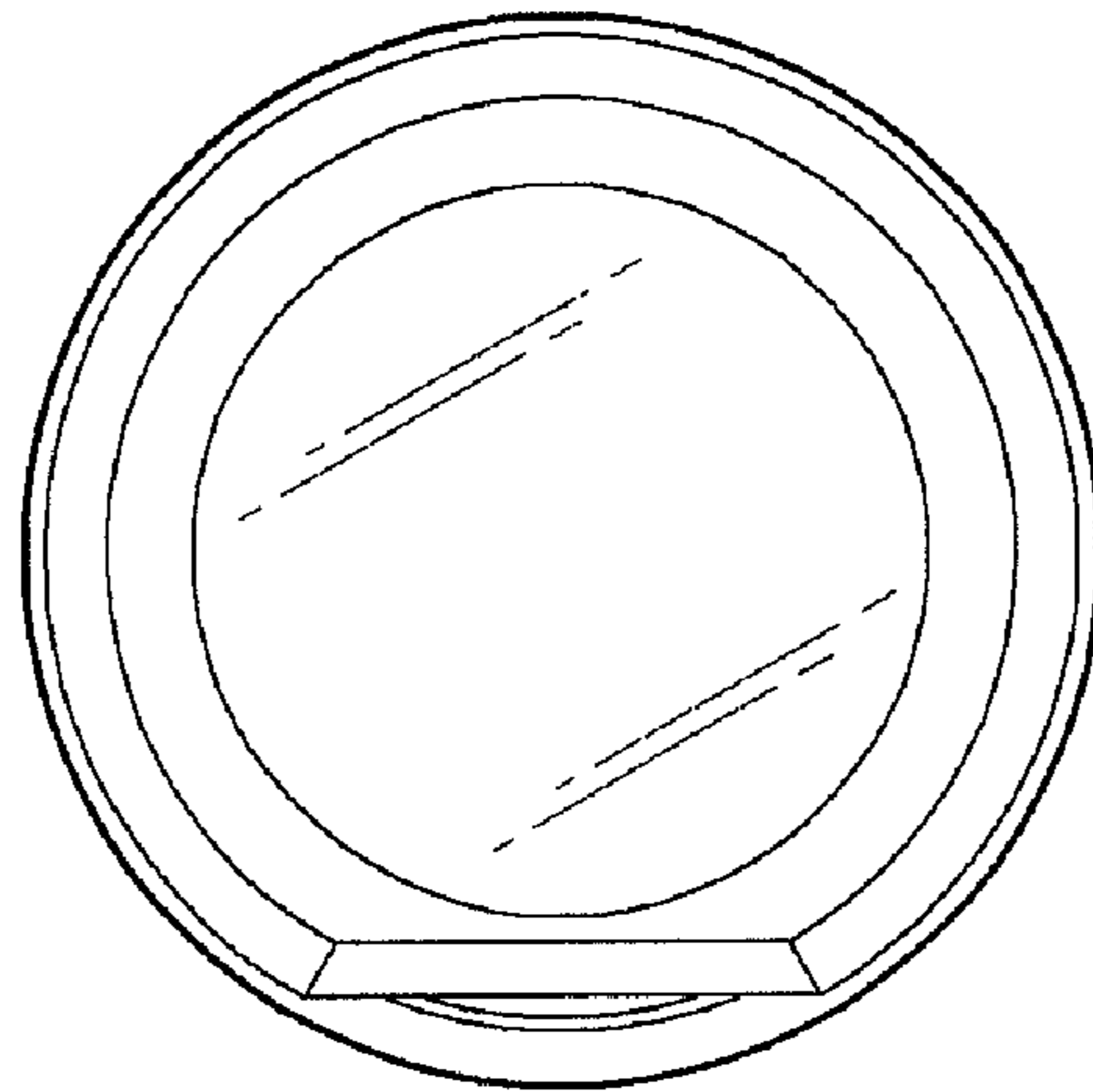


FIG. 6

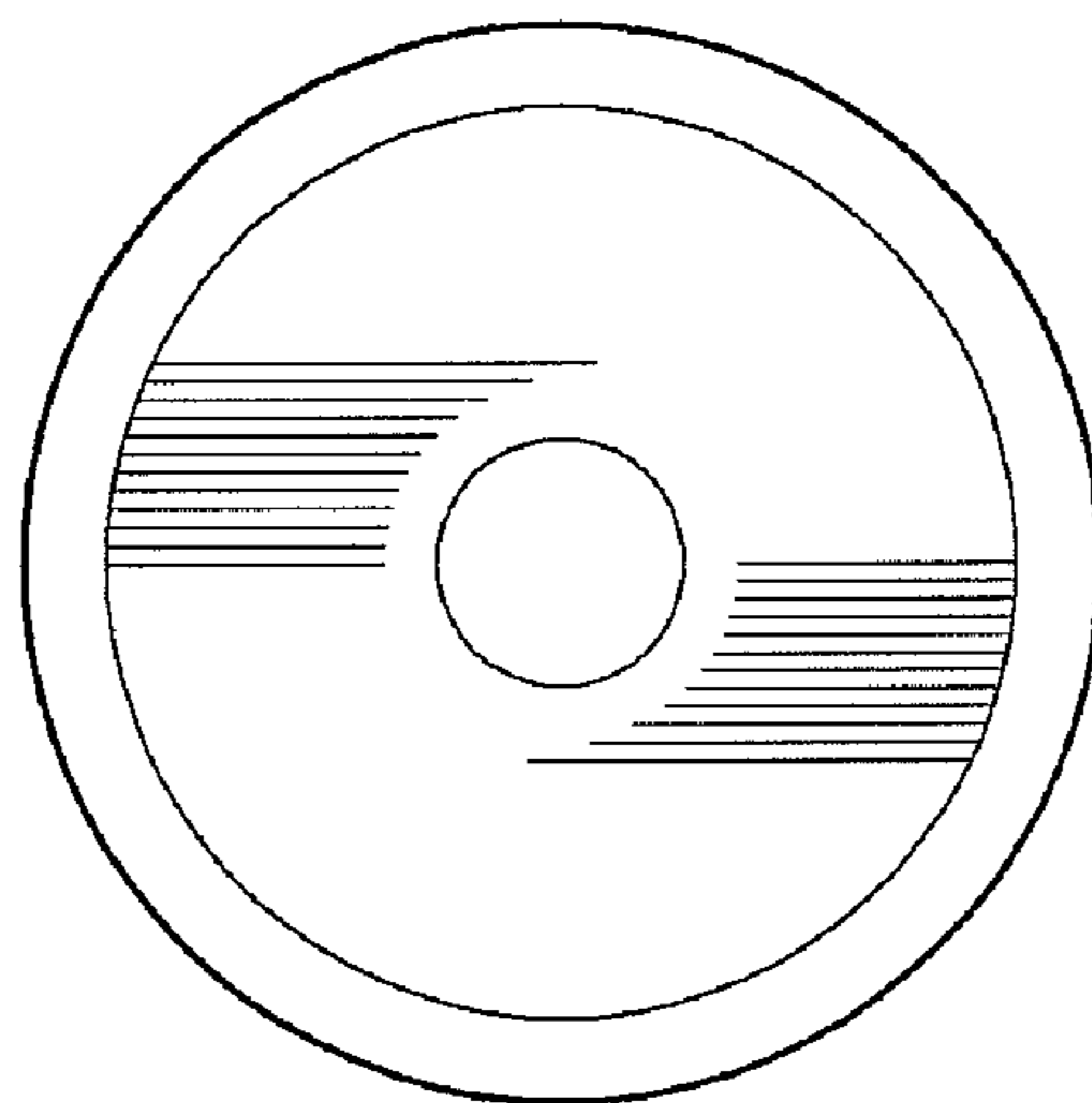


FIG. 7