



US00D599486S

(12) **United States Design Patent**
Stewart

(10) **Patent No.:** **US D599,486 S**
(45) **Date of Patent:** **** Sep. 1, 2009**

(54) **CURVED MASSAGER WITH PROTRUSIONS**

FOREIGN PATENT DOCUMENTS

(75) Inventor: **Thomas E. Stewart**, Laguna Hills, CA (US)

EP 417438 3/1991

(Continued)

(73) Assignee: **Sportsheets International, Inc.**, Huntington Beach, CA (US)

OTHER PUBLICATIONS

(**) Term: **14 Years**

Notice of Allowance dated Nov. 24, 2008 for U.S. Appl. No. 29/321,192.

(Continued)

(21) Appl. No.: **29/321,191**

Primary Examiner—Cathron C Brooks

Assistant Examiner—Melanie Levy

(22) Filed: **Jul. 11, 2008**

(74) *Attorney, Agent, or Firm*—James P. Muraff; Neal, Gerber & Eisenberg LLP

(51) **LOC (9) Cl.** **28-03**

(52) **U.S. Cl.** **D24/214**

(57) **CLAIM**

(58) **Field of Classification Search** D24/200, D24/211, 214, 215; 601/48, 46, 84, 60, 134–138; 600/38, 39

The ornamental design for a curved massager with protrusions, as shown and described.

See application file for complete search history.

DESCRIPTION

(56) **References Cited**

FIG. 1 is a perspective view of a curved massager with protrusions in accordance with the present invention;

FIG. 2 is a top view of the curved massager with protrusions shown in FIG. 1;

FIG. 3 is a bottom view of the curved massager with protrusions shown in FIG. 1;

FIG. 4 is rear view of the curved massager with protrusions shown in FIG. 1;

FIG. 5 is front view of the curved massager with protrusions shown in FIG. 1;

FIG. 6 is a right side view of the curved massager with protrusions shown in FIG. 1; and,

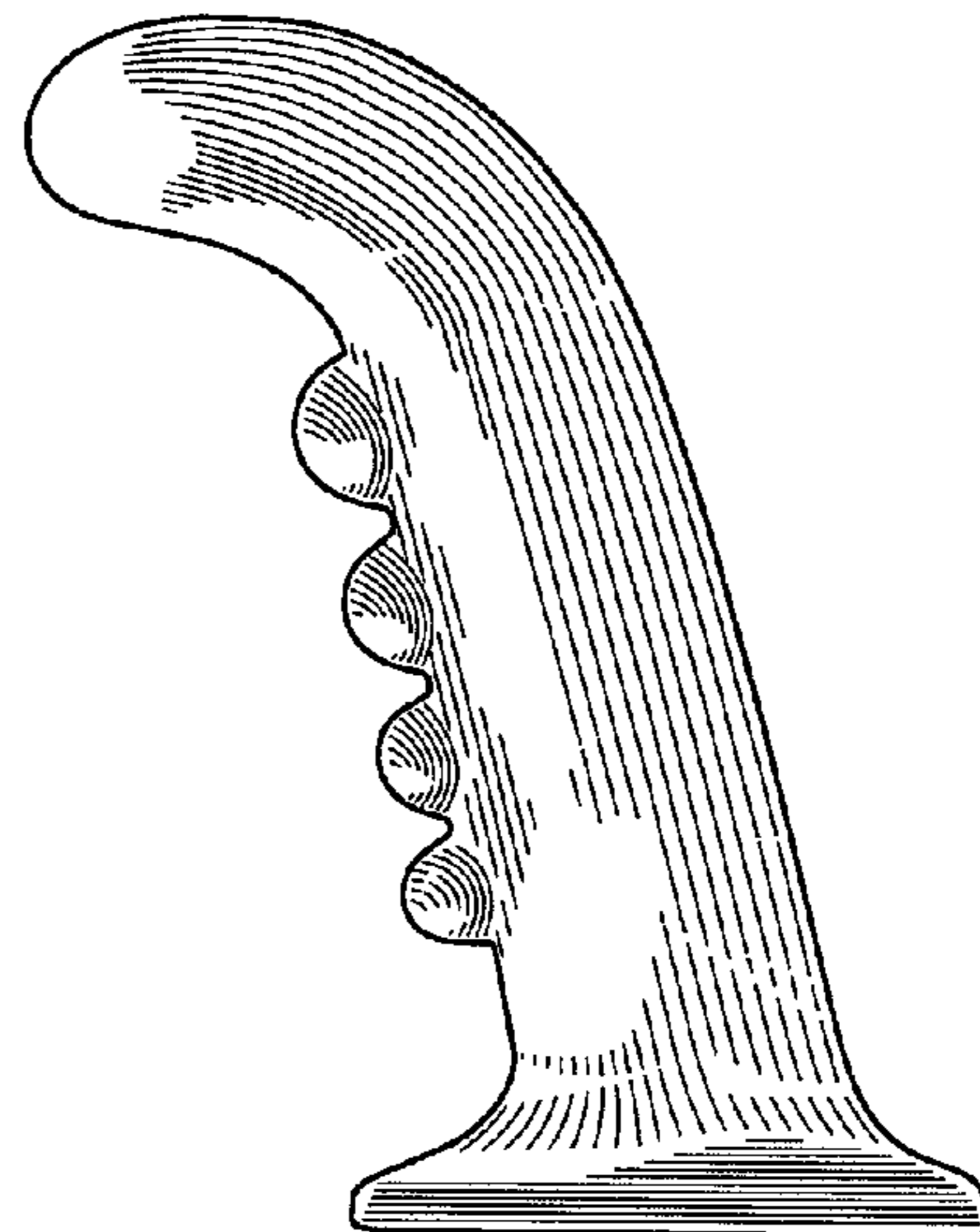
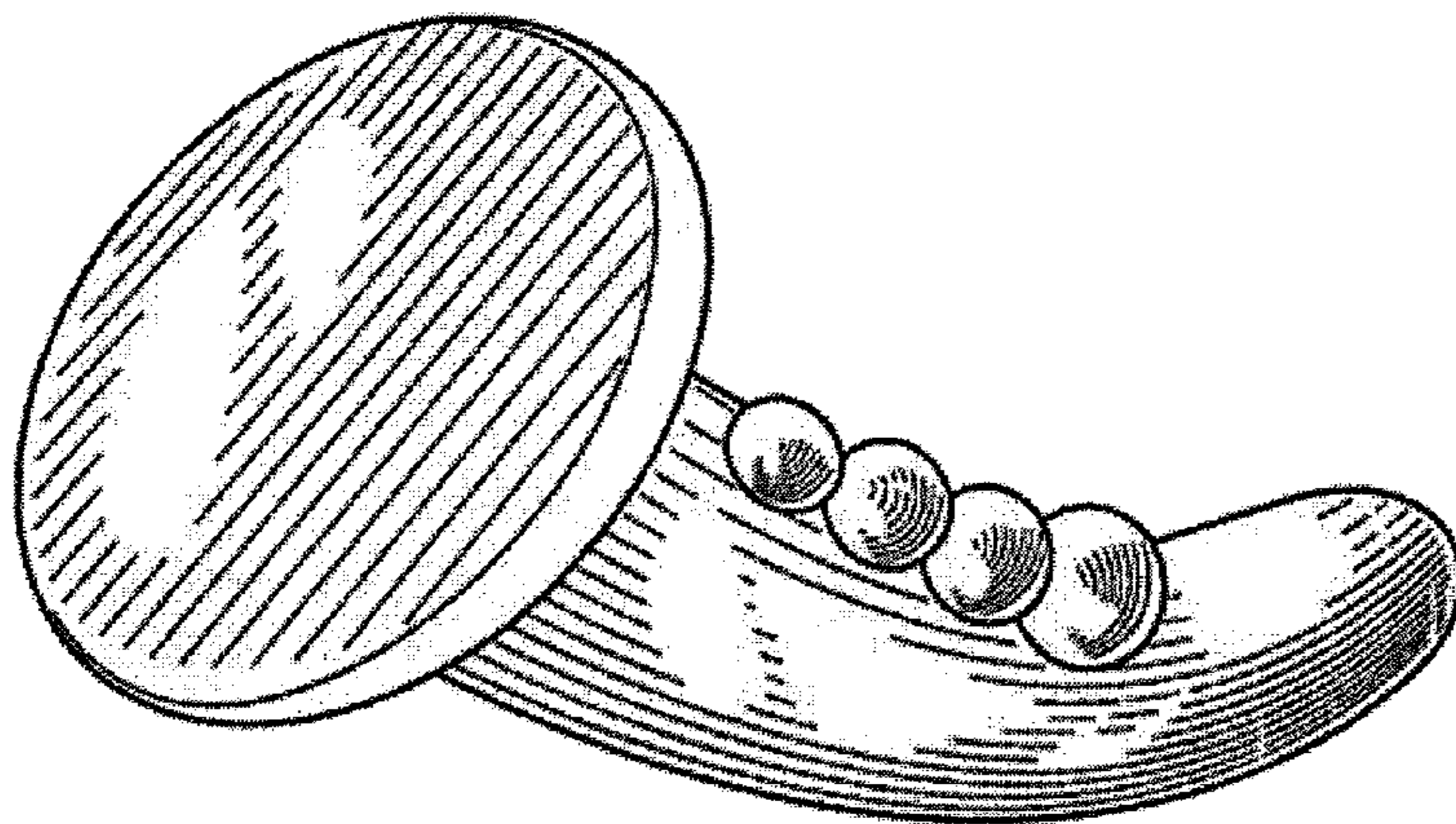
FIG. 7 is a left side view of the curved massager with protrusions shown in FIG. 1.

U.S. PATENT DOCUMENTS

750,735 A	1/1904	Turck
1,206,324 A	11/1916	Hart
3,401,687 A	9/1968	Hood
3,504,665 A	4/1970	Bakunin et al.
3,636,945 A	1/1972	Sato
D234,543 S	3/1975	Foster
3,878,838 A	4/1975	Lunn
3,996,930 A	12/1976	Sekulich
4,002,164 A	1/1977	Bradley
4,059,100 A	11/1977	Glage
4,334,527 A	6/1982	Clinton
4,542,753 A	9/1985	Brenman et al.

(Continued)

1 Claim, 2 Drawing Sheets



US D599,486 S

Page 2

U.S. PATENT DOCUMENTS

4,574,791 A 3/1986 Mitchener
4,663,102 A 5/1987 Brenman et al.
4,878,489 A 11/1989 Kamayachi
5,074,315 A 12/1991 McCuiston
5,377,702 A 1/1995 Sakurai
D371,442 S * 7/1996 Semyonova D24/214
D384,156 S 9/1997 Kain
D386,879 S * 11/1997 Daniels D24/214
5,690,603 A 11/1997 Kain
5,707,341 A 1/1998 Mathewuse
5,853,362 A 12/1998 Jacobs
5,876,324 A 3/1999 Trouchine
D461,009 S 7/2002 Viner
6,776,755 B1 8/2004 Raskin
D501,048 S 1/2005 Hacker
6,976,970 B2 12/2005 Siddhartha
D517,217 S 3/2006 Zou et al.
7,081,087 B2 7/2006 Jannuzzi
7,122,015 B2 10/2006 Luetgen et al.
D558,356 S 12/2007 Nan
7,341,566 B2 3/2008 Nan
D568,490 S * 5/2008 Nan D24/215
2004/0230093 A1 11/2004 Marshall

2006/0069329 A1 3/2006 Nan
2006/0069330 A1 3/2006 Nan
2006/0094992 A1 5/2006 Imboden et al.
2006/0106327 A1 5/2006 Thielen
2007/0142754 A1 6/2007 Nan
2007/0149903 A1 6/2007 Nan
2007/0287610 A1 12/2007 Novak et al.
2008/0009775 A1 1/2008 Murison
2008/0027362 A1 1/2008 Fretz
2008/0027364 A1 * 1/2008 Moutray 601/134
2008/0091128 A1 4/2008 Nan
2008/0139980 A1 6/2008 Fladl et al.

FOREIGN PATENT DOCUMENTS

GB 2439927 1/2008

OTHER PUBLICATIONS

Notice of Allowance dated Nov. 25, 2008 for U.S. Appl. No. 29/321,195.

Office Action dated Jan. 12, 2009 for U.S. Appl. No. 29/321,193.

Notice of Allowance dated Mar. 9, 2009 for U.S. Appl. No. 29/321,195.

* cited by examiner

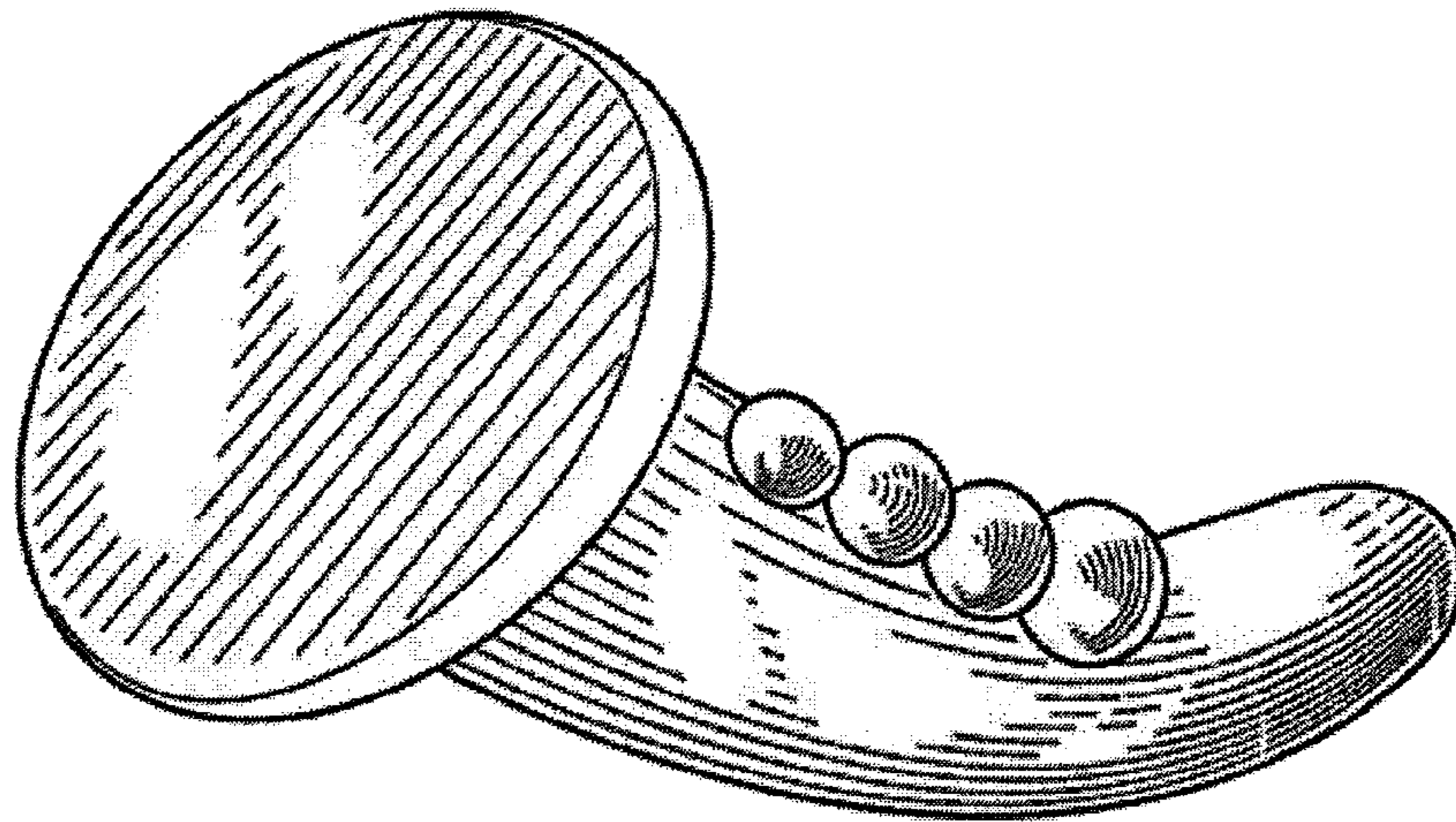


FIG. 1

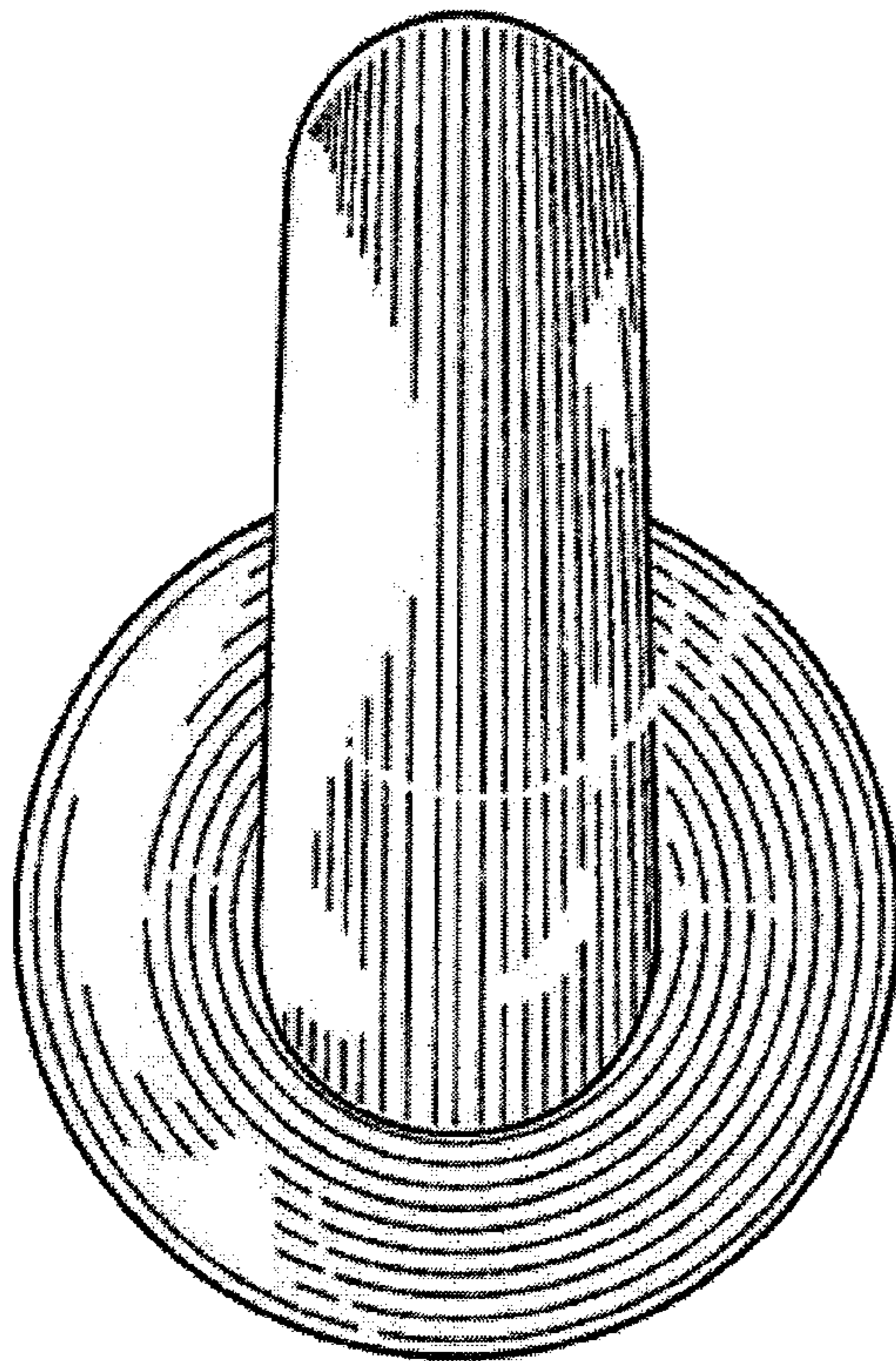


FIG. 2

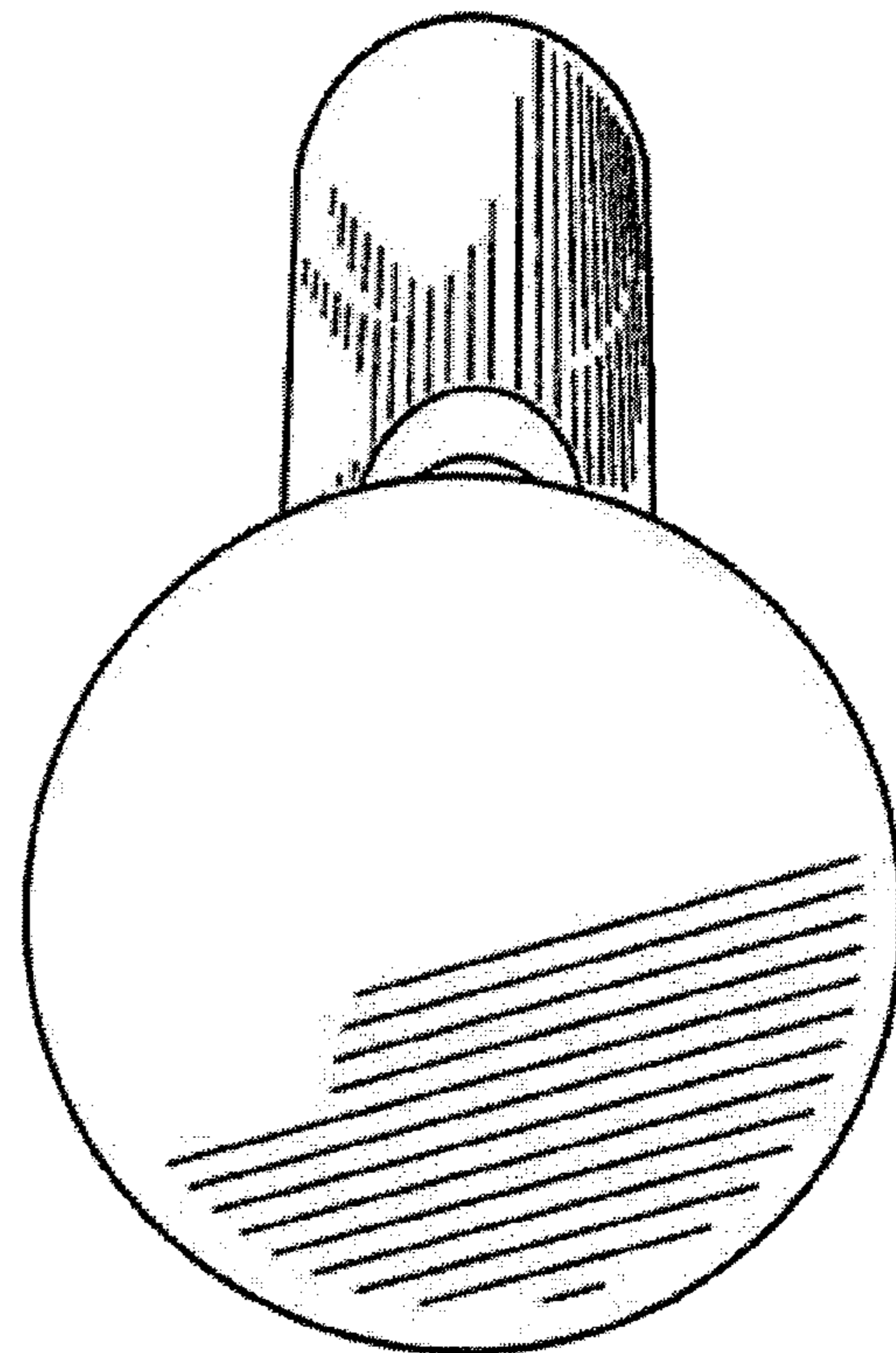


FIG. 3

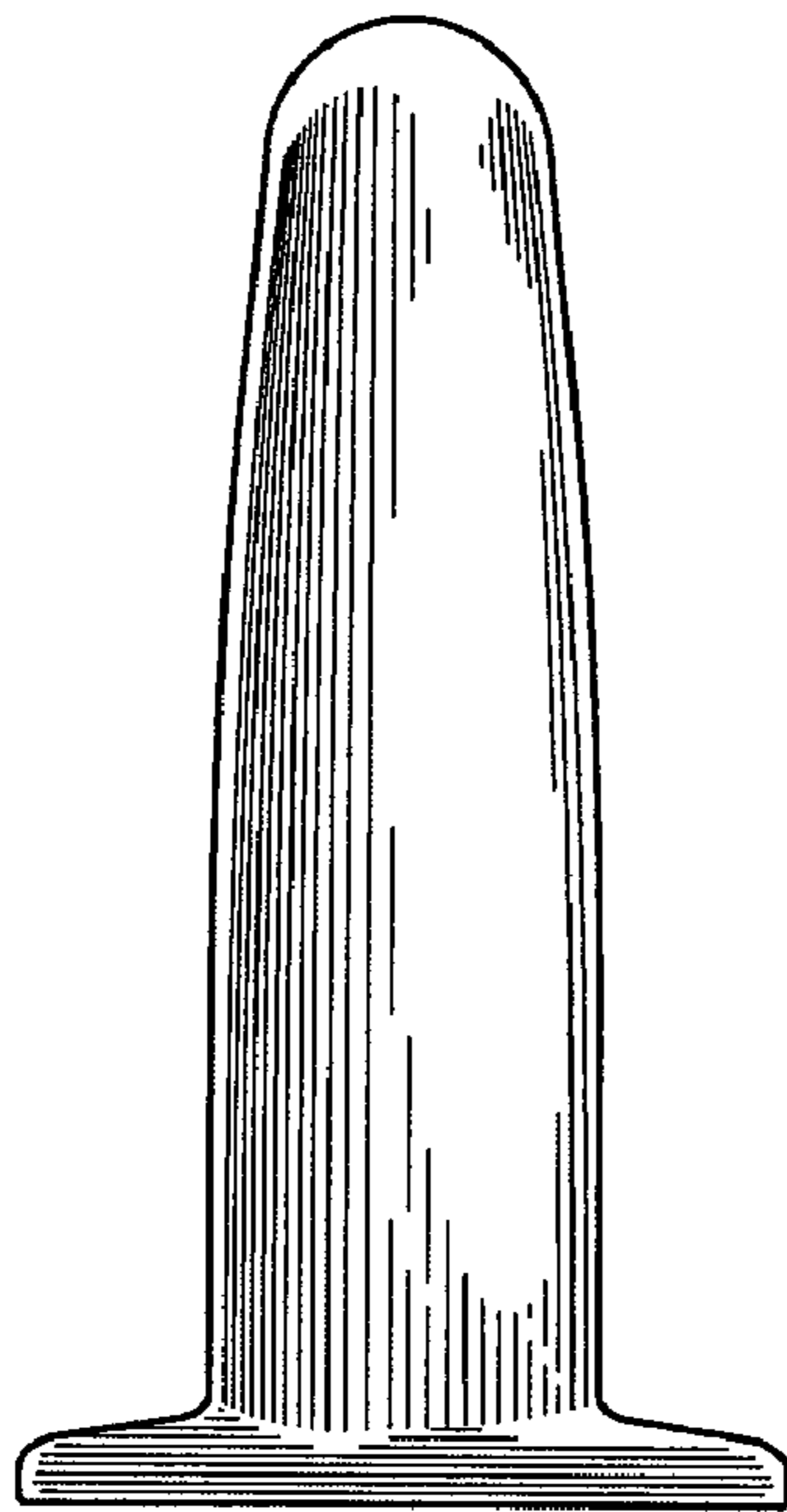


FIG. 4

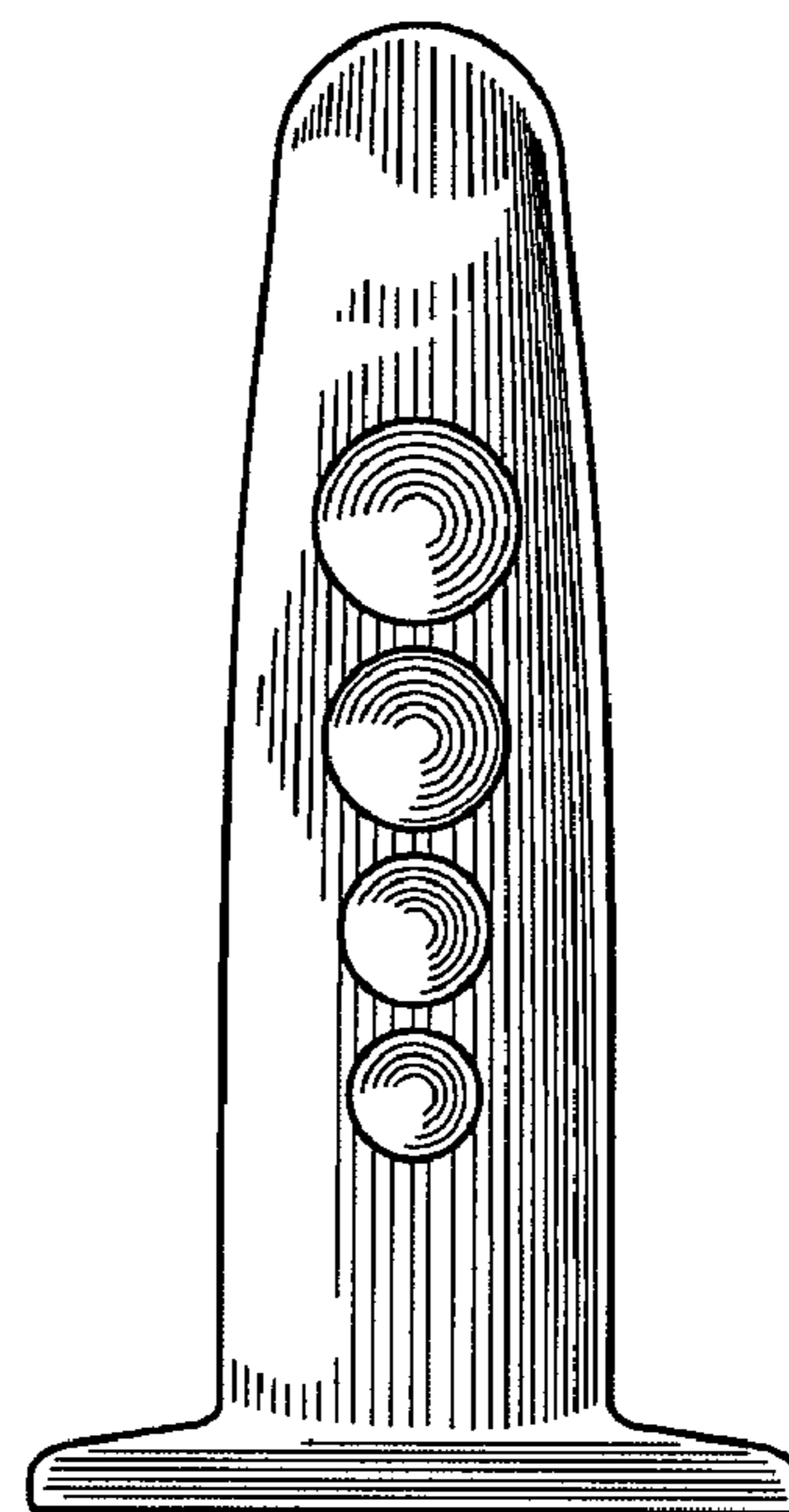


FIG. 5

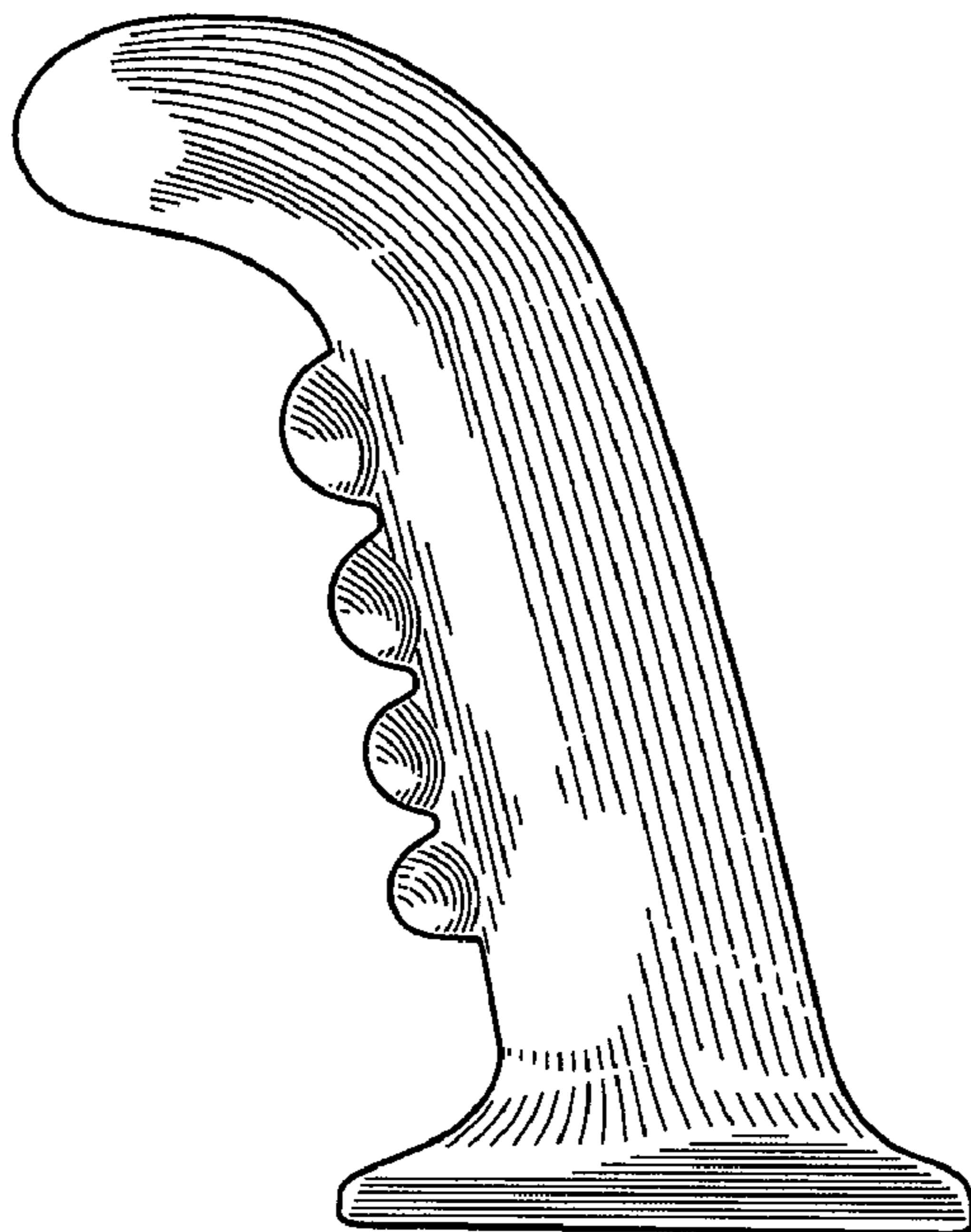


FIG. 6

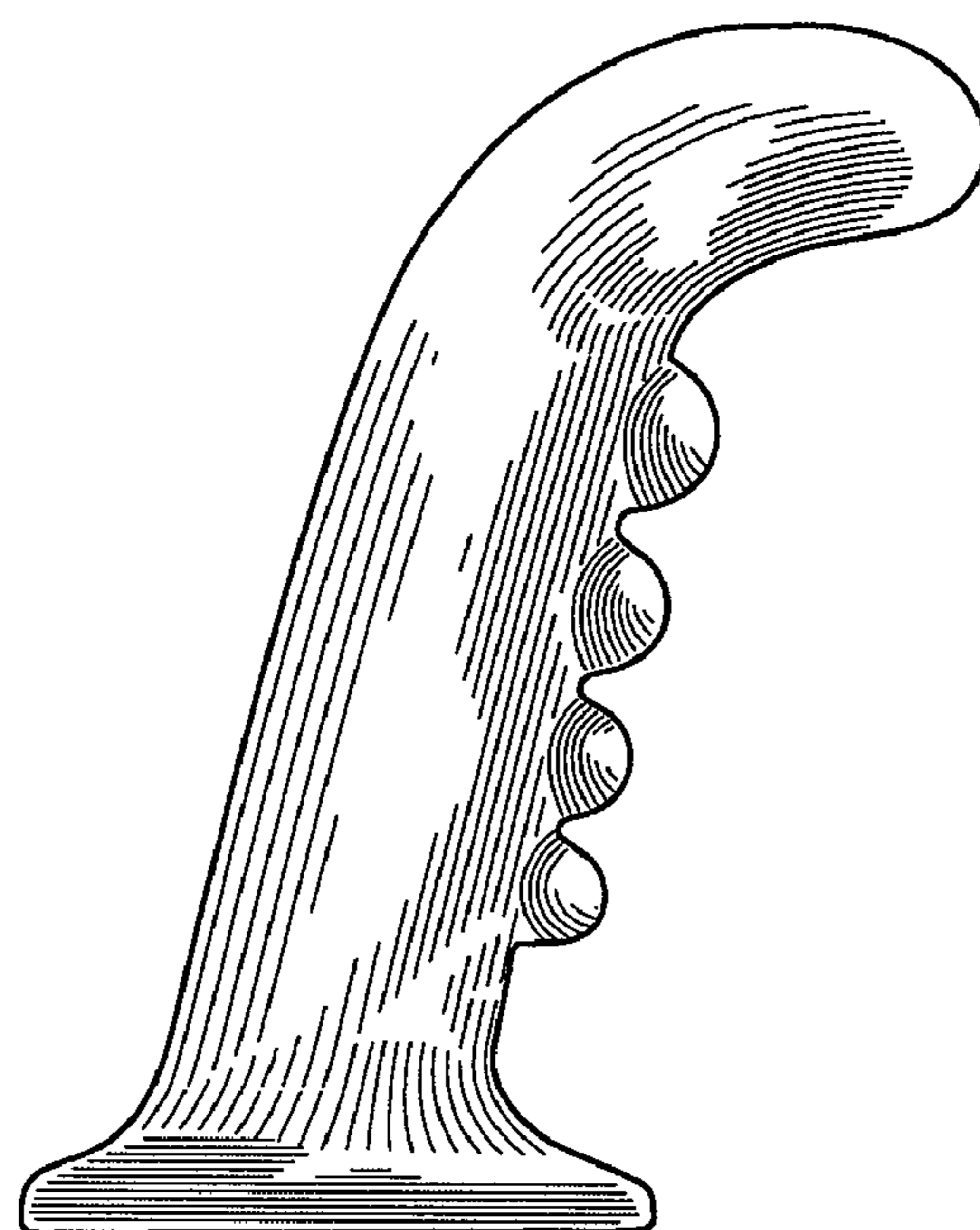


FIG. 7