



US00D599467S

(12) **United States Design Patent**
Bucher et al.

(10) **Patent No.:** **US D599,467 S**

(45) **Date of Patent:** **** Sep. 1, 2009**

(54) **CEILING FAN BLADE ARM**

D469,950 S 2/2003 Scalise et al.

(75) Inventors: **John C. Bucher**, Hillsboro Mile, FL (US); **Scott Searle**, Wan Chai (HK); **Tien S. Lowe**, Pembroke Pines, FL (US)

(Continued)

(73) Assignee: **Chien Luen Industries Co., Ltd., Inc.**, Oakland Park, FL (US)

OTHER PUBLICATIONS

Brass Outdoor Lantern, [online] Hinkley Lighting, Hinkley Lighting—Classic Cool, products, families with products in the Brass Outdoor Lantern category, 4 pages [retrieved on Jun. 29, 2008] Retrieved from: <http://www.hinkleylighting.com/products/catfams.asp?cid=013&fid=018110>.

(**) Term: **14 Years**

(21) Appl. No.: **29/308,975**

(Continued)

(22) Filed: **Jul. 18, 2008**

Primary Examiner—Lisa P Lichtenstein

(74) *Attorney, Agent, or Firm*—Brian S. Steinberger; Law Offices of Brian S. Steinberger, P.A.

Related U.S. Application Data

(62) Division of application No. 29/251,926, filed on Jan. 13, 2006, now Pat. No. Des. 575,863.

(57) **CLAIM**

(51) **LOC (9) Cl.** **23-04**

The ornamental design for a ceiling fan blade arm, as shown and described.

(52) **U.S. Cl.** **D23/411**

(58) **Field of Classification Search** D23/377, D23/379, 385, 411, 413; 416/5

DESCRIPTION

See application file for complete search history.

FIG. 1 is a perspective bottom front left view of a novel ornamental ceiling fan blade mounting arm.

(56) **References Cited**

U.S. PATENT DOCUMENTS

D364,224 S	11/1995	Wang
D364,678 S	11/1995	Lee
D371,838 S	7/1996	Davis, Jr. et al.
D378,404 S	3/1997	Jaspers-Fayer
D389,566 S	1/1998	Jaspers-Fayer
D402,026 S	12/1998	Chuang et al.
D408,518 S	4/1999	Liu
D411,295 S	6/1999	Evans
D412,571 S	8/1999	Lee
D414,856 S	10/1999	Zuege
D421,799 S	3/2000	Zuege
D422,072 S	3/2000	Blateri
D426,879 S	6/2000	Gajewski
D440,647 S	4/2001	Lee
D443,352 S	6/2001	Lantz
D451,997 S	12/2001	Schwartz
D454,636 S	3/2002	Lantz
D462,756 S	9/2002	Liu

FIG. 2 is a perspective bottom front right view of the blade mounting arm of FIG. 1.

FIG. 3 is a left side view of the blade mounting arm of FIG. 1.

FIG. 4 is a right side view of the blade mounting arm of FIG. 1.

FIG. 5 is a bottom view of the blade mounting arm of FIG. 1.

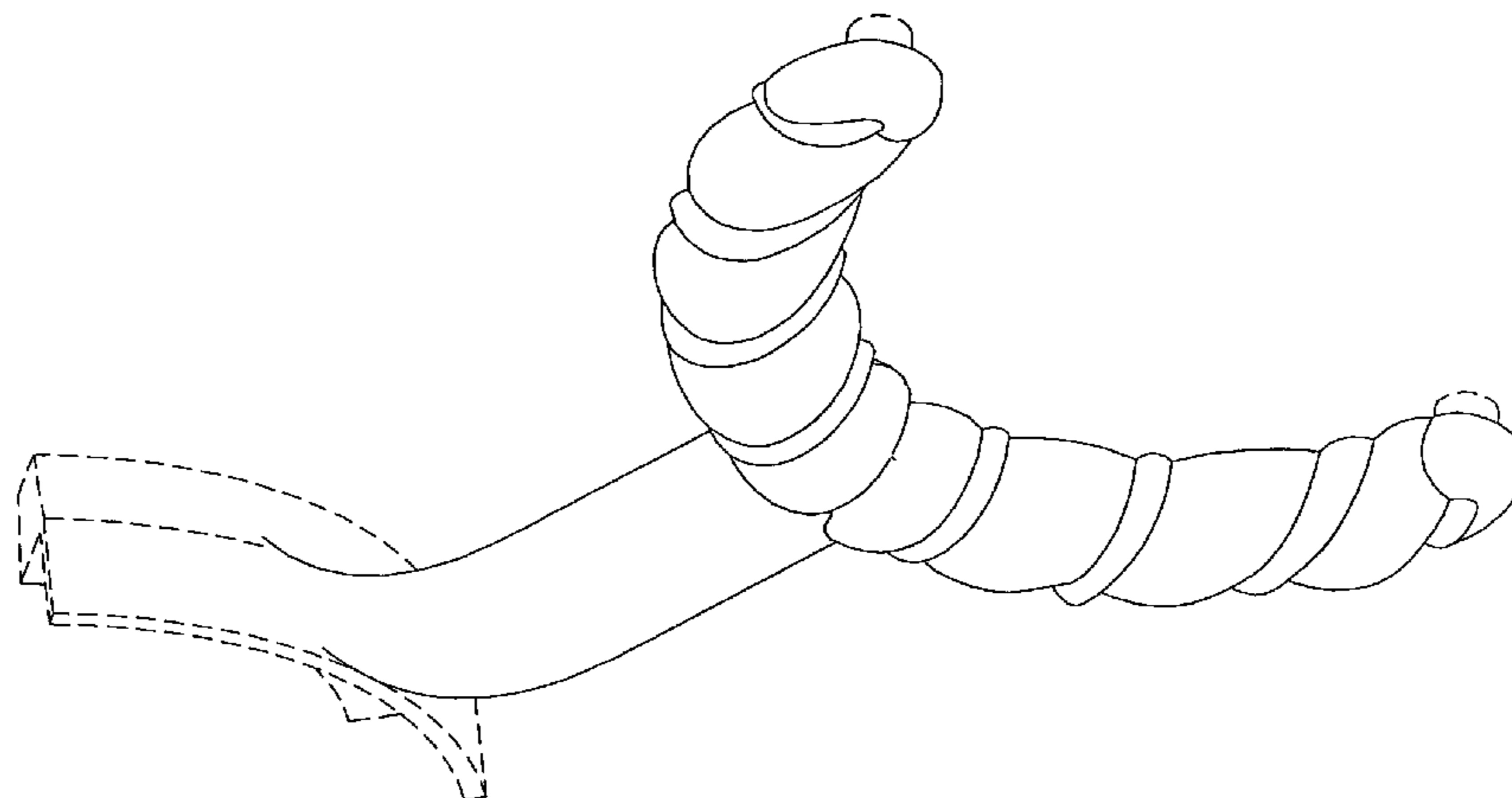
FIG. 6 is a top view of the blade mounting arm of FIG. 1.

FIG. 7 is a front side view of the blade mounting arm of FIG. 1; and,

FIG. 8 is a rear side view of the blade mounting arm of FIG. 1.

The broken line showing of the motor housing mounting end of the blade arm and upward protrusions is included for the purpose of illustrating environmental structure and forms no part of the claimed design.

1 Claim, 8 Drawing Sheets



US D599,467 S

Page 2

U.S. PATENT DOCUMENTS

D480,471 S 10/2003 Hsieh
D484,233 S 12/2003 Bucher et al.
D484,587 S 12/2003 Bucher et al.
D485,345 S 1/2004 Bucher
D485,346 S 1/2004 Bucher et al.
D485,347 S 1/2004 Bucher et al.
D495,817 S 9/2004 Bucher et al.
D496,119 S 9/2004 Bucher et al.
D497,022 S 10/2004 Bucher et al.
D500,160 S 12/2004 Bucher et al.
D500,161 S 12/2004 Bucher et al.
D500,876 S 1/2005 Bucher et al.
D510,992 S 10/2005 Bucher
D529,164 S 9/2006 Hidalgo

D530,414 S 10/2006 Hoshino
D541,409 S * 4/2007 Ertze D23/411
D575,863 S * 8/2008 Bucher et al. D23/411

OTHER PUBLICATIONS

Cast Outdoor Lantern, [online] Hinkley Lighting, Hinkley Light—Classic Cool, products, families with products in the Cast Outdoor Latern category, 2 pages [retrieved on Jun. 29, 2005]
Retrieved from: <http://www.hinkleylighting.com/products/cargrams.asp?cid=011&fid=018110>.

“Bromley”, [online] The Home Depot, 5 matching products, [retrieved on Jun. 29, 2005] 2 pages, Retrieved from: <http://www.homedepot.com/pre180/HDUS/EN/jsearchResults/jsp?CNT-TYPE=...>

* cited by examiner

FIG. 1

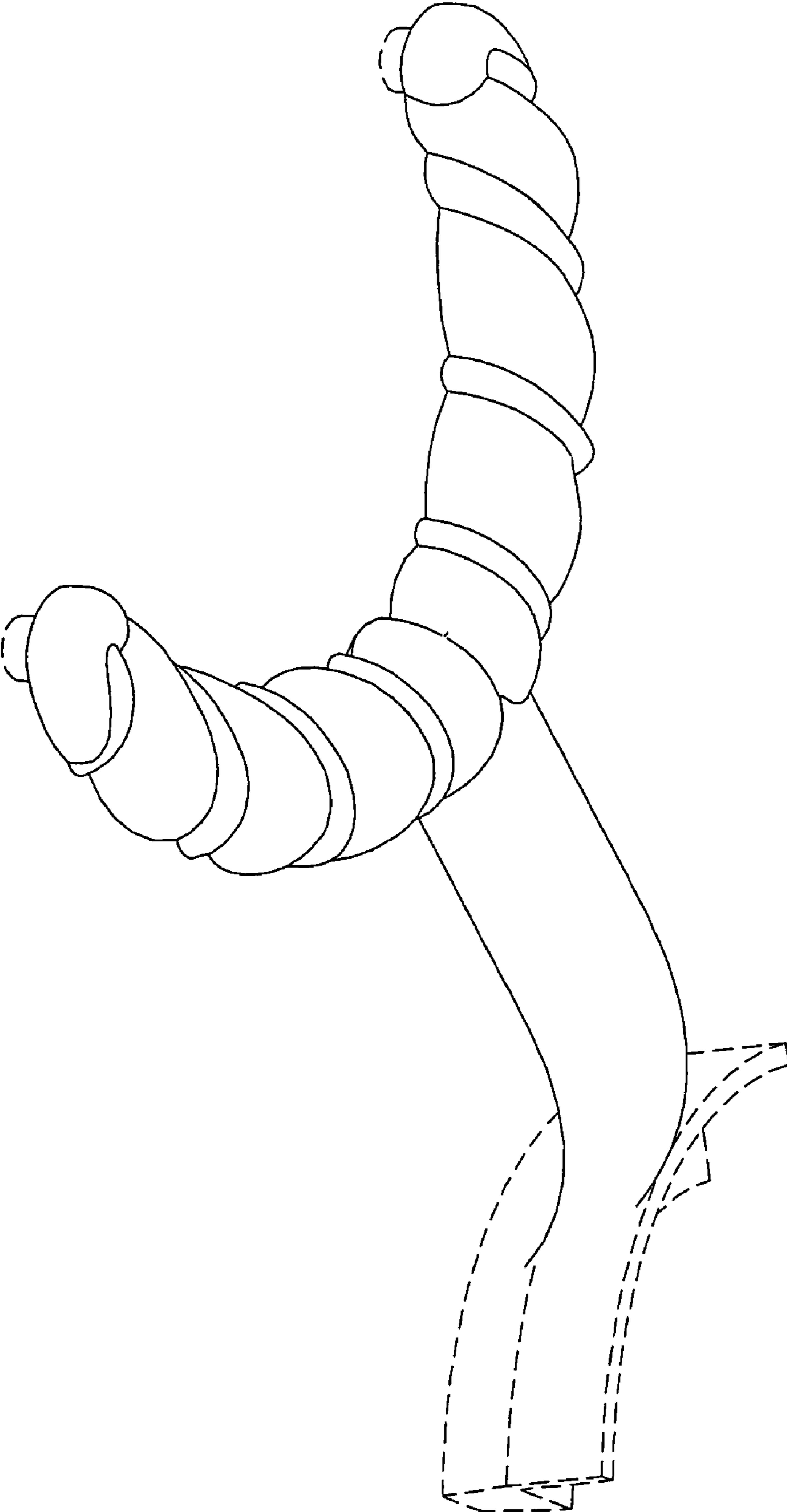


FIG. 2

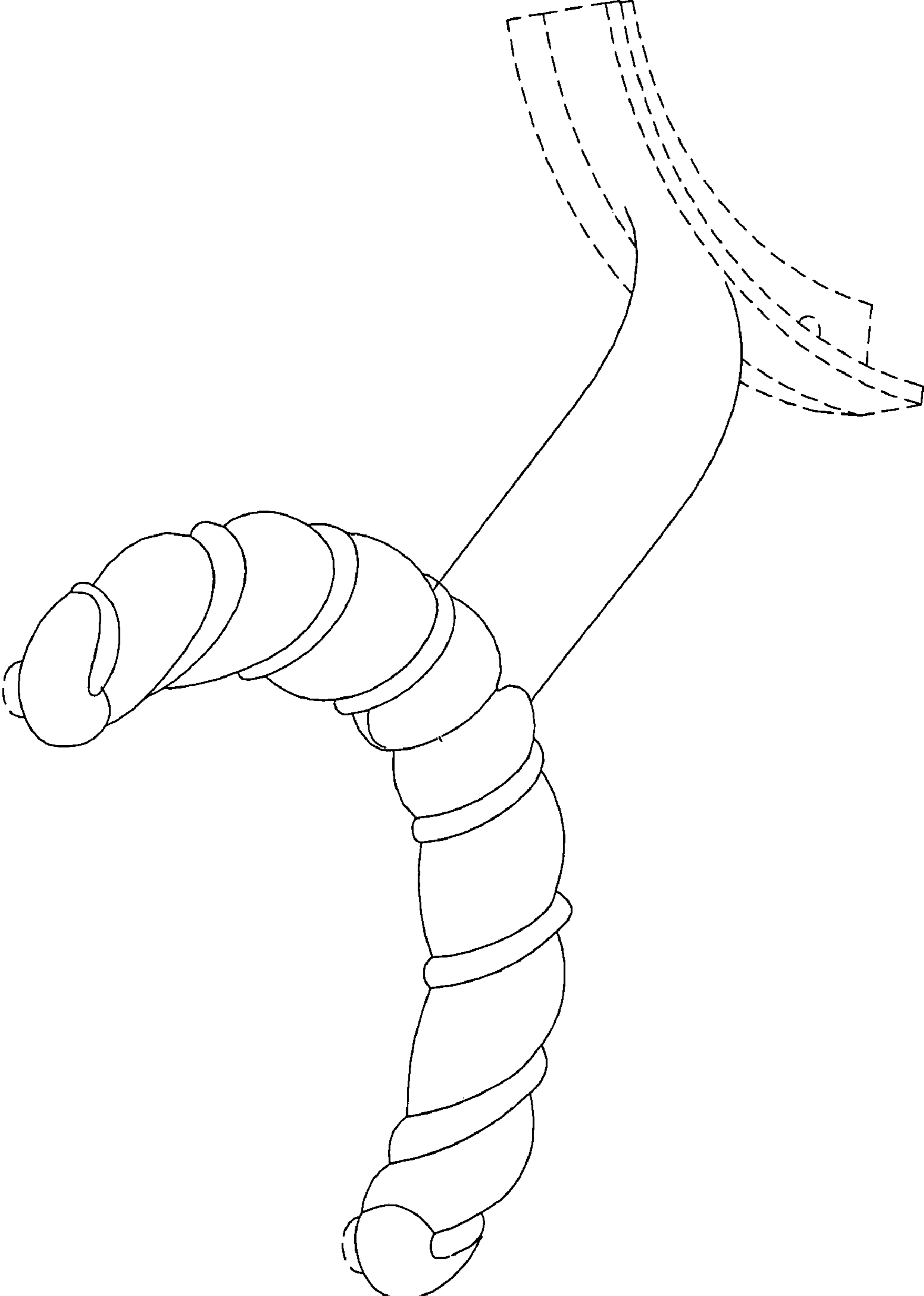


FIG. 3

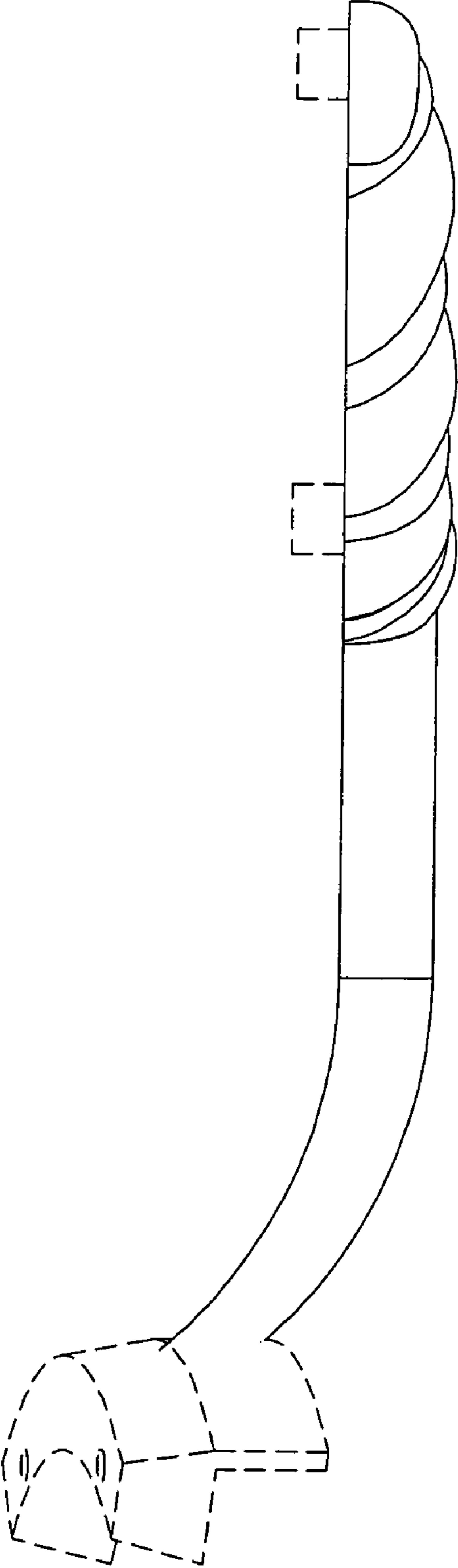



FIG. 4



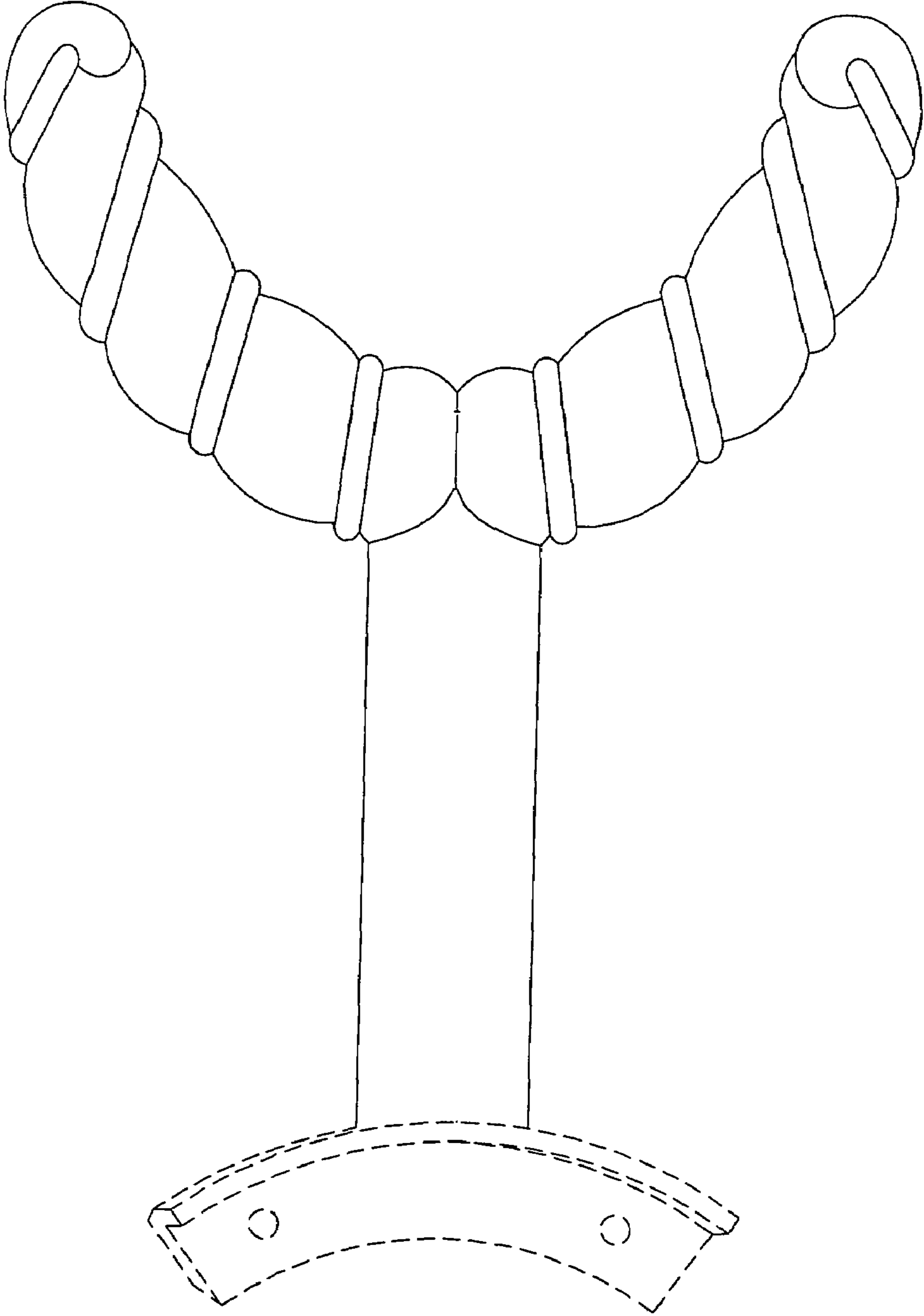


FIG. 5

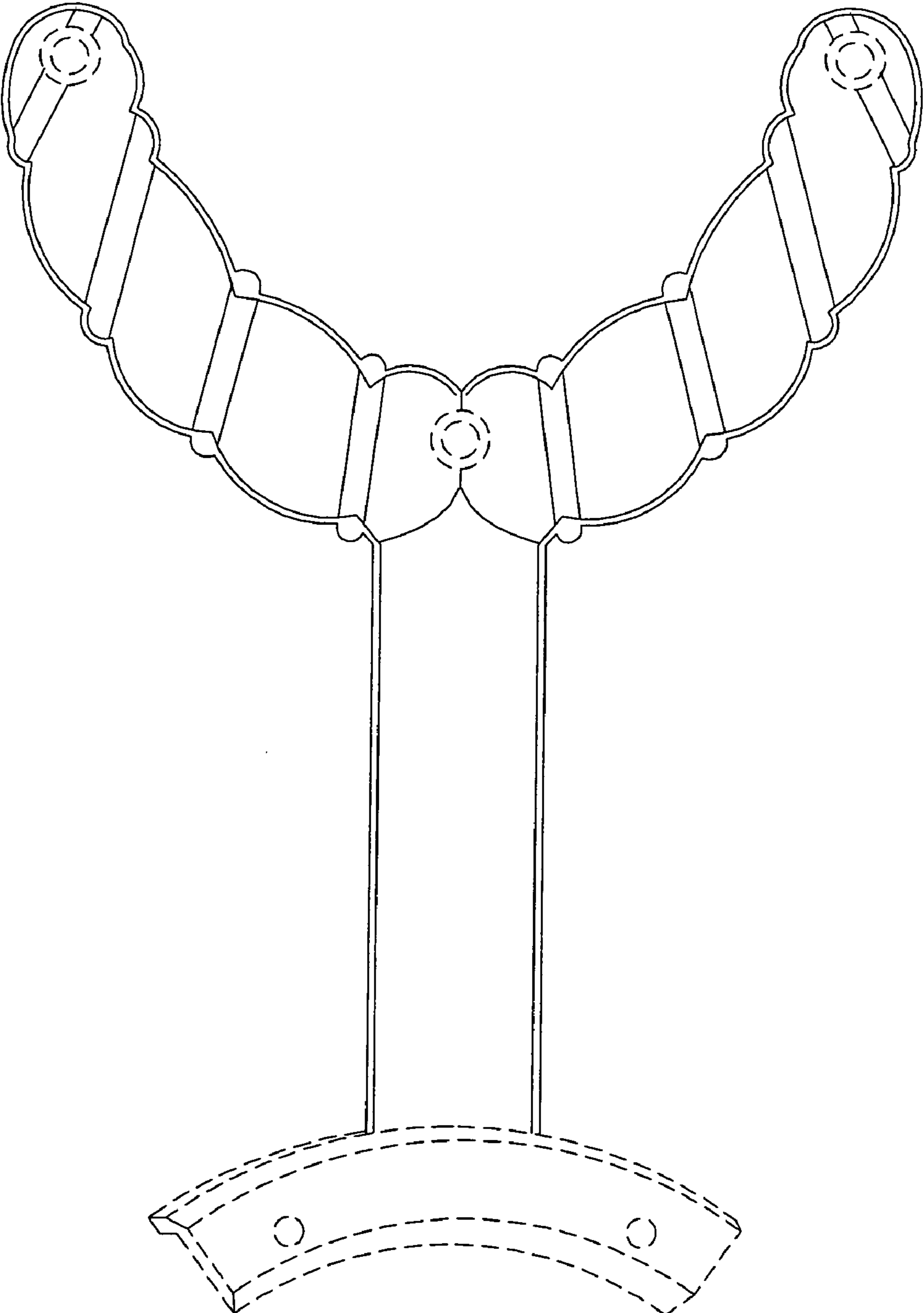


FIG. 6

FIG. 7

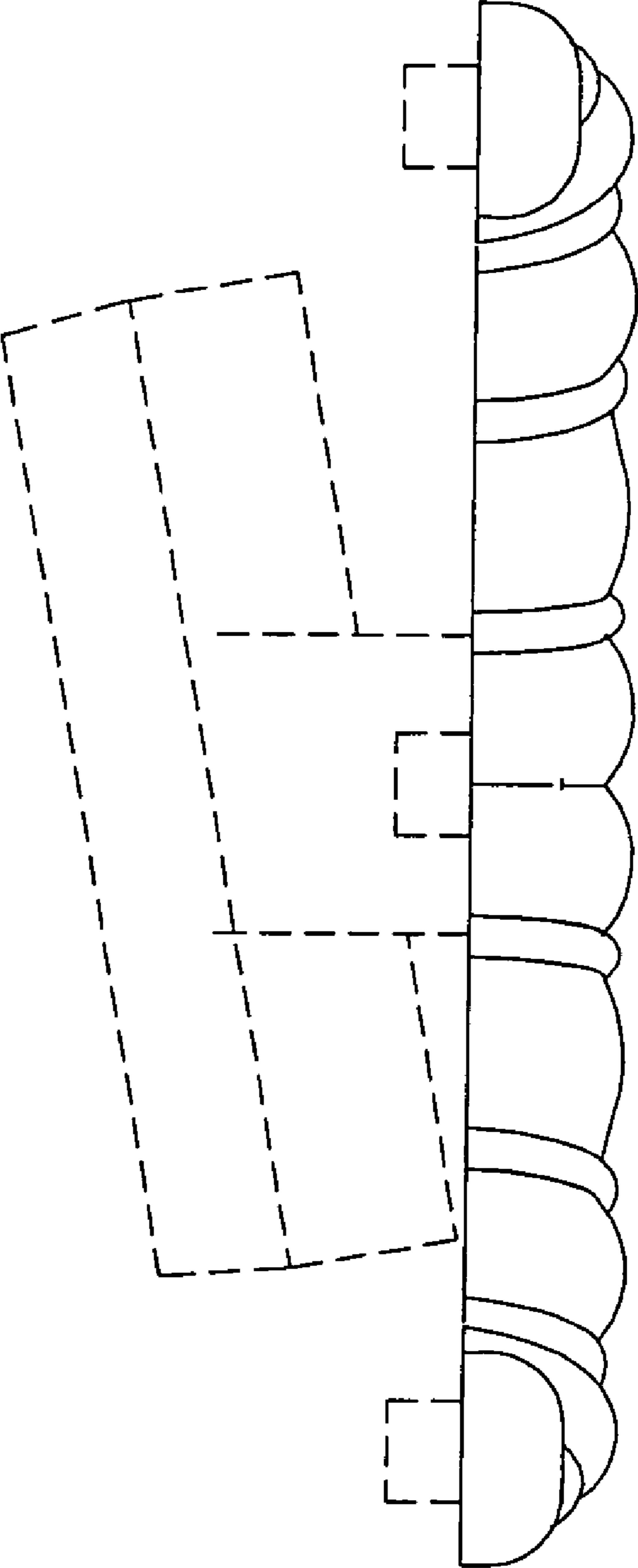


FIG. 8

