



US00D599465S

(12) **United States Design Patent**  
**Mitchell**

(10) **Patent No.:** **US D599,465 S**

(45) **Date of Patent:** **\*\* Sep. 1, 2009**

(54) **VENT COVER**

(76) Inventor: **Clinton J. Mitchell**, 3765 SW. Xero Pl.,  
Redmond, OR (US) 97756

(\*\*) Term: **14 Years**

(21) Appl. No.: **29/309,715**

(22) Filed: **Sep. 29, 2008**

(51) **LOC (9) Cl.** ..... **23-04**

(52) **U.S. Cl.** ..... **D23/388**

(58) **Field of Classification Search** ..... D23/386-393,  
D23/385, 370, 354, 397, 261, 355, 335, 360,  
D23/366; 454/309, 275, 276, 284, 287-289,  
454/3; 210/163; 404/2, 4; 126/152 R; 239/6  
See application file for complete search history.

(56) **References Cited**

**U.S. PATENT DOCUMENTS**

D21,800 S *	8/1892	Joss	.....	D23/388
1,251,018 A *	12/1917	Hart	.....	454/309
2,818,937 A *	1/1958	Brixius	.....	D23/388
D188,077 S *	5/1960	Van Rijn	.....	D23/388
4,356,969 A *	11/1982	Obermayer et al.	.....	239/6
D269,806 S *	7/1983	Syme	.....	D23/386
D276,364 S *	11/1984	Sibert	.....	D23/335
4,660,763 A *	4/1987	Gutkowski et al.	.....	D23/360
4,669,371 A *	6/1987	Sarazen et al.	.....	454/276
4,920,867 A *	5/1990	Joly	.....	454/3
D308,721 S *	6/1990	Ahl	.....	D23/366
D419,667 S *	1/2000	Keen et al.	.....	D23/393
D462,757 S *	9/2002	Pettit	.....	D23/388
D517,193 S	3/2006	Calkins		

**OTHER PUBLICATIONS**

*Critter Ridders*, Simmons Pest Management, Inc., <http://www.critterriders.com/vents.htm>, printed from the Internet on Jun. 23, 2008, 9 pages.

*Registers and Grills*, Best Buy Heating and Air Conditioning, <http://bestbuyheatingandairconditioning.com/registers-grills.htm>, printed from the Internet on Jun. 23, 2008, 2 pages.

\* cited by examiner

*Primary Examiner*—T. Chase Nelson

*Assistant Examiner*—David G Muller

(74) *Attorney, Agent, or Firm*—Richard C. Litman

(57) **CLAIM**

The ornamental design for a vent cover, as shown and described.

**DESCRIPTION**

FIG. 1 is an environmental perspective view of a vent cover showing my new design;

FIG. 2 is a perspective view thereof;

FIG. 3 is a front elevational view thereof;

FIG. 4 is a rear elevational view thereof;

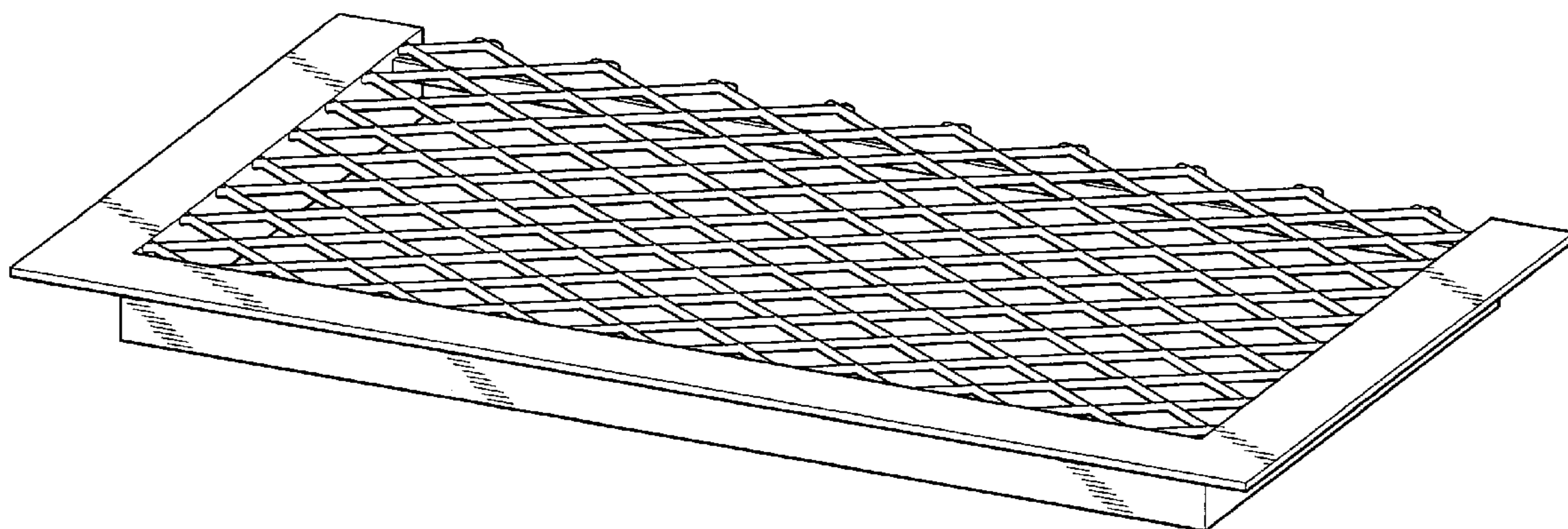
FIG. 5 is a right side elevational view with the left side being a mirror image thereof;

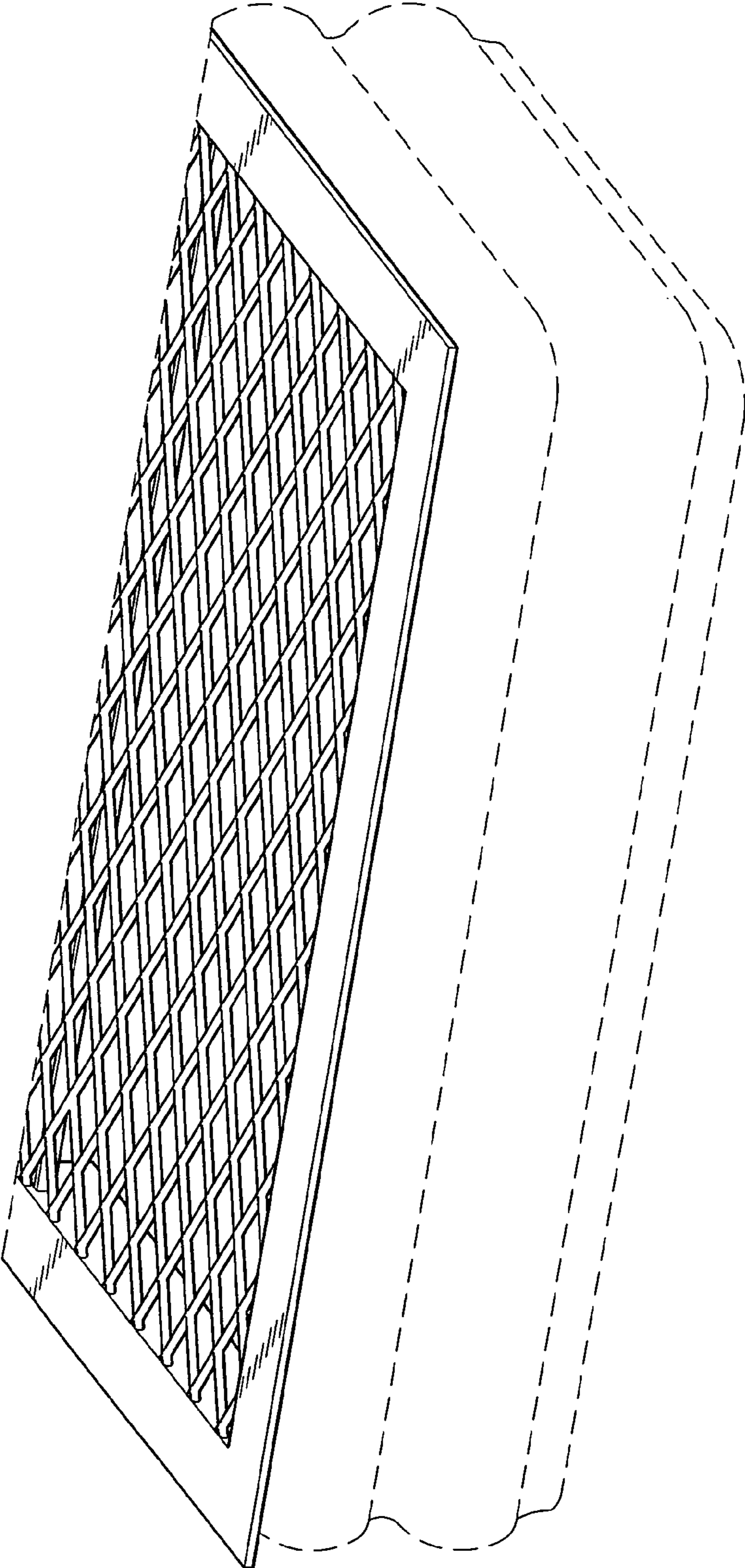
FIG. 6 is a top plan view thereof; and,

FIG. 7 is a bottom plan view thereof.

The broken line showing of the vent in FIG. 1 depicts environmental subject matter only and forms no part of the claimed design.

**1 Claim, 6 Drawing Sheets**





**FIG. 1**

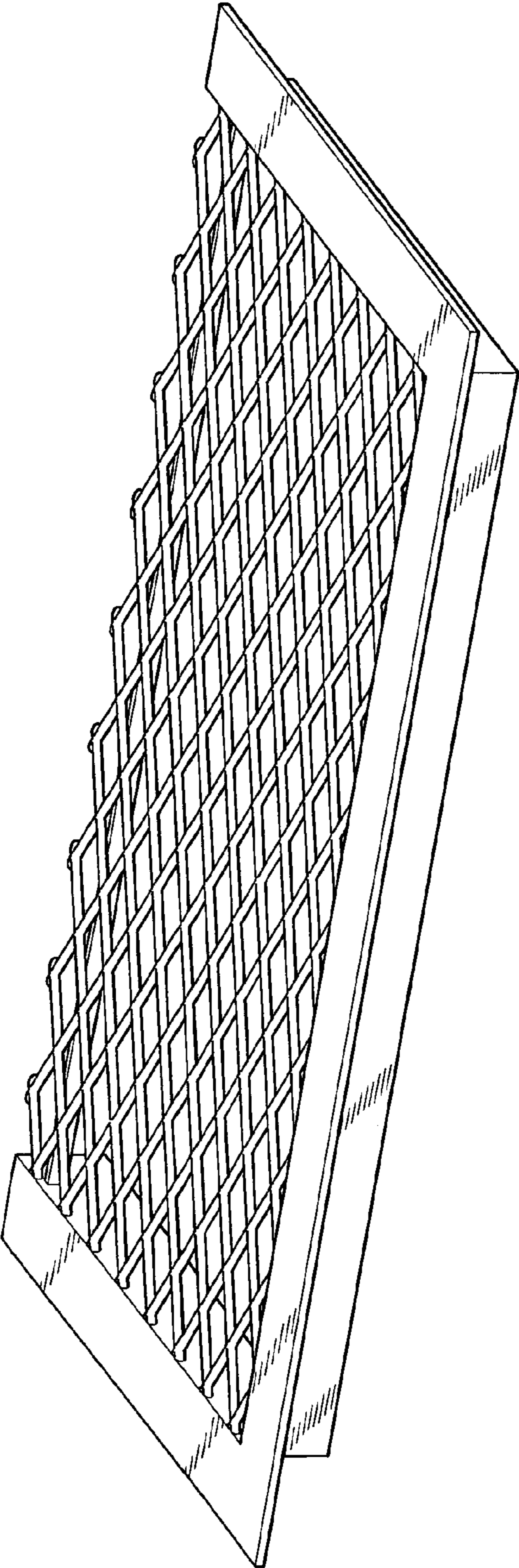
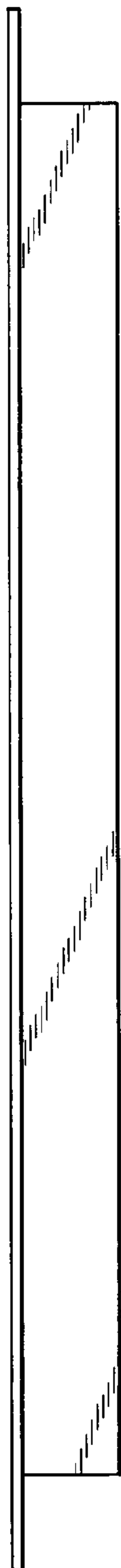
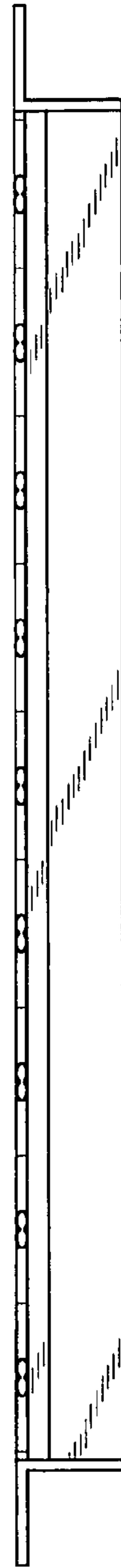


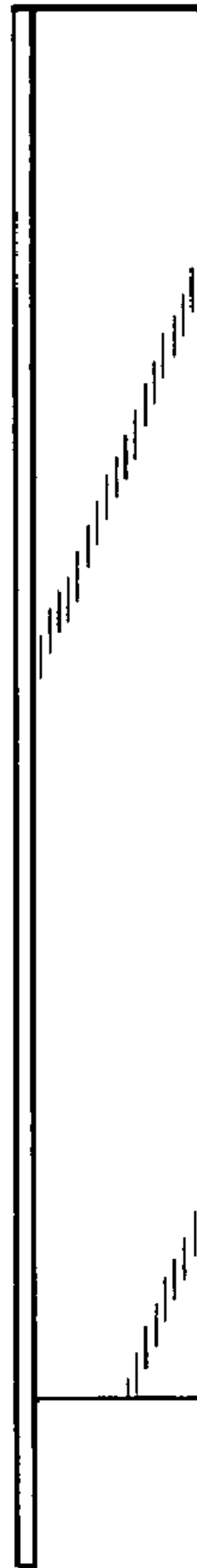
FIG. 2




**FIG. 3**




**FIG. 4**



**FIG. 5**



**FIG. 6**



*FIG. 7*