

US00D599455S

(12) **United States Design Patent**
Alexanderson

(10) **Patent No.:** **US D599,455 S**

(45) **Date of Patent:** **** Sep. 1, 2009**

(54) **ROOM AIR CONDITIONER**

(75) Inventor: **Martin Alexanderson**, Stockholm (SE)

(73) Assignee: **Aktiebolaget Electrolux**, Stockholm (SE)

(**) Term: **14 Years**

(21) Appl. No.: **29/332,912**

(22) Filed: **Feb. 27, 2009**

(51) **LOC (9) Cl.** **23-04**

(52) **U.S. Cl.** **D23/351**

(58) **Field of Classification Search** D23/351-354;
312/236; 62/259.1, 259.4, 262-263, 304;
454/330-331, 349-350

See application file for complete search history.

(56) **References Cited**

U.S. PATENT DOCUMENTS

| | | | |
|--------------|---------|-----------------------|---------|
| D368,305 S * | 3/1996 | Shigenari et al. | D23/351 |
| D417,910 S * | 12/1999 | Nonaka | D23/351 |
| D420,116 S * | 2/2000 | Kobayashi | D23/351 |
| D426,626 S * | 6/2000 | Nonaka | D23/351 |
| D439,317 S * | 3/2001 | Kobayashi | D23/351 |
| D446,292 S * | 8/2001 | Asakura et al. | D23/351 |
| D448,073 S * | 9/2001 | Wakasa | D23/351 |
| D449,095 S * | 10/2001 | Yanagida et al. | D23/351 |
| D450,823 S * | 11/2001 | Kobayashi | D23/351 |
| D451,586 S * | 12/2001 | Oya et al. | D23/351 |

| | | | |
|--------------|---------|-------------------|---------|
| D454,188 S * | 3/2002 | Nonaka | D23/351 |
| D465,016 S * | 10/2002 | Nanjo et al. | D23/351 |
| D487,142 S * | 2/2004 | Yoo | D23/351 |

OTHER PUBLICATIONS

OXY3 Heatpump; Brochure and Supplemental Picture; Electrolux, 9 total sheets; Exact date unknown but prior to filing of present application.

* cited by examiner

Primary Examiner—Brian N Vinson

(74) *Attorney, Agent, or Firm*—Banner & Witcoff, Ltd.

(57) **CLAIM**

The ornamental design for a room air conditioner, shown and described.

DESCRIPTION

FIG. 1 is a front perspective view of a room air conditioner showing my new design;

FIG. 2 is a front view thereof;

FIG. 3 is a bottom view thereof;

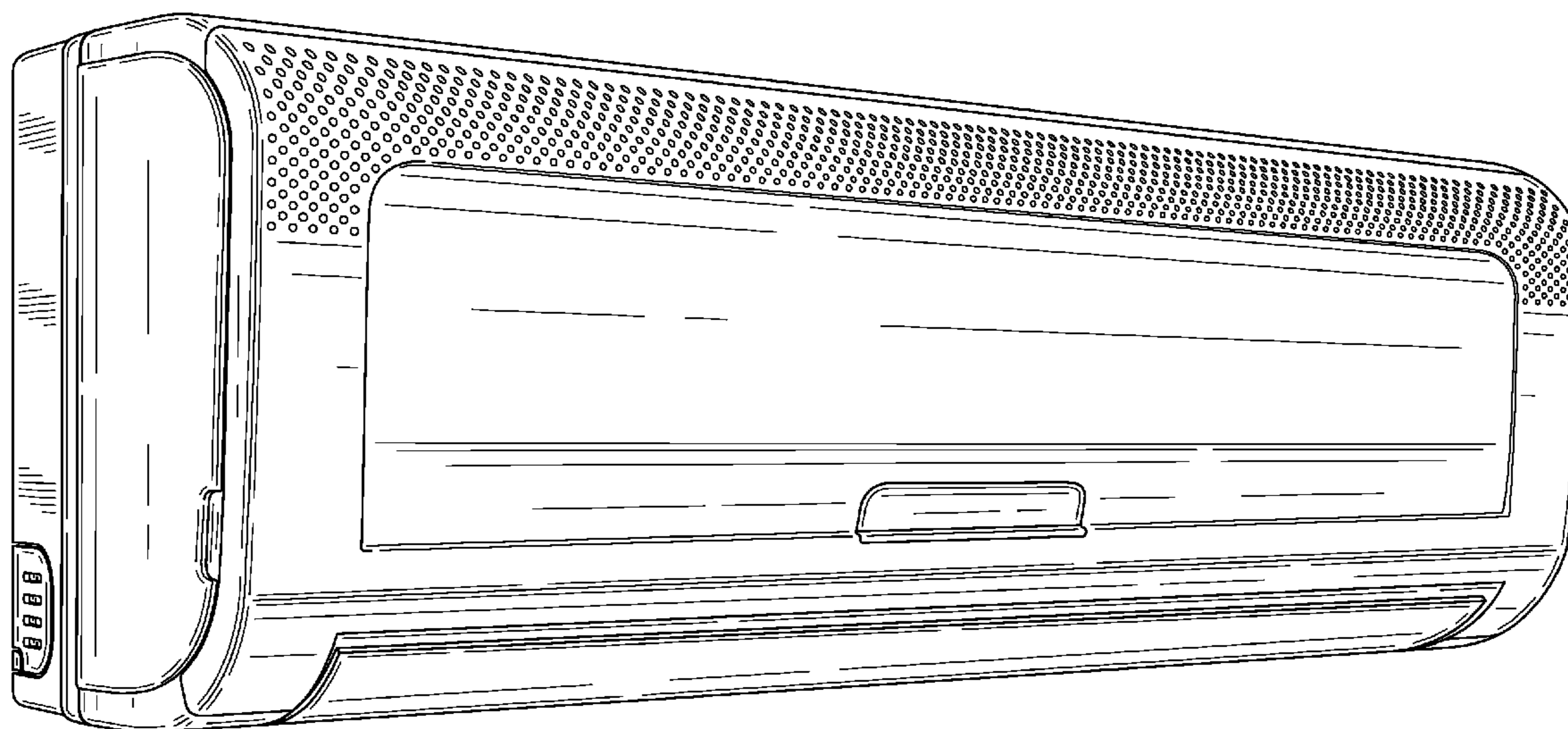
FIG. 4 is a top view thereof;

FIG. 5 is a left side view thereof; and,

FIG. 6 is a right side view thereof.

The unshown rear face of the room air conditioner forms not part of the claimed design.

1 Claim, 5 Drawing Sheets



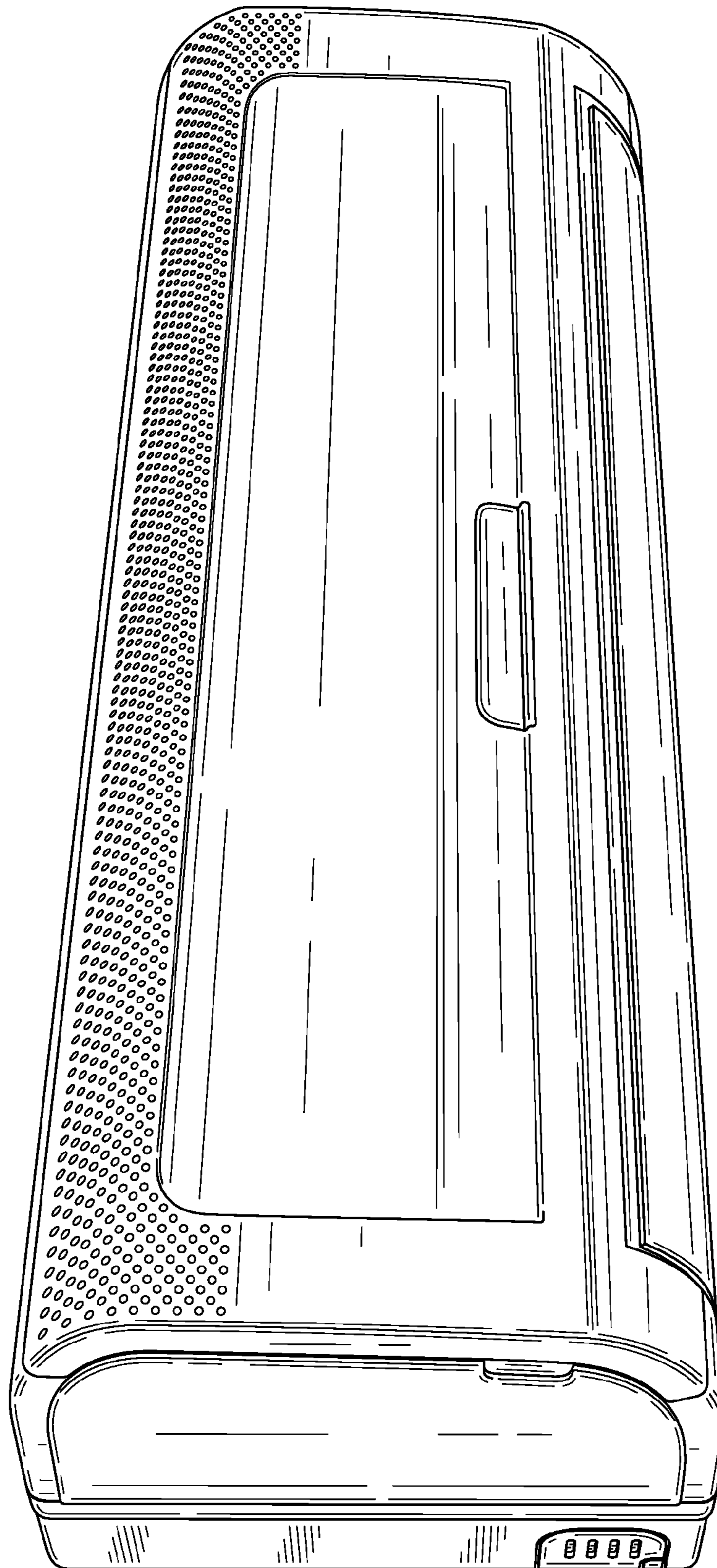


FIG. 1

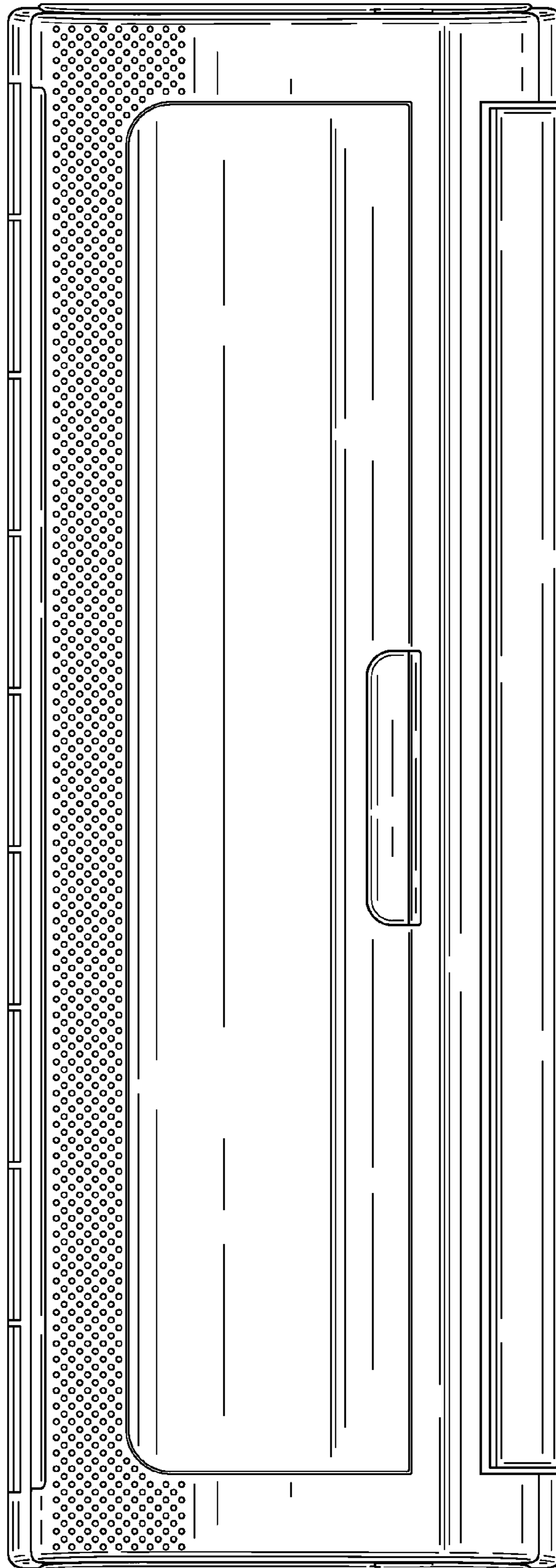


FIG. 2




FIG. 3




FIG. 4

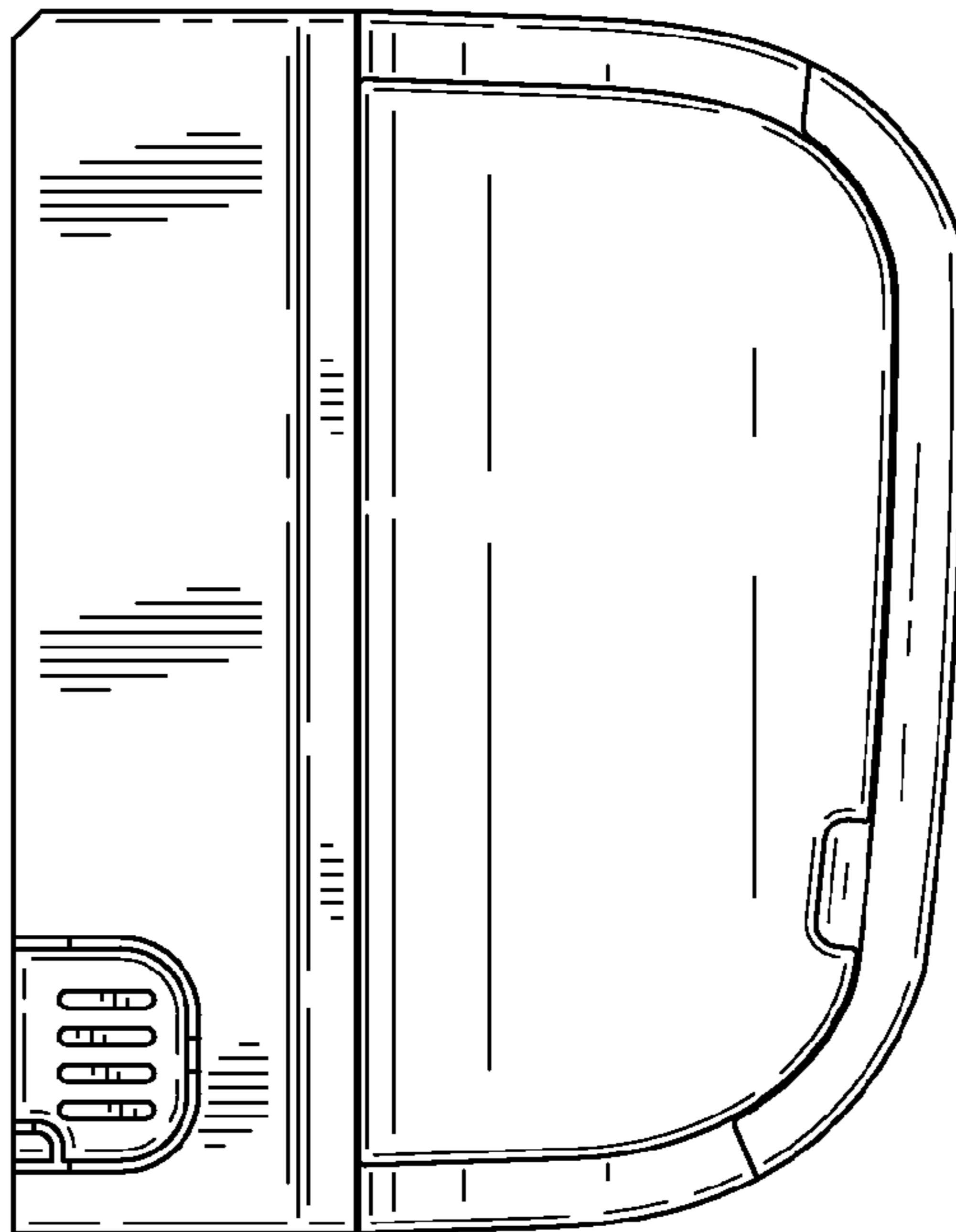


FIG. 5

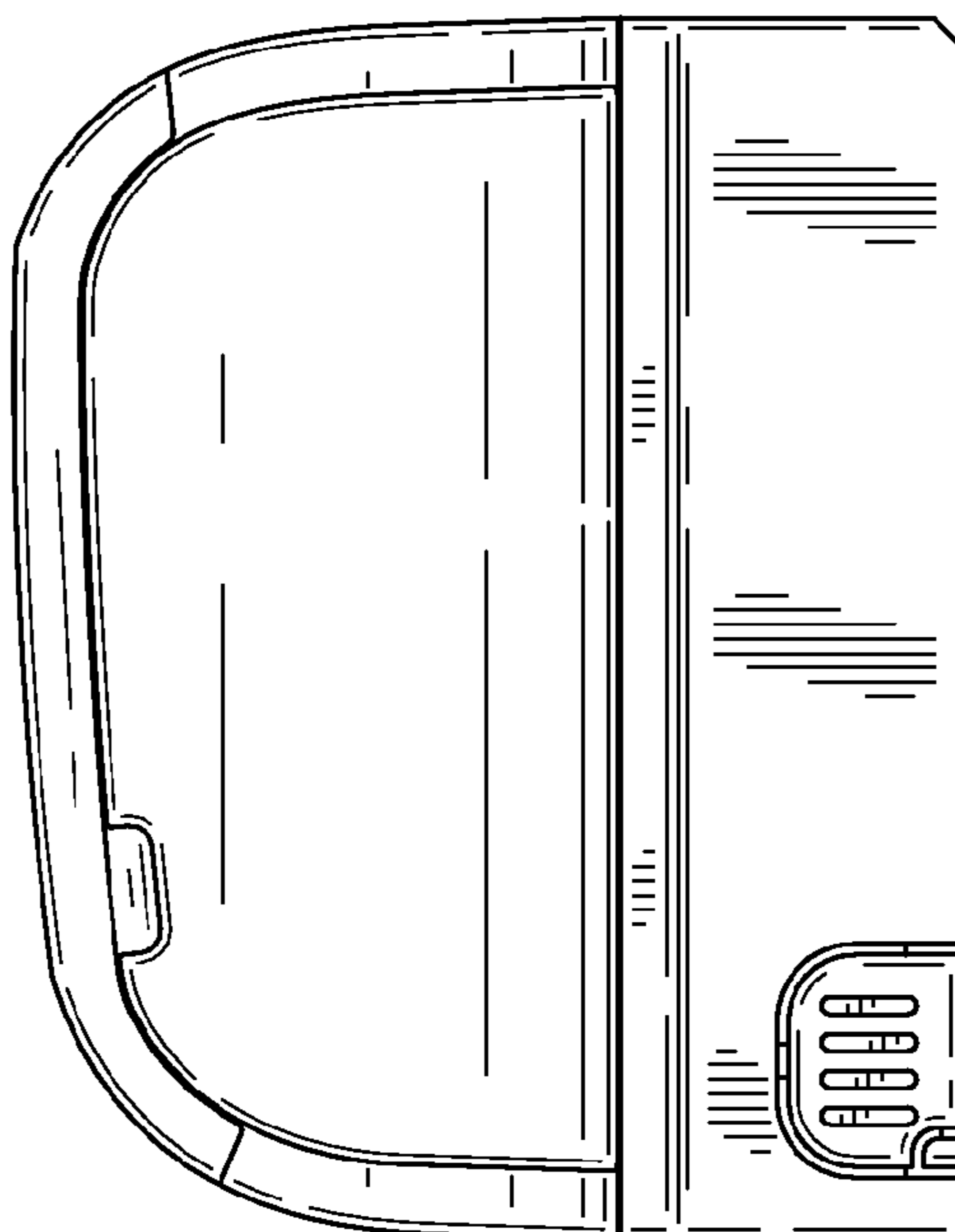


FIG. 6