



US00D599453S

(12) **United States Design Patent**
Israel et al.

(10) **Patent No.:** **US D599,453 S**

(45) **Date of Patent:** **** Sep. 1, 2009**

(54) **FOOTREST HEATER**

(75) Inventors: **Gary P. Israel**, Andover, KS (US); **Glen W. Ediger**, North Newton, KS (US)

(73) Assignee: **Vornado Air LLC**, Andover, KS (US)

(**) Term: **14 Years**

(21) Appl. No.: **29/303,736**

(22) Filed: **Feb. 15, 2008**

(51) **LOC (9) Cl.** **23-03**

(52) **U.S. Cl.** **D23/343**

(58) **Field of Classification Search** D23/328,
D23/332, 342-345, 350, 404; 126/500, 520,
126/523, 527, 536, 544, 555, 25 R, 58, 8,
126/512, 92 R; D3/200; D6/349, 365
See application file for complete search history.

(56) **References Cited**

U.S. PATENT DOCUMENTS

D350,450 S *	9/1994	Hassel et al.	D6/349
D395,490 S *	6/1998	Jane' et al.	D23/337
D430,278 S *	8/2000	Krauss et al.	D23/341
D451,292 S *	12/2001	Cheris et al.	D6/349

* cited by examiner

Primary Examiner—T. Chase Nelson
Assistant Examiner—Michael A Pratt

(74) *Attorney, Agent, or Firm*—David H. Milligan; Sean P. Connolly; Husch Blackwell Sanders LLP

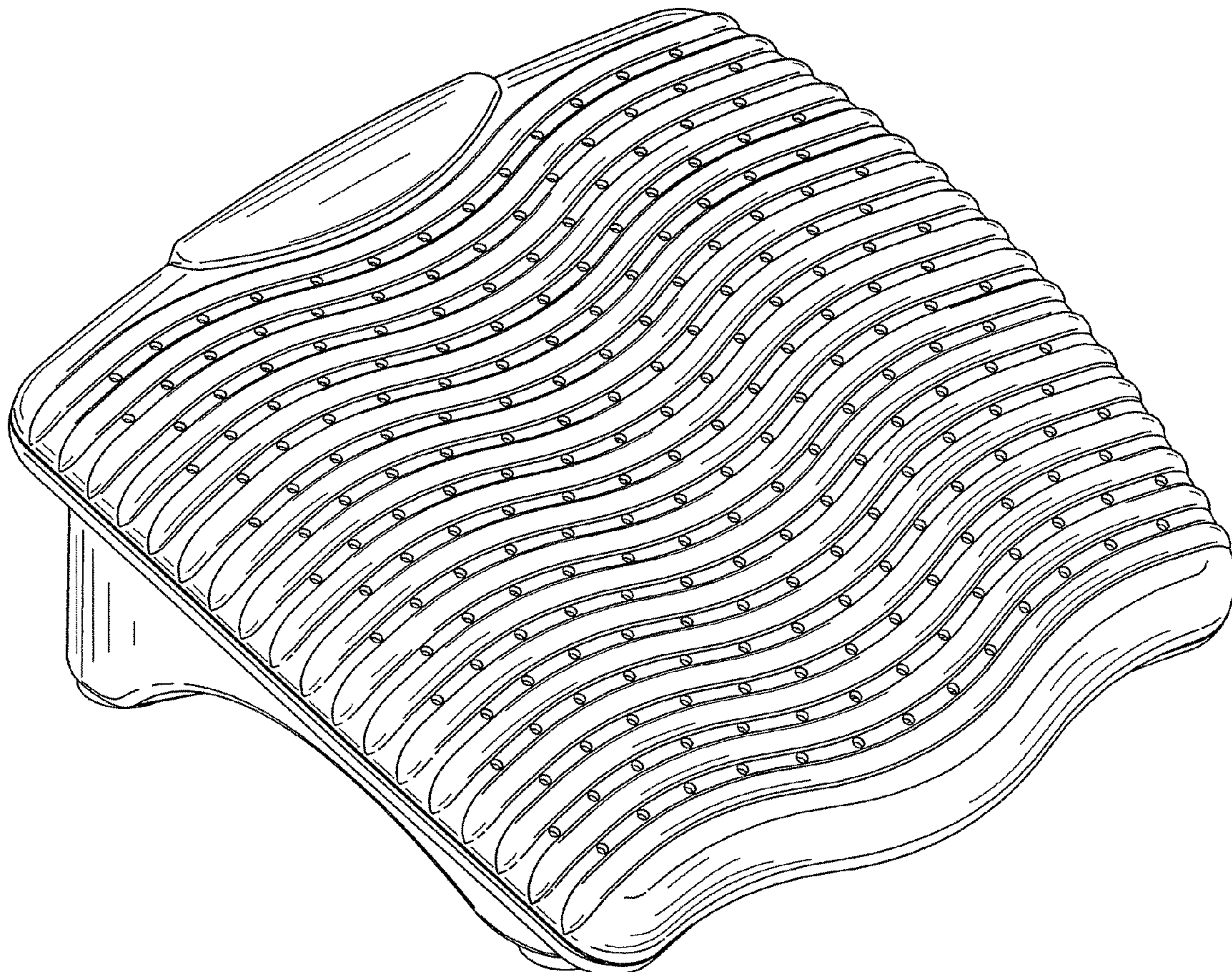
(57) **CLAIM**

The ornamental design for a footrest heater, as shown and described.

DESCRIPTION

FIG. 1 is a top perspective view of the footrest heater;
FIG. 2 is a front elevational view of the footrest heater of FIG. 1;
FIG. 3 is a rear elevational view of the footrest heater of FIG. 1;
FIG. 4 is a left elevational view of the footrest heater of Fig.;
FIG. 5 is a right elevational view of the footrest heater of FIG. 1;
FIG. 6 is a top plan view of the footrest heater of FIG. 1; and,
FIG. 7 is a bottom plan view of the footrest heater of FIG. 1.
The broken lines shown in the openings of the vertical slots in FIG. 3, the circular pattern on the bottoms of the four support feet and the bottom surface of the foot rest heater adjacent to front edge in FIG. 7 is included for the purpose of illustrating environment and forms no part of the claimed design.

1 Claim, 7 Drawing Sheets



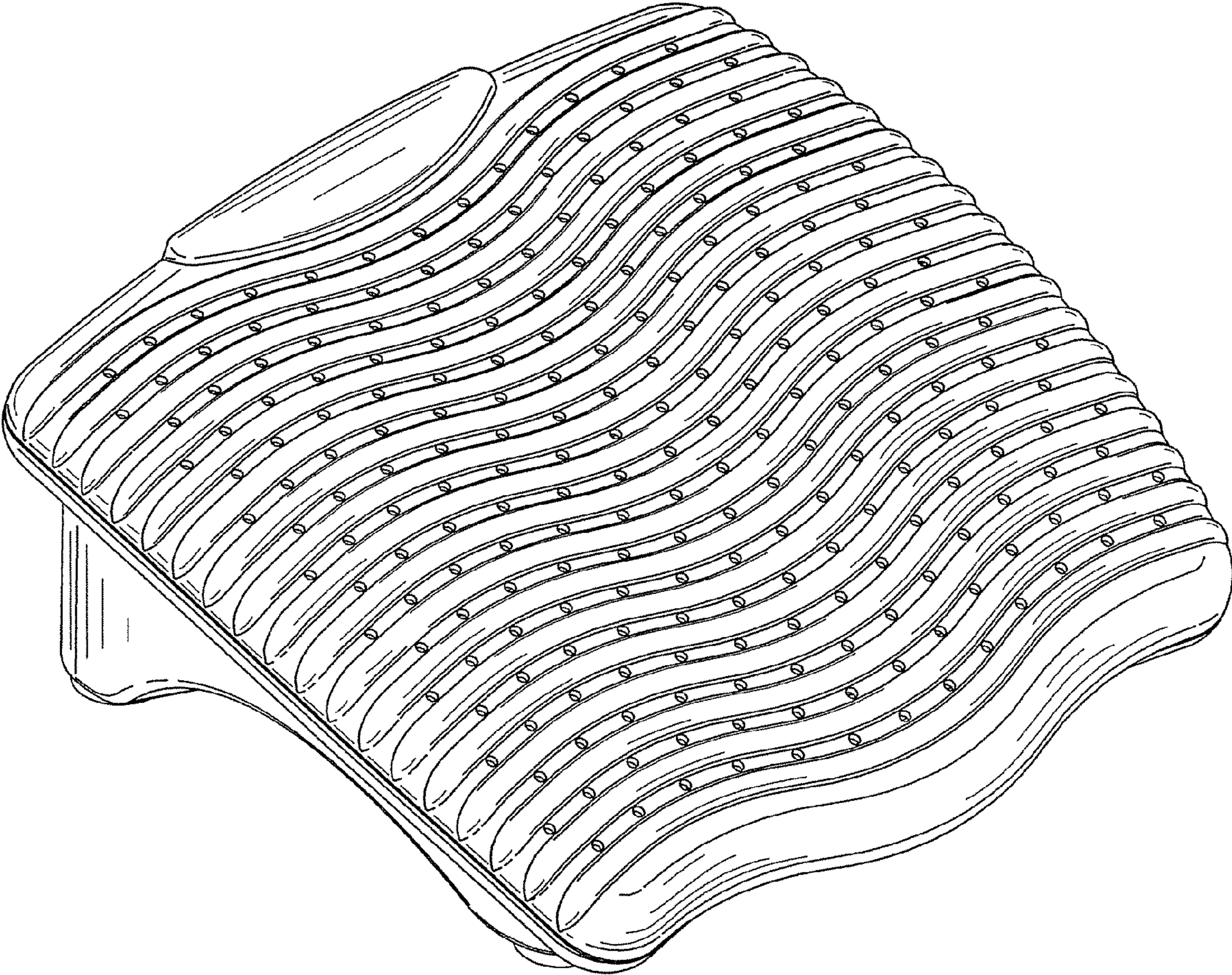


FIG. 1

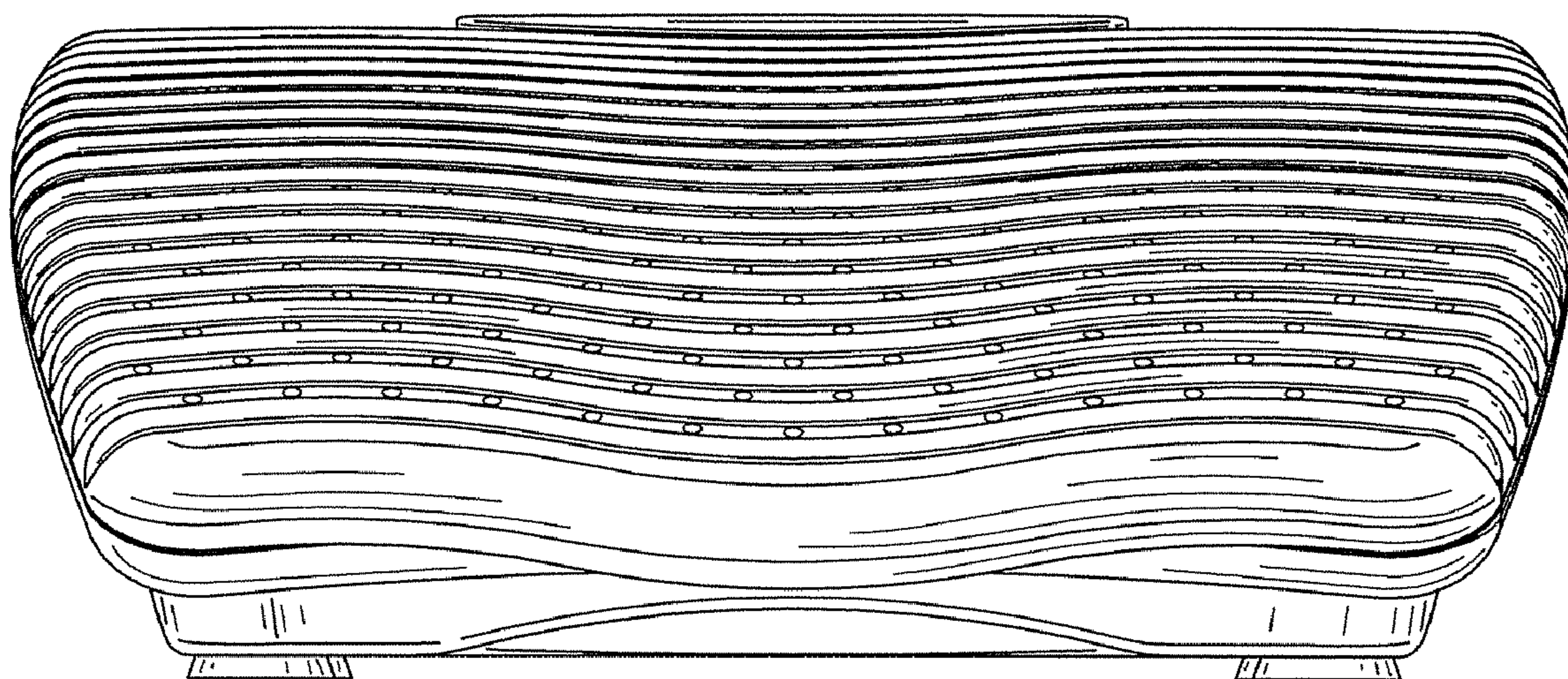


FIG. 2

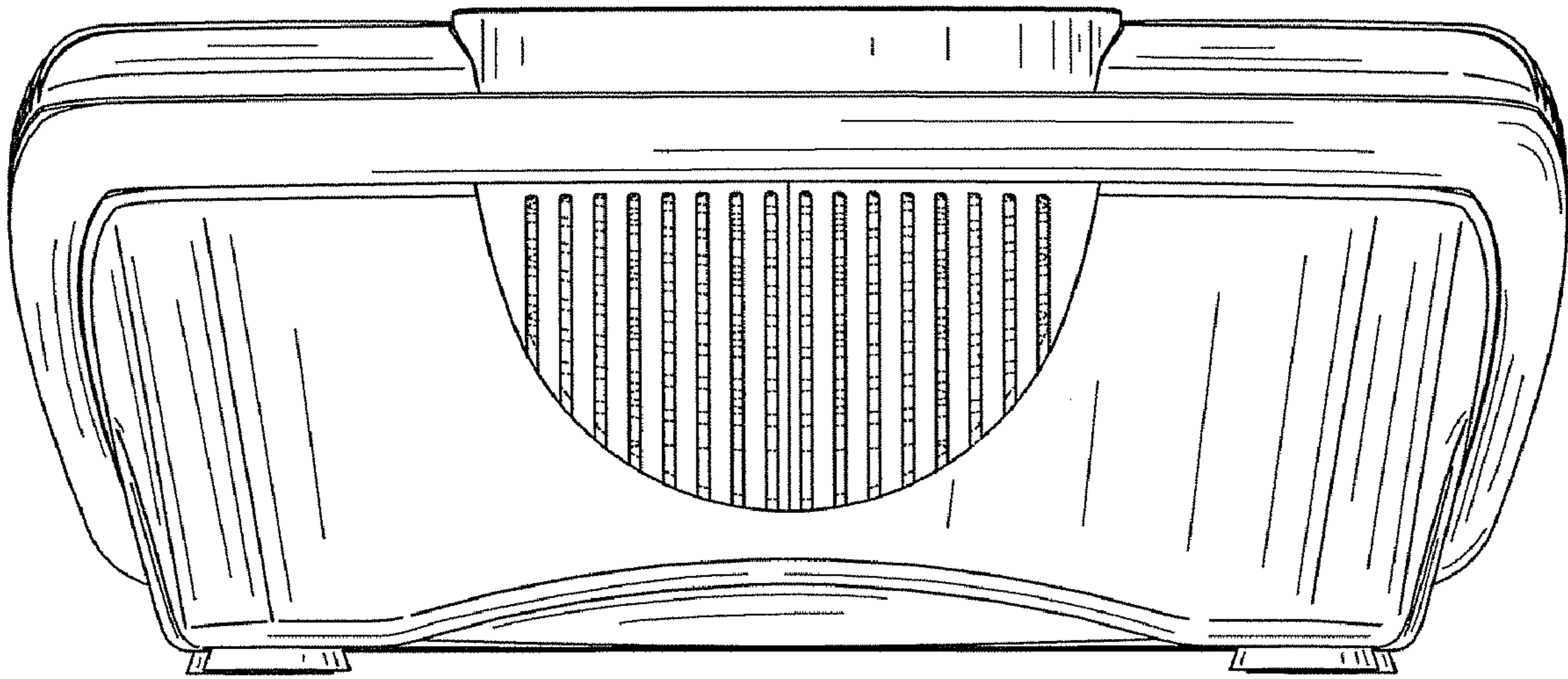


FIG. 3




FIG. 4




FIG. 5

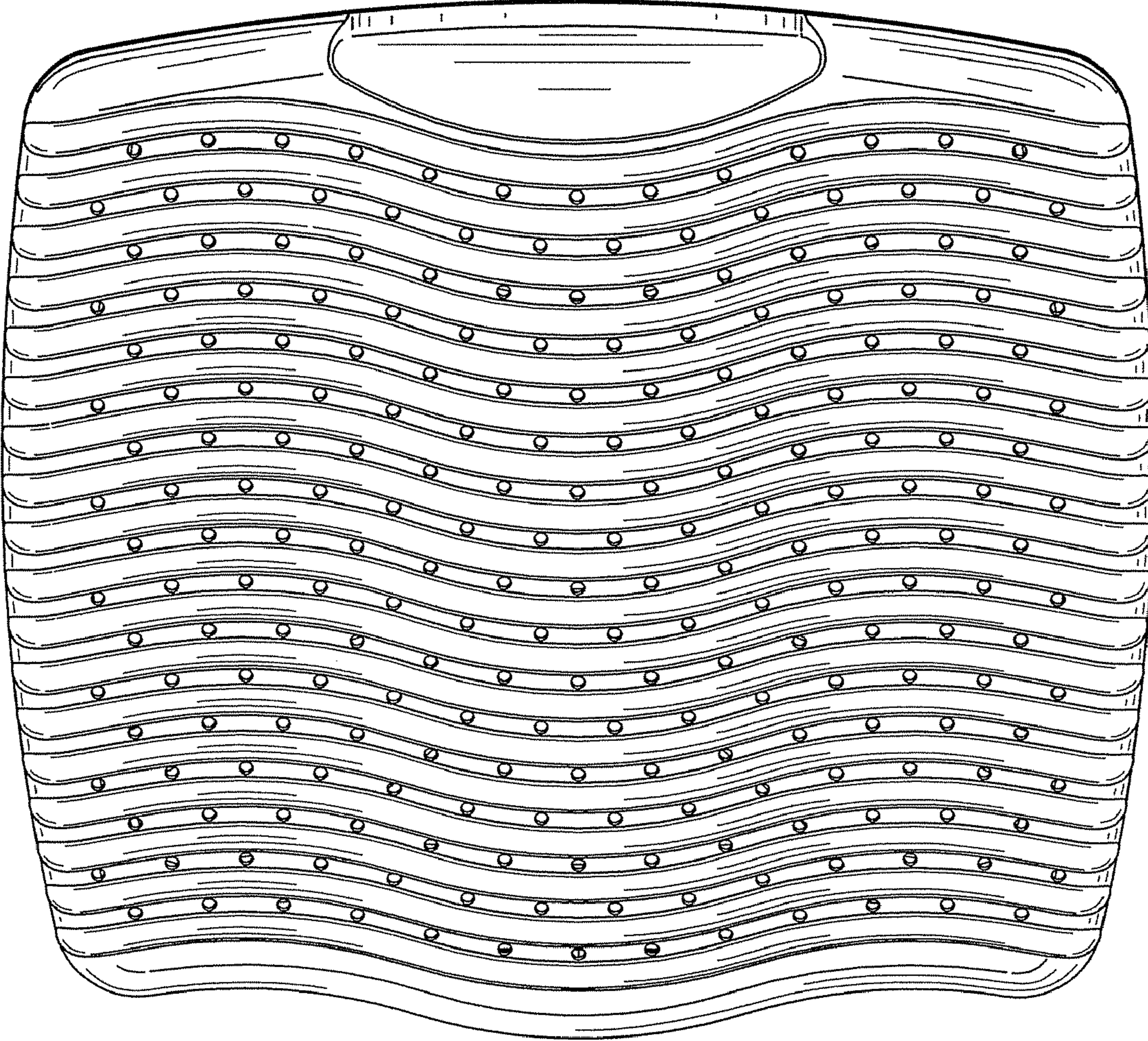


FIG. 6




FIG. 7