



US00D599444S

(12) **United States Design Patent**  
**Jones**

(10) **Patent No.:** **US D599,444 S**  
(45) **Date of Patent:** **\*\* Sep. 1, 2009**

(54) **RUBBER BASKET STRAINER**

D581,724 S \* 12/2008 Pan ..... D7/375

(75) Inventor: **Chad Jones**, Frisco, TX (US)

\* cited by examiner

(73) Assignee: **Danco, Inc.**, Irving, TX (US)

*Primary Examiner*—T. Chase Nelson

*Assistant Examiner*—Eric L Goodman

(\*\*) Term: **14 Years**

(74) *Attorney, Agent, or Firm*—Locke Lord Bissell & Liddell

(21) Appl. No.: **29/331,255**

(57) **CLAIM**

(22) Filed: **Jan. 22, 2009**

The ornamental design for a rubber basket strainer, as shown and described.

(51) **LOC (9) Cl.** ..... **23-01**

(52) **U.S. Cl.** ..... **D23/261**

(58) **Field of Classification Search** ..... D23/259–269;  
4/286, 289, 290, 292, 679; 210/164

See application file for complete search history.

**DESCRIPTION**


(56) **References Cited**

FIG. 1 is a top perspective view;  
FIG. 2 is a top plan view;  
FIG. 3 is a bottom perspective view;  
FIG. 4 is a bottom plan view;  
FIG. 5 is a front elevation view, which is the same as the rear elevation view; and,  
FIG. 6 is a left side elevation view, which is the same as the right side elevation view of the invention.

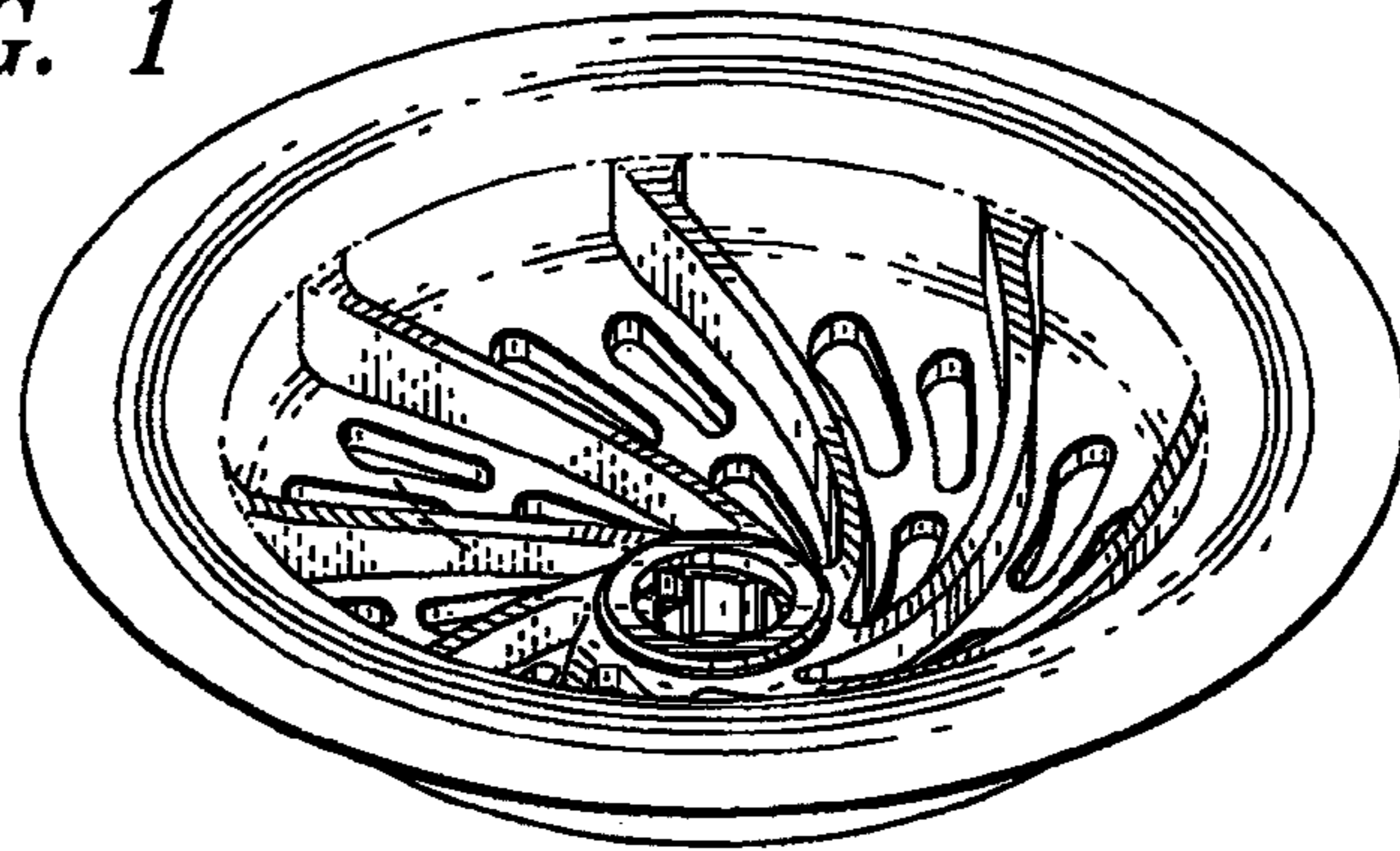
**U.S. PATENT DOCUMENTS**

2,048,704	A	*	7/1936	Kraus	.....	4/286
D255,706	S	*	7/1980	Adam	.....	D23/261
D275,315	S	*	8/1984	Sarnoff et al.	.....	D23/261
D278,459	S	*	4/1985	Cook	.....	D23/261
D454,177	S	*	3/2002	Tracy	.....	D23/261
D517,175	S	*	3/2006	Holsen	.....	D23/261

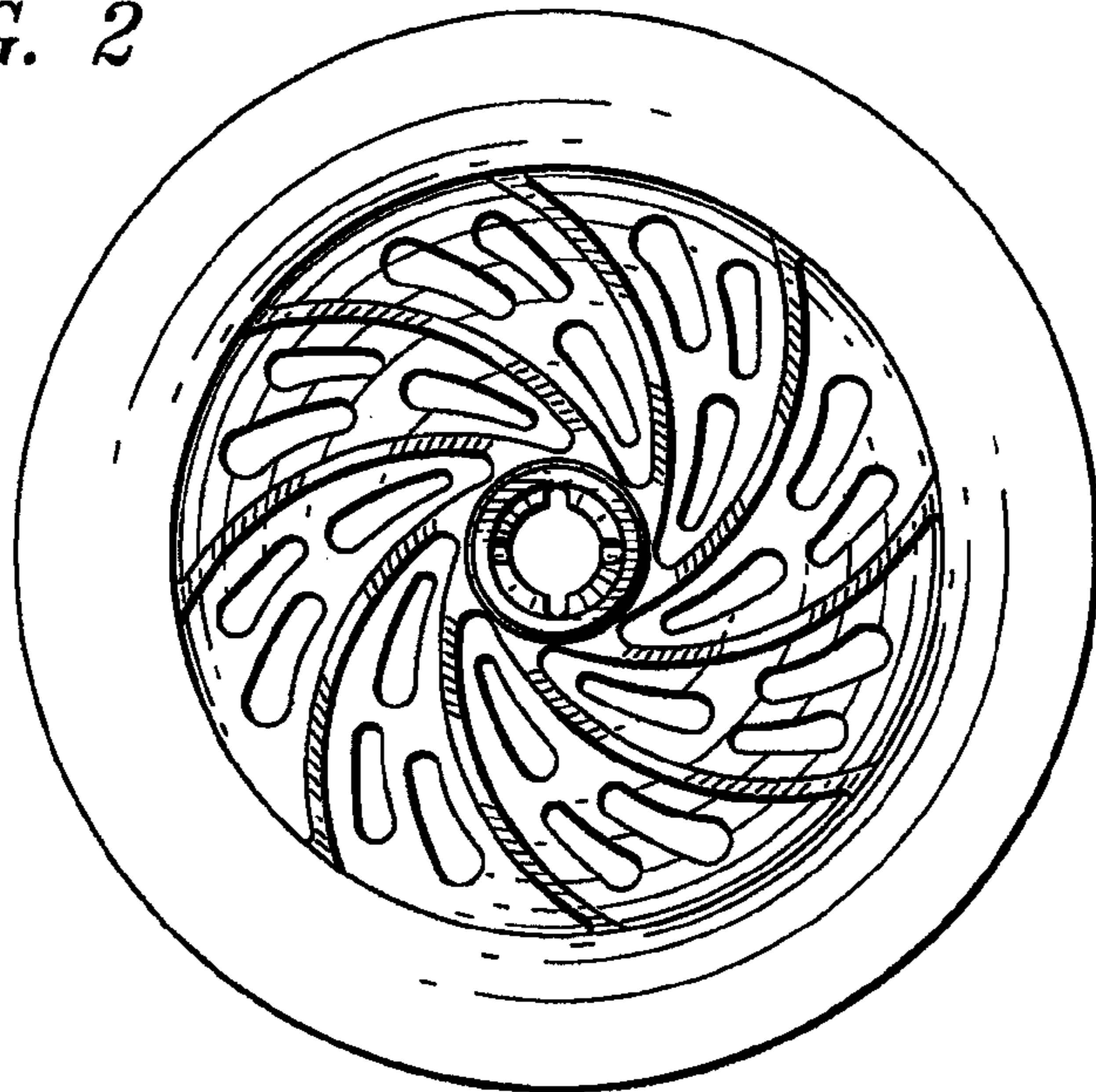
**1 Claim, 2 Drawing Sheets**



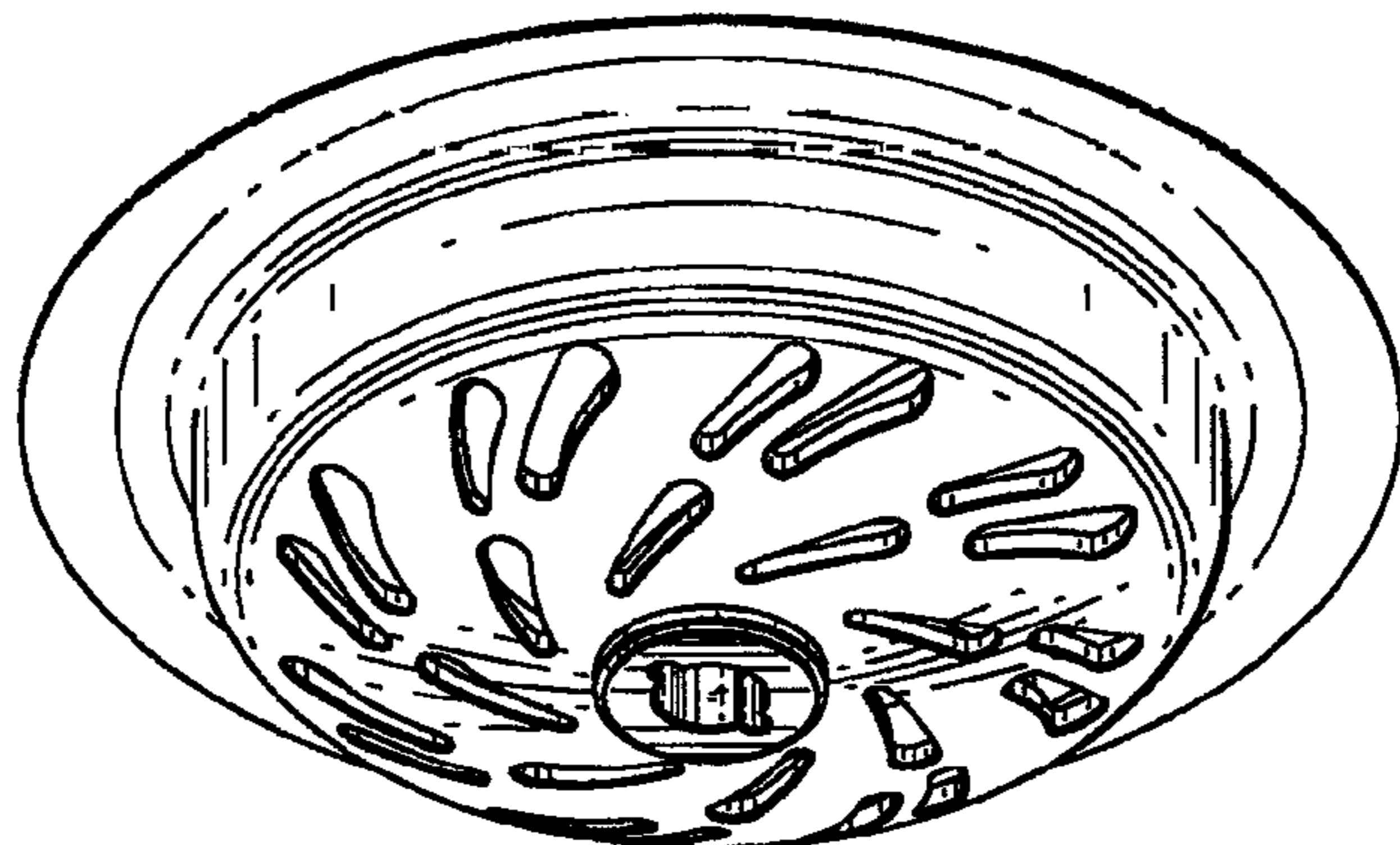
*FIG. 1*



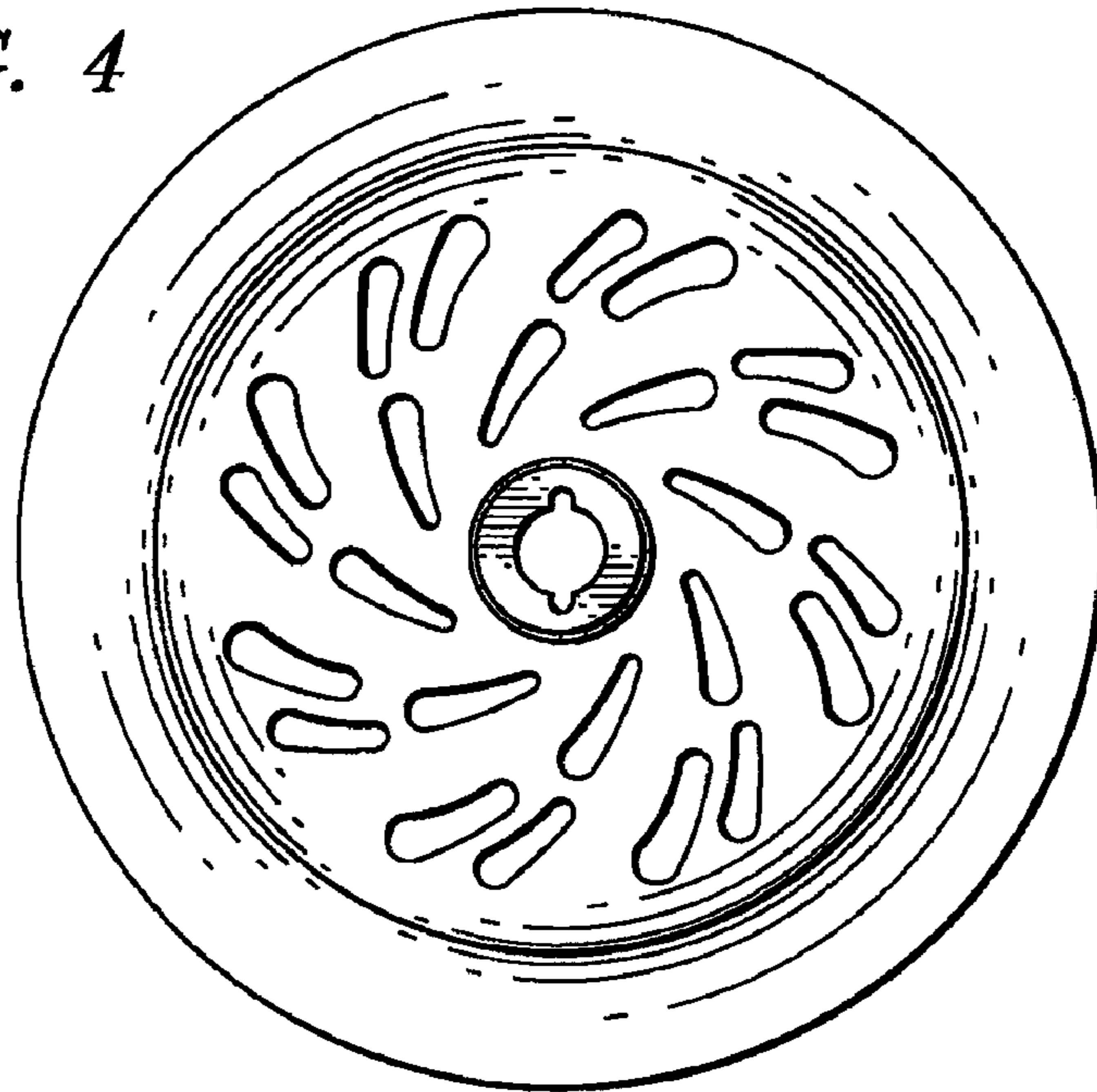
*FIG. 2*



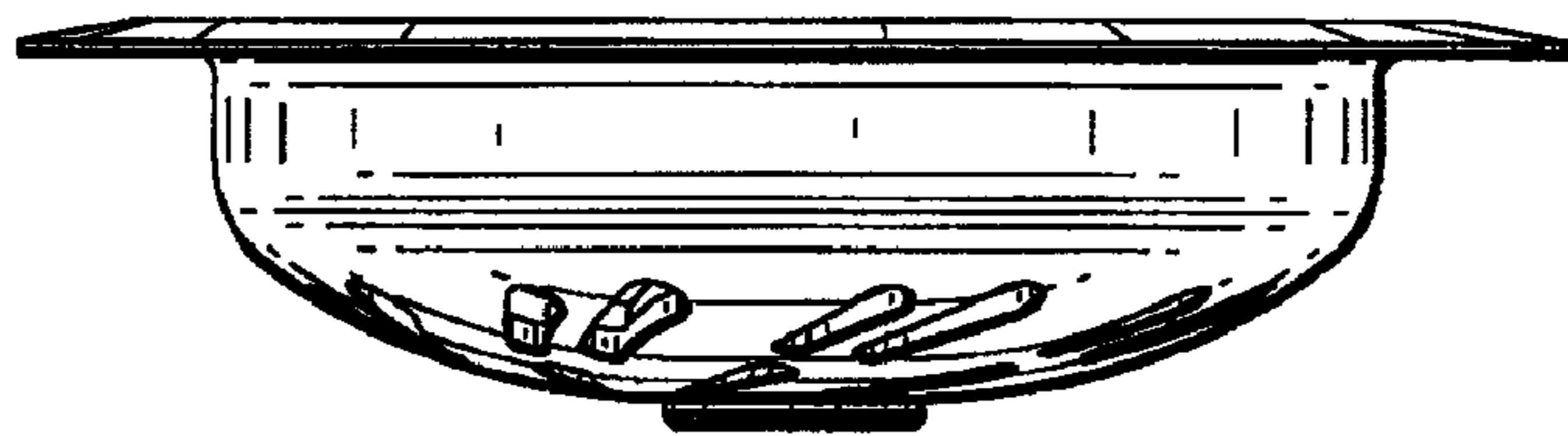
*FIG. 3*



*FIG. 4*



*FIG. 5*



*FIG. 6*

