



US00D599422S

(12) **United States Design Patent**
Meilak

(10) **Patent No.:** **US D599,422 S**

(45) **Date of Patent:** **** Sep. 1, 2009**

(54) **GOLF CLUB**

(76) Inventor: **Anthony Meilak**, 550 Altamont Rd.,
Altamont, NY (US) 12009

(**) Term: **14 Years**

(21) Appl. No.: **29/327,769**

(22) Filed: **Nov. 13, 2008**

(51) **LOC (9) Cl.** **21-02**

(52) **U.S. Cl.** **D21/735; D21/756; D21/757**

(58) **Field of Classification Search** D21/735-753,
D21/756-757, 759; 473/324-331, 340-346,
473/350, 316-323

See application file for complete search history.

(56) **References Cited**

U.S. PATENT DOCUMENTS

D285,817 S *	9/1986	Richardson	D21/738
4,890,837 A *	1/1990	Keeler	473/203
D319,276 S *	8/1991	Keeler	D21/735
D434,818 S *	12/2000	Laninfa	D21/735

* cited by examiner

Primary Examiner—Mitchell I Siegel

(74) *Attorney, Agent, or Firm*—Jeff Klembczyk, Esq.; Kevin P. Radigan, Esq.; Heslin Rothenberg Farley & Mesiti, P.C.

(57) **CLAIM**

The ornamental design for the golf club, as shown and described.

DESCRIPTION

FIG. 1 is a perspective view of a golf club comprising the new design;

FIG. 2 is a front elevational view thereof;

FIG. 3 is a rear elevational view thereof;

FIG. 4 is a left side elevational view thereof;

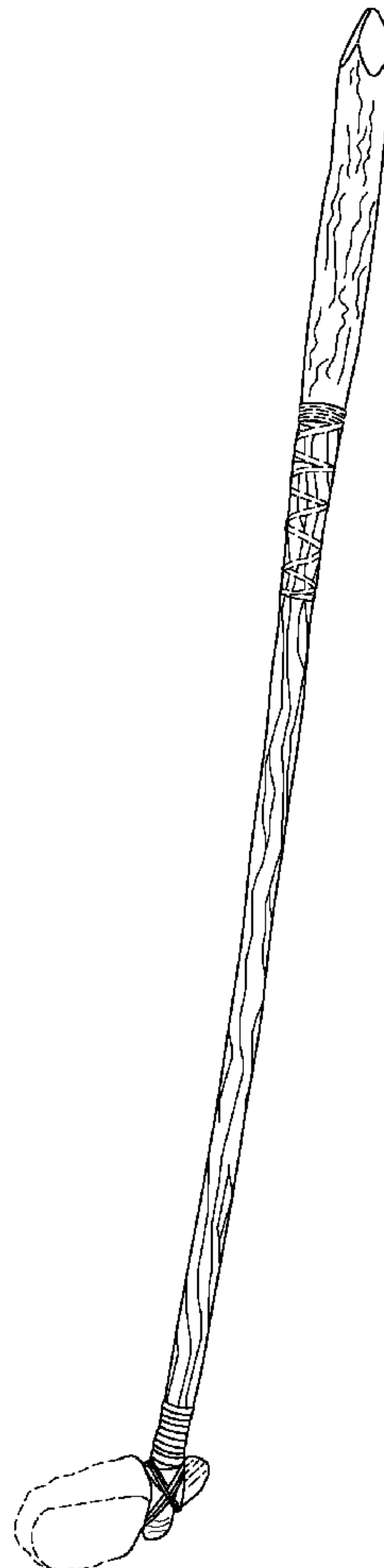
FIG. 5 is right side elevational view thereof;

FIG. 6 is a top view thereof; and,

FIG. 7 is a bottom view thereof.

The broken lines in the figures are for illustrative purposes only and form no part of the claimed invention.

1 Claim, 6 Drawing Sheets



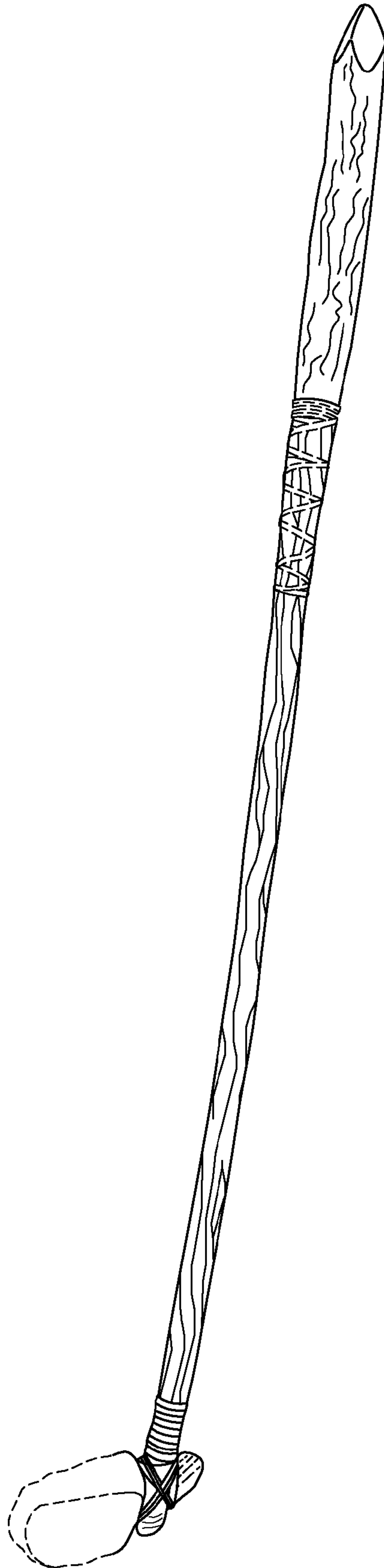


FIG. 1

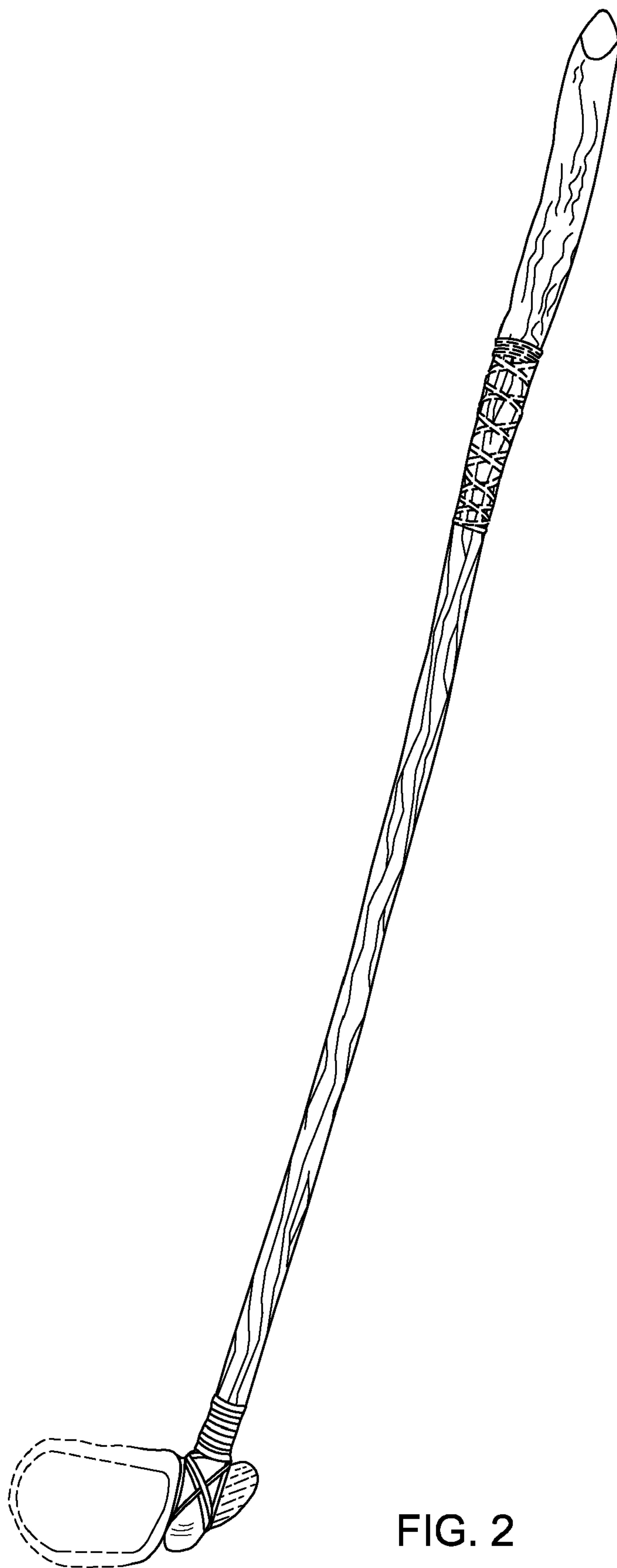


FIG. 2

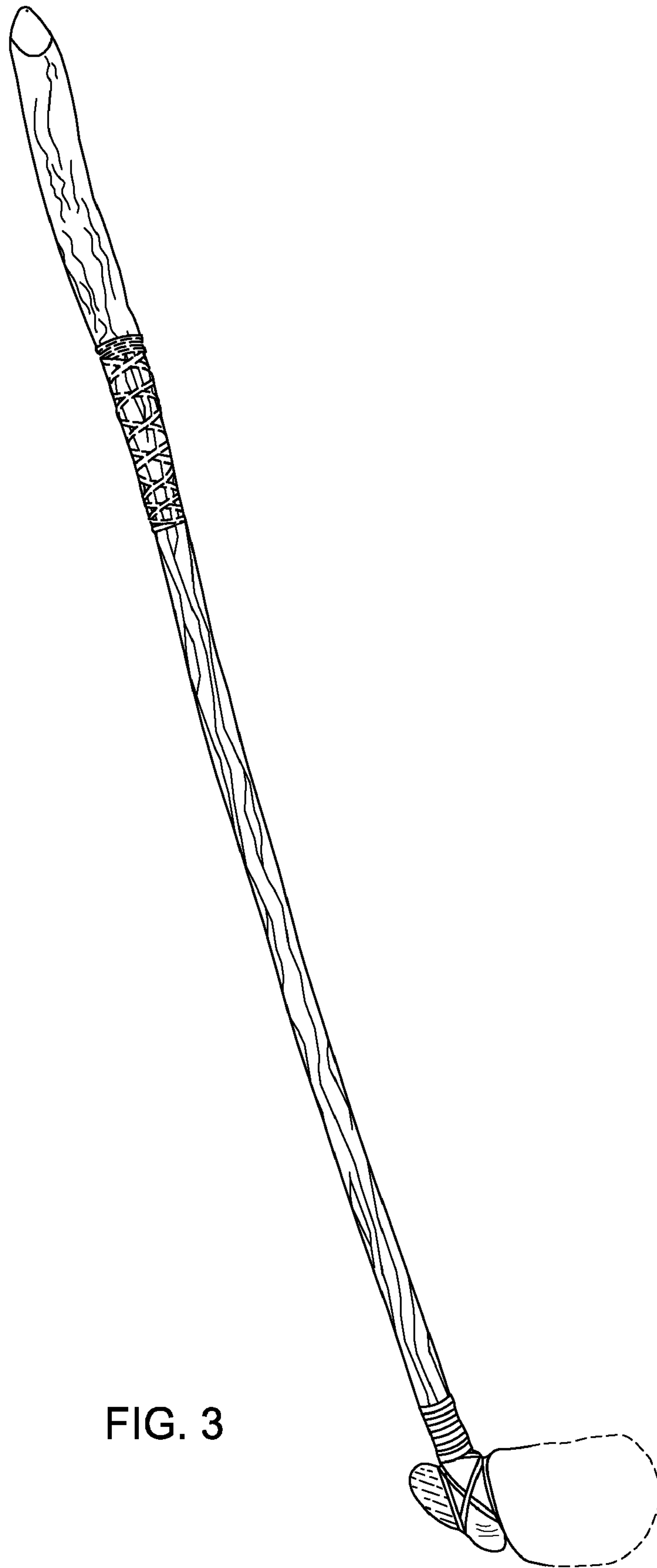


FIG. 3

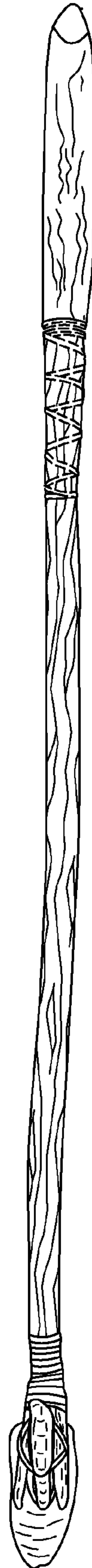


FIG. 4

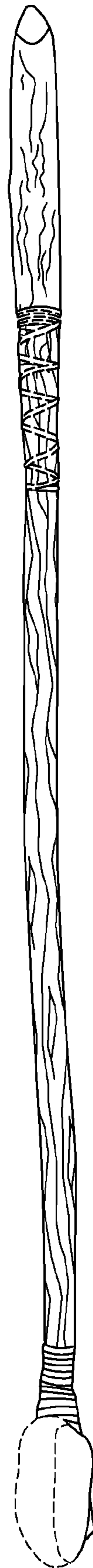


FIG. 5

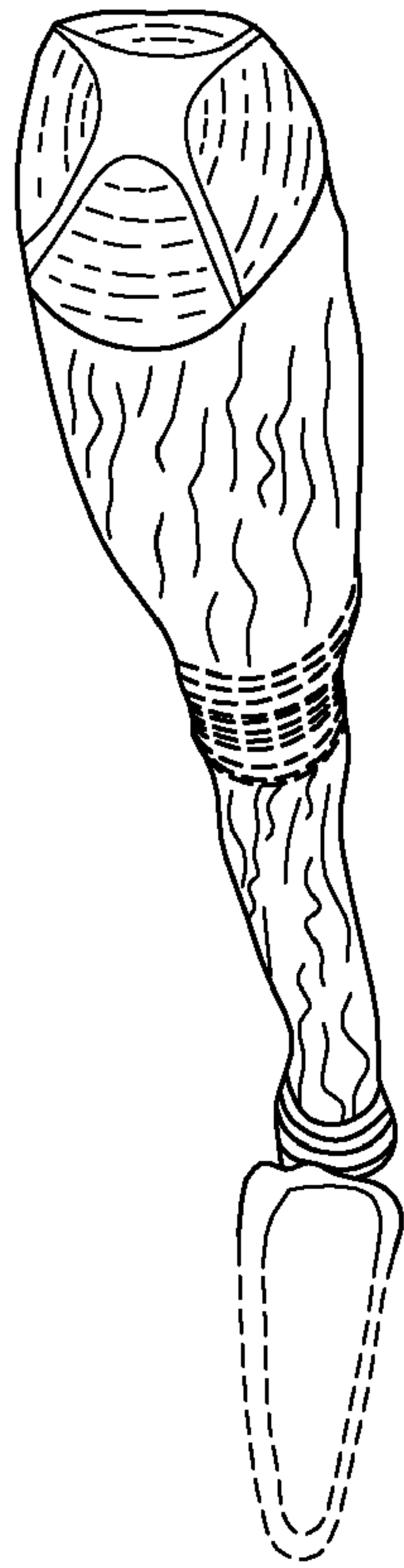


FIG. 6



FIG. 7