



US00D599419S

(12) **United States Design Patent**
Chiuchiarelli

(10) **Patent No.:** **US D599,419 S**

(45) **Date of Patent:** **** Sep. 1, 2009**

(54) **EXERCISE PLATFORM**

(76) Inventor: **Carlo Chiuchiarelli**, 1851 Stoneridge,
Hinkley, OH (US) 44233

(**) Term: **14 Years**

(21) Appl. No.: **29/281,201**

(22) Filed: **Jun. 18, 2007**

(51) **LOC (9) Cl.** **21-02**

(52) **U.S. Cl.** **D21/686; D21/662**

(58) **Field of Classification Search** D21/662,
D21/686; D6/582; D25/138, 163, 157; D12/203;
D34/32; D30/120; 296/39.2; 482/126, 130,
482/142, 148

See application file for complete search history.

(56) **References Cited**

U.S. PATENT DOCUMENTS

D95,158 S *	4/1935	Surerus	D25/158
5,807,021 A *	9/1998	Aaron	404/19
D441,093 S *	4/2001	Johnson	D25/62
6,220,994 B1 *	4/2001	Rich	482/123
D456,533 S *	4/2002	Moller, Jr.	D25/163
D471,368 S *	3/2003	Arnold et al.	D6/349
D481,349 S *	10/2003	Kenngott et al.	D12/221

D513,809 S *	1/2006	Zimmerle et al.	D25/138
D516,737 S *	3/2006	Moller, Jr.	D25/163
D523,035 S *	6/2006	Schmidt et al.	D15/91
D561,080 S *	2/2008	Soshkin	D12/203

* cited by examiner

Primary Examiner—Philip S Hyder

(74) *Attorney, Agent, or Firm*—Corsaro & Associates Co.,
LPA; Clare Smith Long

(57) **CLAIM**

The ornamental design for an exercise platform, as shown and described.

DESCRIPTION

FIG. 1 is a front, perspective view of an exercise platform.

FIG. 2 is a top view.

FIG. 3 is a bottom view.


FIG. 4 is a front view.

FIG. 5 is a back view.

FIG. 6 is a right side view; and,

FIG. 7 is a left side view.

1 Claim, 4 Drawing Sheets






FIG. 1




FIG. 2



FIG. 3



FIG. 4



FIG. 5



FIG. 6



FIG. 7