



US00D599414S

(12) **United States Design Patent**  
**Krise et al.**

(10) **Patent No.:** **US D599,414 S**

(45) **Date of Patent:** **\*\* Sep. 1, 2009**

(54) **TABLETOP FOR AN ELECTRONIC GAME**

(75) Inventors: **David A. Krise**, Spokane, WA (US);  
**Eric D. Meisch**, Spokane, WA (US);  
**Tyler V. Kuhn**, Spokane, WA (US)

(73) Assignee: **DigiDeal Corporation**, Spokane Valley,  
WA (US)

(\*\*) Term: **14 Years**

(21) Appl. No.: **29/330,748**

(22) Filed: **Jan. 14, 2009**

(51) **LOC (9) Cl.** ..... **21-01**

(52) **U.S. Cl.** ..... **D21/397**

(58) **Field of Classification Search** ..... D6/423,  
D6/480; D14/304-307; D21/324-329, 369-371,  
D21/397; 273/138.1; 463/13, 16-17, 46-47  
See application file for complete search history.

(56) **References Cited**

**U.S. PATENT DOCUMENTS**

D512,466 S \* 12/2005 White et al. .... D21/397  
D547,386 S \* 7/2007 Skotarczak et al. .... D21/369  
D561,267 S \* 2/2008 Baazov et al. .... D21/369  
D568,412 S \* 5/2008 Baazov et al. .... D21/369

D568,413 S \* 5/2008 Baazov et al. .... D21/369  
D568,943 S \* 5/2008 Baazov et al. .... D21/369  
D572,768 S \* 7/2008 Baazov et al. .... D21/369  
D579,500 S \* 10/2008 Luciano et al. .... D21/369

\* cited by examiner

*Primary Examiner*—Sandra Morris

(74) *Attorney, Agent, or Firm*—Mark Farrell

(57) **CLAIM**

The ornamental design for a tabletop for an electronic game,  
as shown and described.

**DESCRIPTION**

FIG. 1 is an isometric front, top, and right side perspective  
view of the tabletop for an electronic game.

FIG. 2 is an isometric back, bottom, and left side perspective  
view of the tabletop for an electronic game.

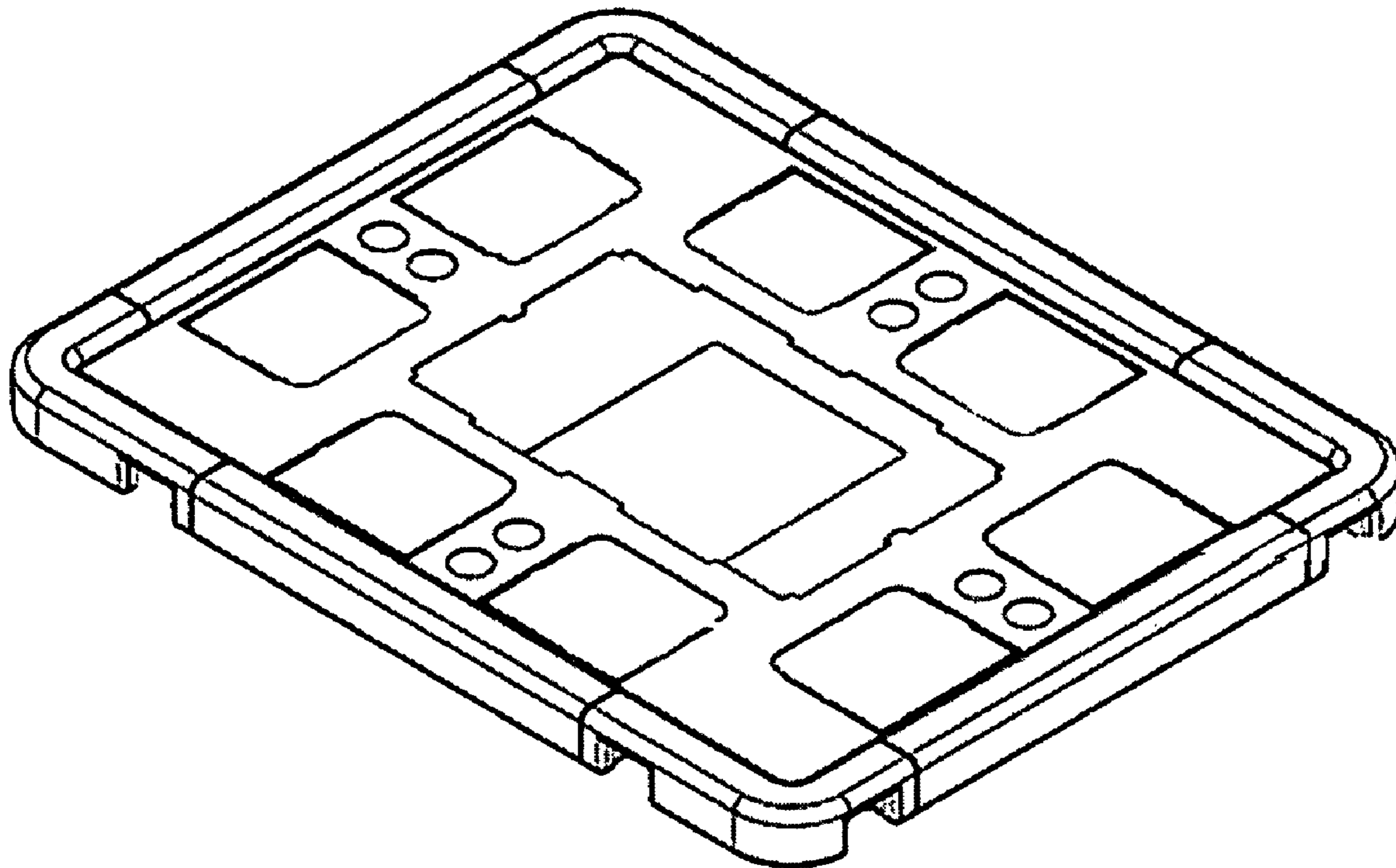
FIG. 3 is a front view of the tabletop for an electronic game.

FIG. 4 is a right side view of the tabletop for an electronic  
game.

FIG. 5 is a top view of the tabletop for an electronic game;  
and,

FIG. 6 is a bottom view of the tabletop for an electronic game.

**1 Claim, 3 Drawing Sheets**



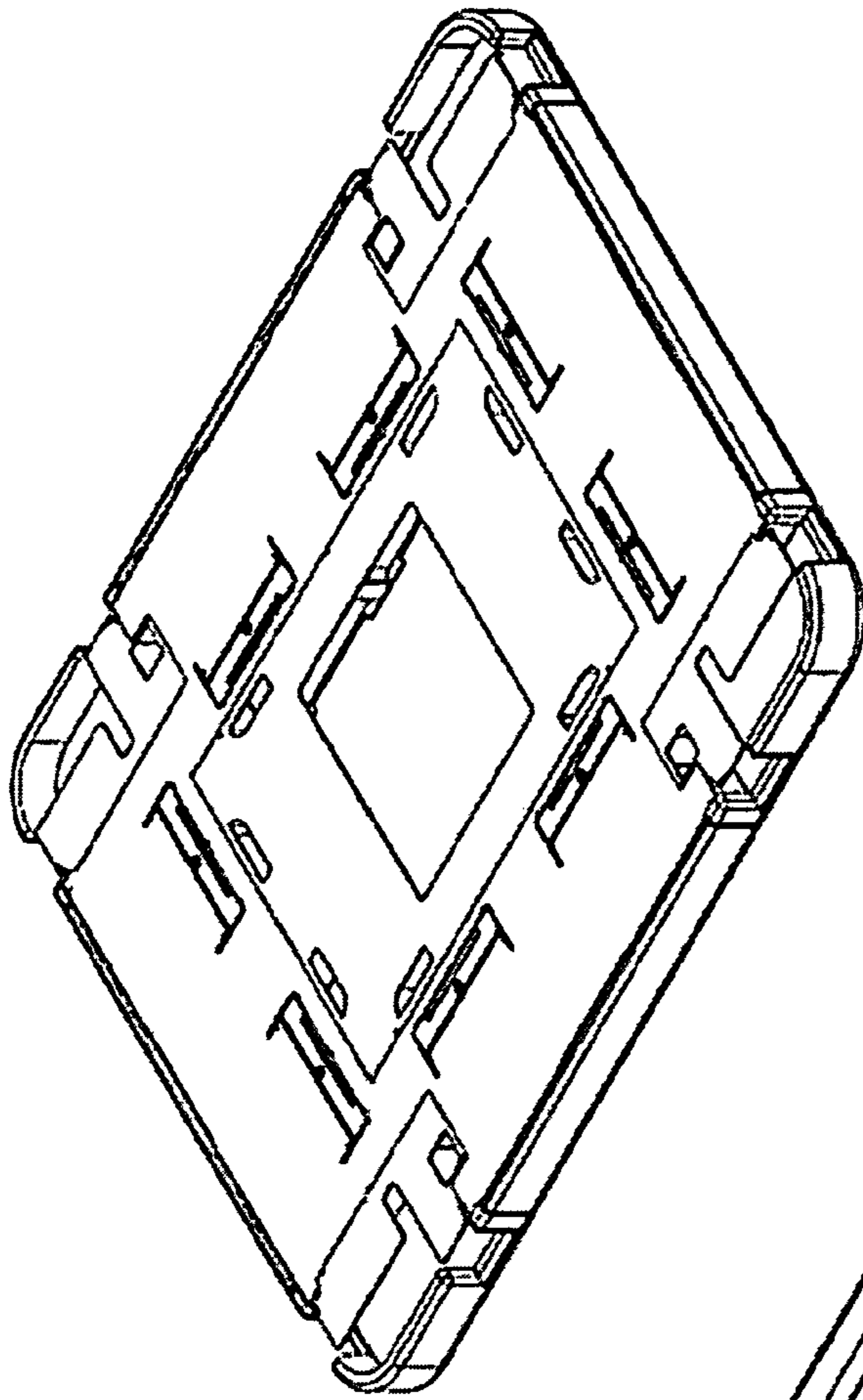


FIG. 2

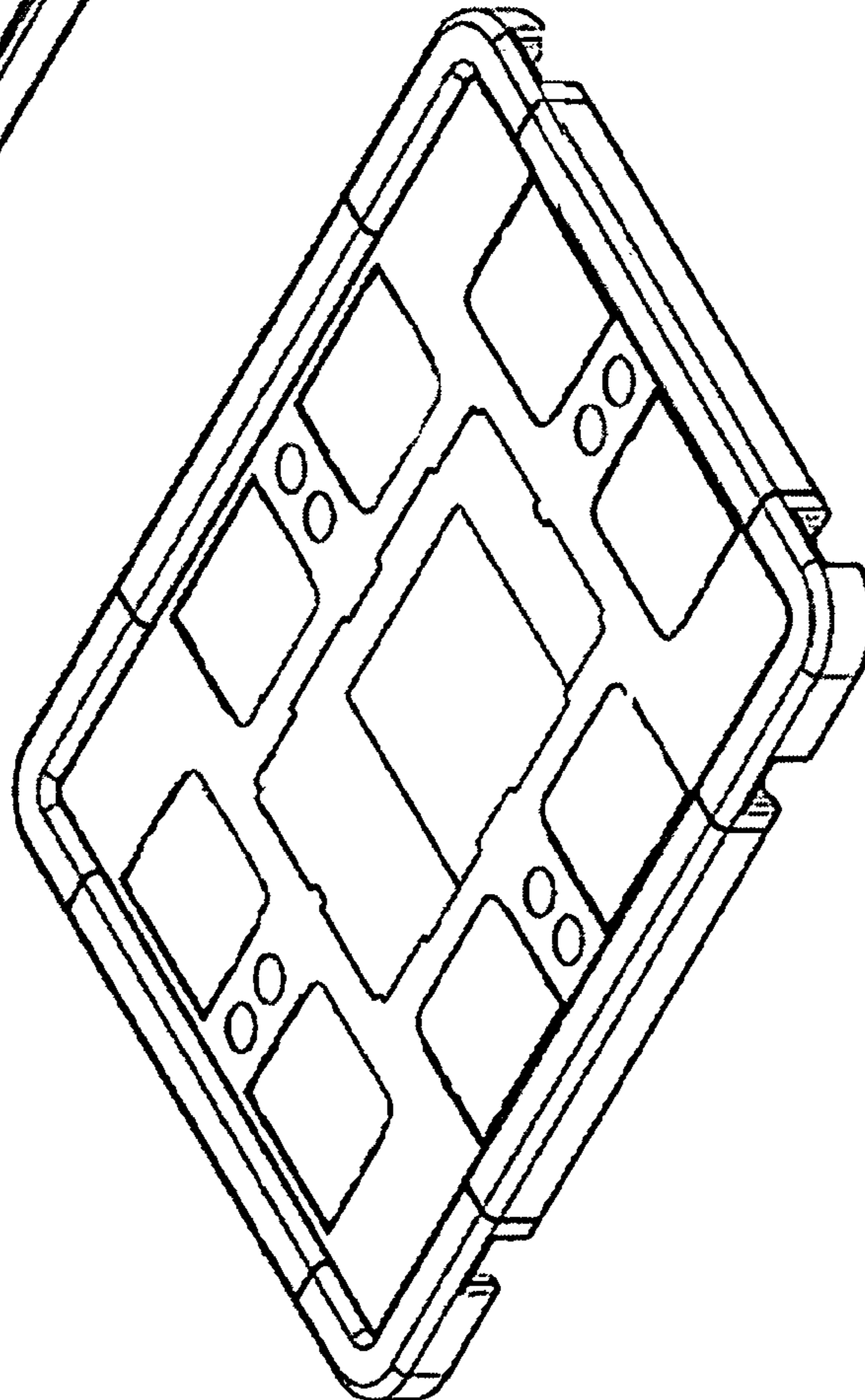


FIG. 1



FIG. 3



FIG. 4

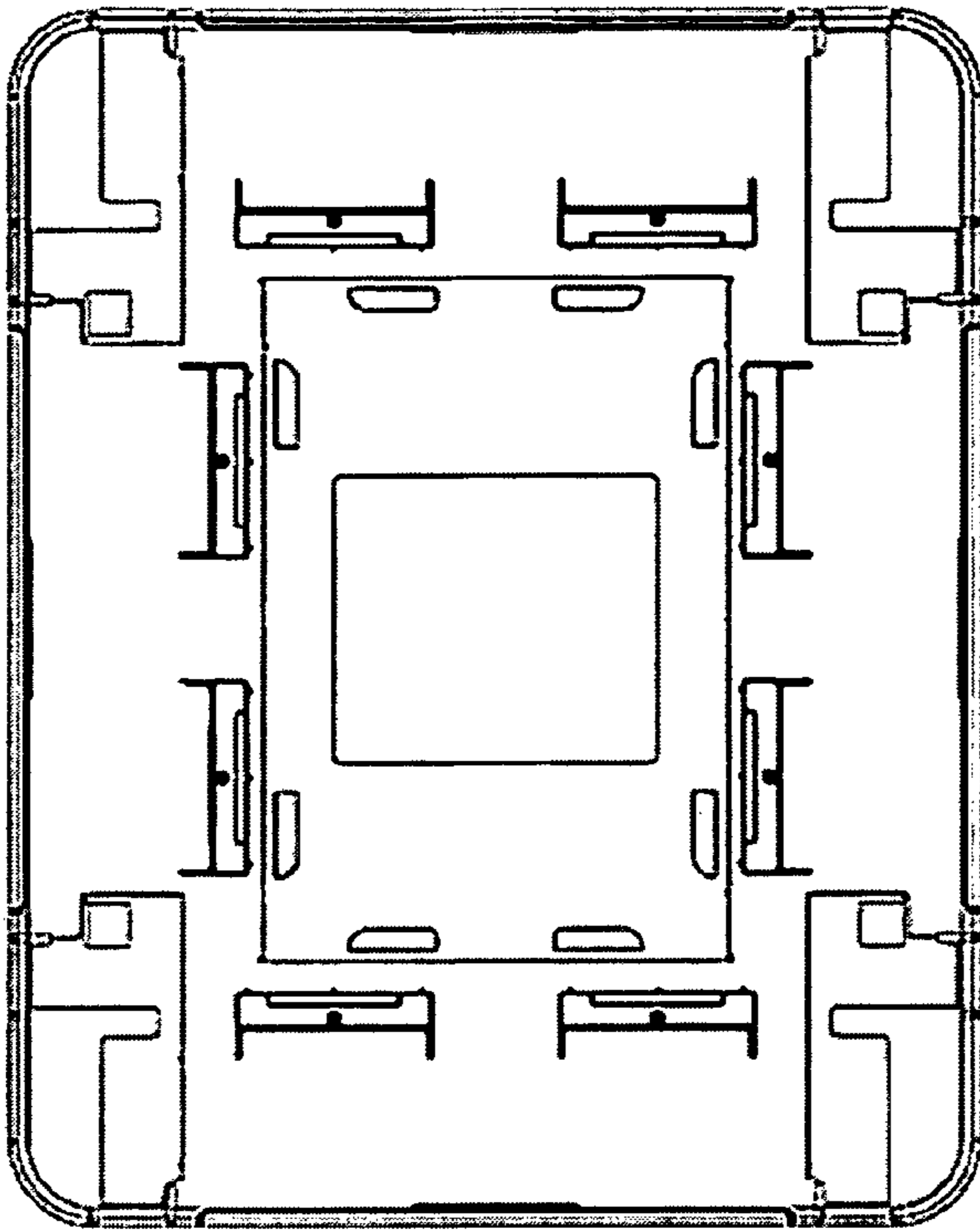


FIG. 6

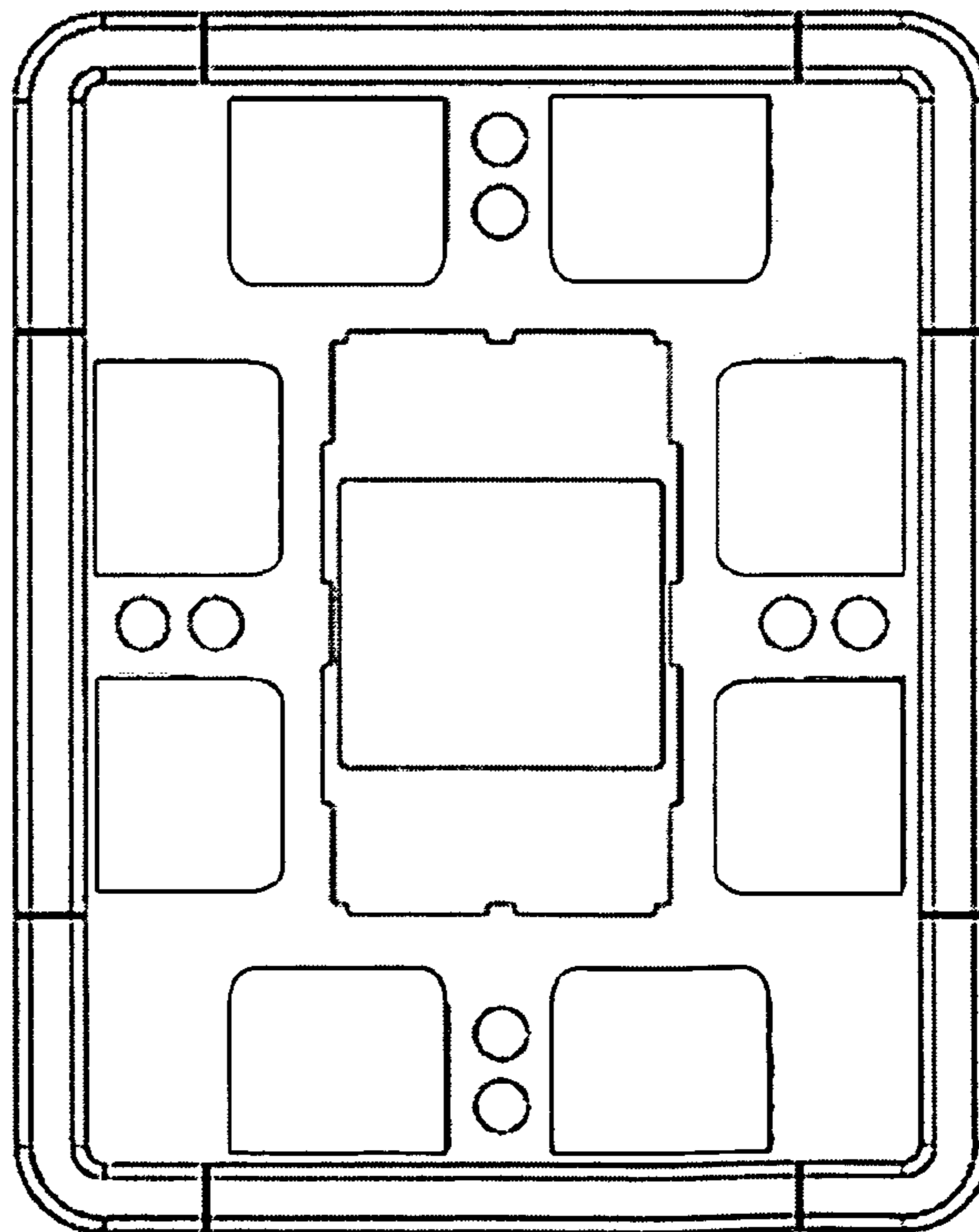


FIG. 5