



US00D599410S

(12) **United States Design Patent**  
**Kaoh**

(10) **Patent No.:** **US D599,410 S**  
(45) **Date of Patent:** **\*\* Sep. 1, 2009**

(54) **OPEN FACE SIMULATED NEON SIGN**

(75) Inventor: **Andy K. F. Kaoh**, Santa Ana, CA (US)

(73) Assignee: **Pro-Lite, Inc.**, Costa Mesa, CA (US)

(\*\*) Term: **14 Years**

(21) Appl. No.: **29/332,476**

(22) Filed: **Feb. 17, 2009**

(51) **LOC (9) Cl.** ..... **20-03**

(52) **U.S. Cl.** ..... **D20/42**

(58) **Field of Classification Search** ..... D20/10,  
D20/12, 17-19, 39-42, 99; 40/538, 540-547,  
40/552, 553, 559, 584, 617; 313/546; 340/908;  
362/217, 551, 559, 562, 565, 806, 811, 812  
See application file for complete search history.

(56) **References Cited**

**U.S. PATENT DOCUMENTS**

2,171,705	A *	9/1939	Leonard et al.	.....	313/546
2,923,080	A *	2/1960	Spangler	.....	40/552
D456,850	S	5/2002	Fallon		
D461,846	S	8/2002	Fallon		
D477,032	S	7/2003	Fallon		
D484,916	S	1/2004	Fallon		
D534,218	S	12/2006	Krikorian et al.		
D545,907	S *	7/2007	Nelson	.....	D20/10
D545,909	S *	7/2007	Jacobs et al.	.....	D20/42
D553,691	S	10/2007	Lane		
D582,988	S *	12/2008	Donnelly et al.	.....	D20/42

D591,797 S \* 5/2009 Donnelly ..... D20/42  
2007/0193089 A1 \* 8/2007 Hadaya ..... 40/544

\* cited by examiner

*Primary Examiner*—Janice E Seeger  
*Assistant Examiner*—Mary Ann Calabrese

(57) **CLAIM**

I claim an ornamental design for the open face simulated neon sign, as shown and described.

**DESCRIPTION**

FIG. 1 is a front elevational view of the open face simulated neon sign;

FIG. 2 is a rear elevational view of the open face simulated neon sign;

FIG. 3 is a plan view of the open face simulated neon sign of FIG. 1;

FIG. 4 is a bottom view of the open face simulated neon sign;


FIG. 5 is a left side end view of the open face simulated neon sign;

FIG. 6 is a right side end view of the open face simulated neon sign; and,

FIG. 7 is a perspective view of the open face simulated neon sign of the present invention.

In the drawings, the broken lines represent features of the design forming no part of the claim.

**1 Claim, 5 Drawing Sheets**



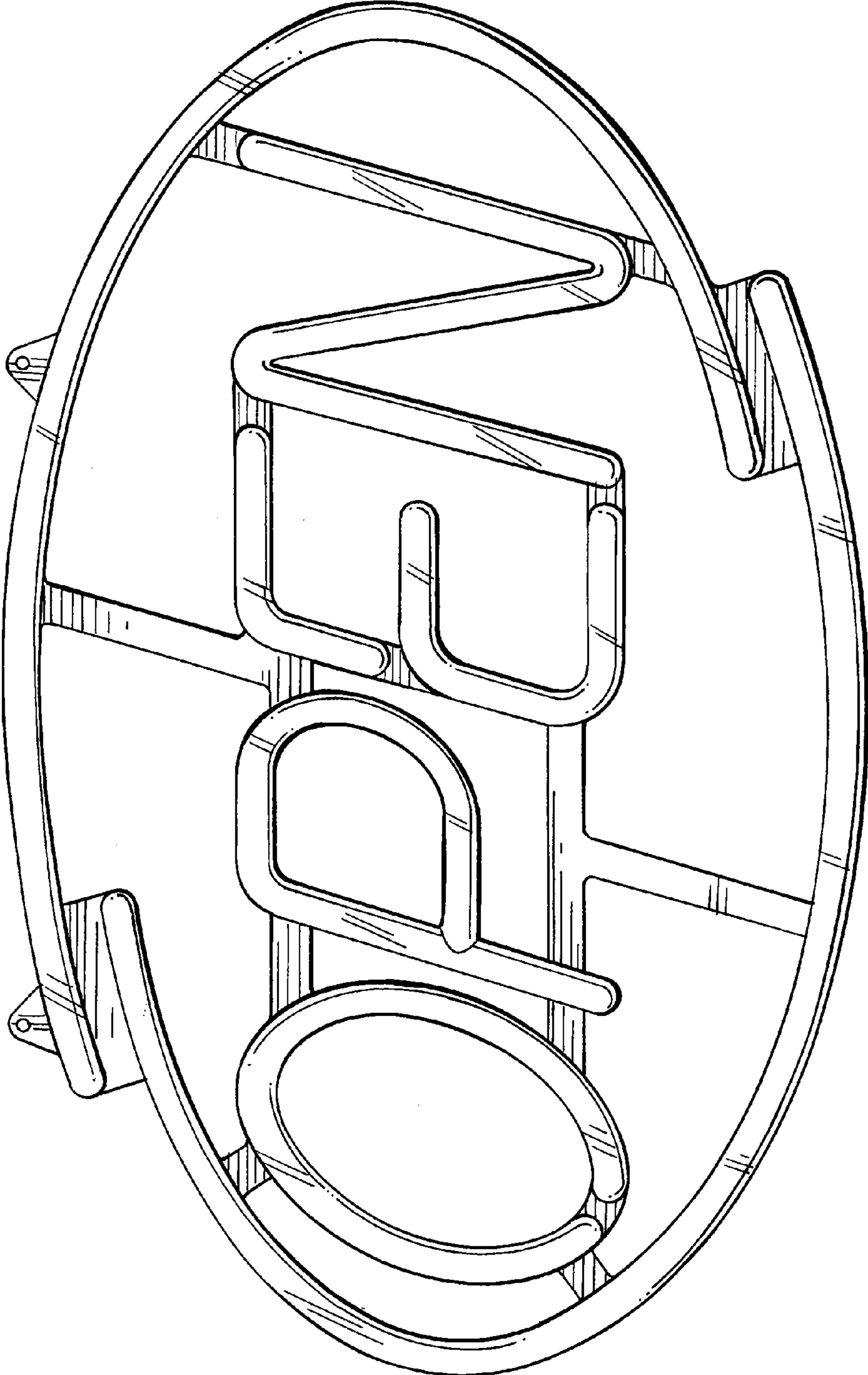


FIG. 1

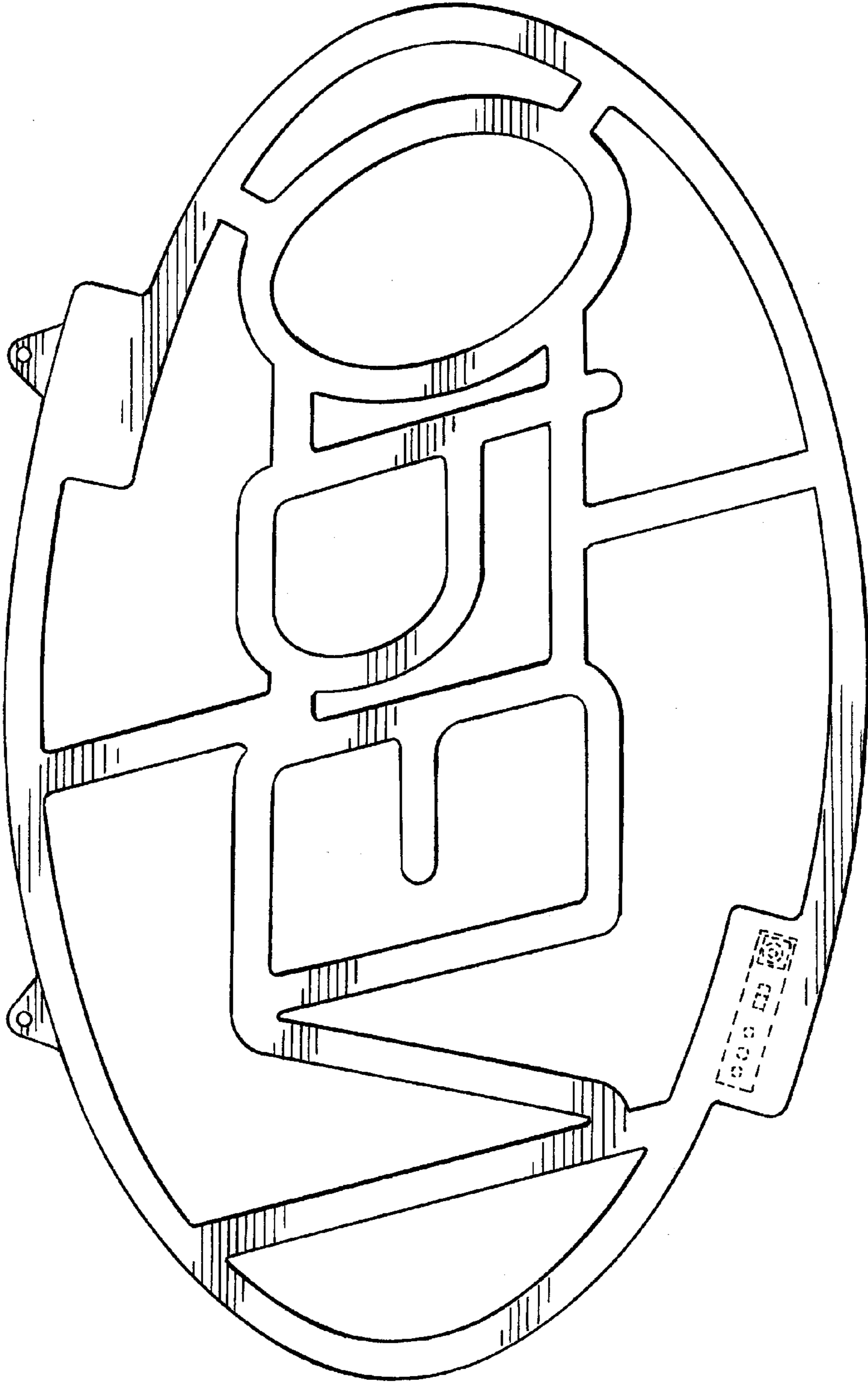




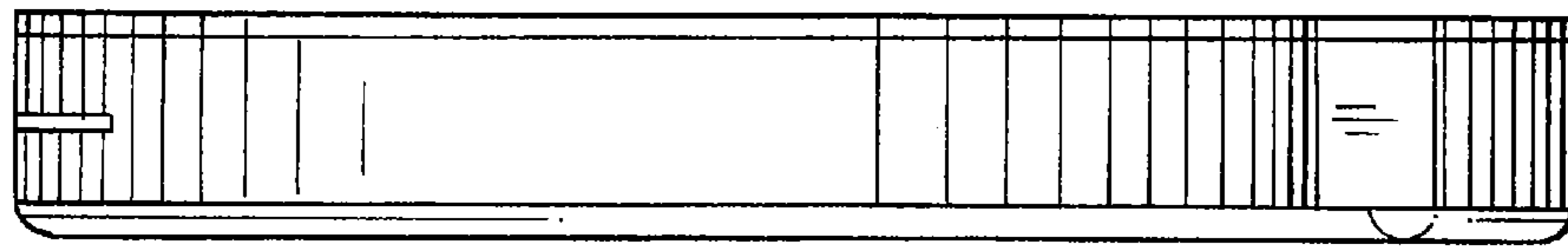
FIG. 2




**FIG. 3**



**FIG. 4**



**FIG. 6**



**FIG. 5**



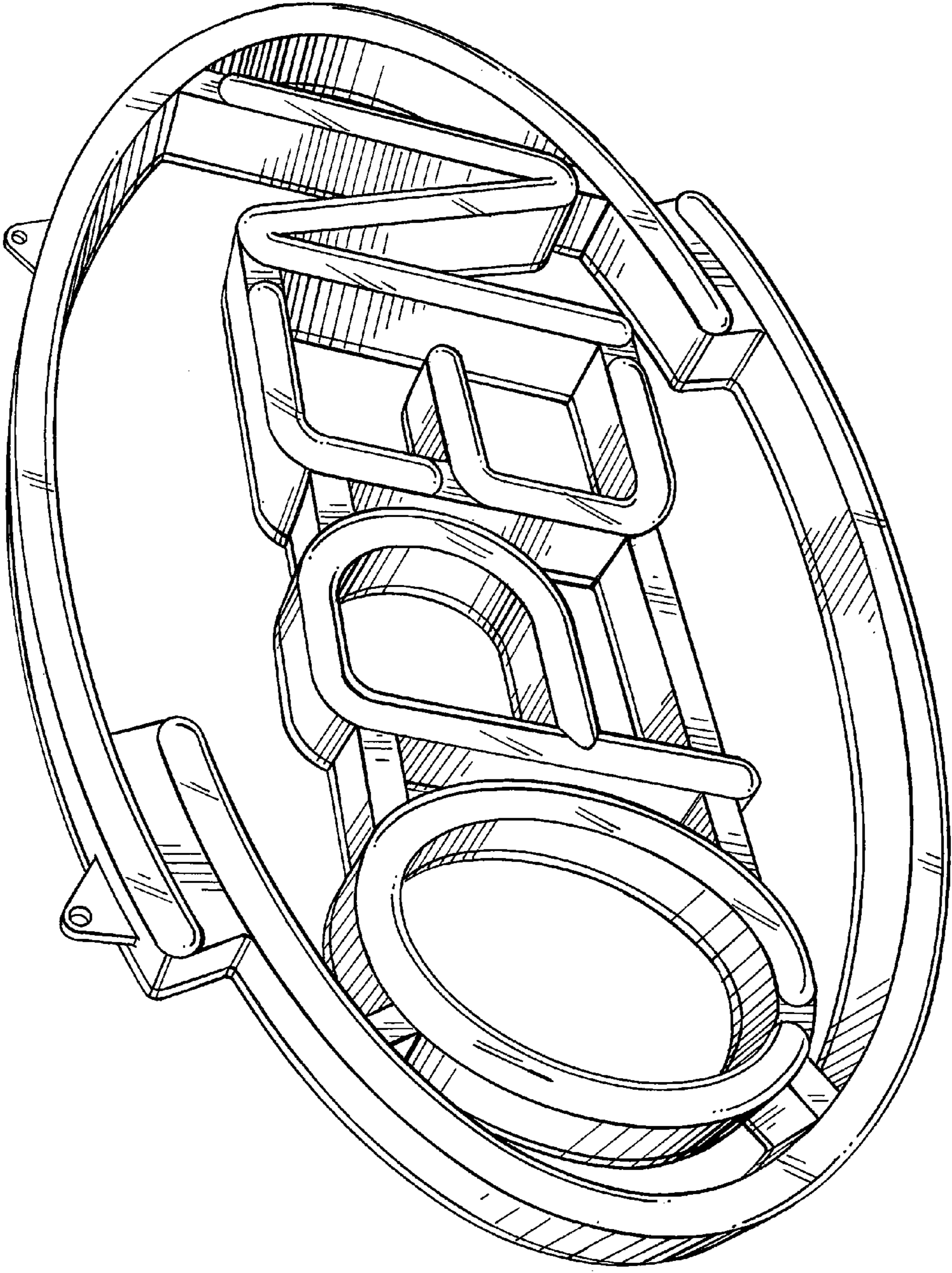


FIG. 7