



US00D599403S

(12) **United States Design Patent**
Wang

(10) **Patent No.:** **US D599,403 S**
(45) **Date of Patent:** **** Sep. 1, 2009**

(54) **PEN**
(75) Inventor: **Weijie Wang**, Ningbo (CN)
(73) Assignee: **Beifa Group Co., Ltd.**, Ningbo (CN)
(**) Term: **14 Years**
(21) Appl. No.: **29/319,437**
(22) Filed: **Jun. 9, 2008**

(30) **Foreign Application Priority Data**
Dec. 7, 2007 (CN) 2007 3 0281993

(51) **LOC (9) Cl.** **19-06**
(52) **U.S. Cl.** **D19/48**
(58) **Field of Classification Search** D19/35,
D19/36, 41, 42, 43, 44, 45, 46, 47, 48, 49,
D19/50, 51, 52, 53, 54, 55, 56, 57; 24/11 F,
24/11 P, 11 R; 401/6, 52, 99, 100, 104, 105,
401/106, 107, 108, 109, 192, 195, 243, 244,
401/245, 246, 247; 708/107
See application file for complete search history.

(56) **References Cited**

U.S. PATENT DOCUMENTS

D110,810 S * 8/1938 Kahn D19/49
D191,341 S * 9/1961 Fuchs D19/45
D223,014 S * 2/1972 Longarzo D19/36
D410,681 S * 6/1999 Izushima D19/51
D410,682 S 6/1999 Izushima
D437,888 S * 2/2001 Briggel et al. D19/51
D444,815 S * 7/2001 Izushima D19/51
D486,857 S 2/2004 Sener
D497,388 S * 10/2004 Kit D19/36
D501,508 S 2/2005 Lecce
D501,509 S 2/2005 Lecce
D525,304 S * 7/2006 Briggel D19/54
D529,550 S * 10/2006 Fukui D19/51
D534,213 S * 12/2006 Hageman et al. D19/47

D537,880 S * 3/2007 Kent et al. D19/55
D541,861 S * 5/2007 Qiu D19/51
D548,791 S 8/2007 Santa Maria
D550,281 S * 9/2007 Tien D19/48
D559,909 S * 1/2008 Qiu et al. D19/50
D561,254 S 2/2008 Lin
D565,654 S * 4/2008 Siegel D19/47
D568,936 S 5/2008 Qiu
D573,185 S 7/2008 Qiu
D582,982 S * 12/2008 Richards D19/55
7,465,112 B2 * 12/2008 Qiu 401/107
D585,491 S * 1/2009 Booker D19/49
D590,878 S * 4/2009 Li D19/48

OTHER PUBLICATIONS

Yu, F., and J. Ge, "Pen," U.S. Appl. No. 29/306,779, filed Apr. 16, 2008.

* cited by examiner

Primary Examiner—Elizabeth A Albert
Assistant Examiner—Karen E Eldridge Powers
(74) *Attorney, Agent, or Firm*—Christensen O'Connor Johnson Kindness PLLC

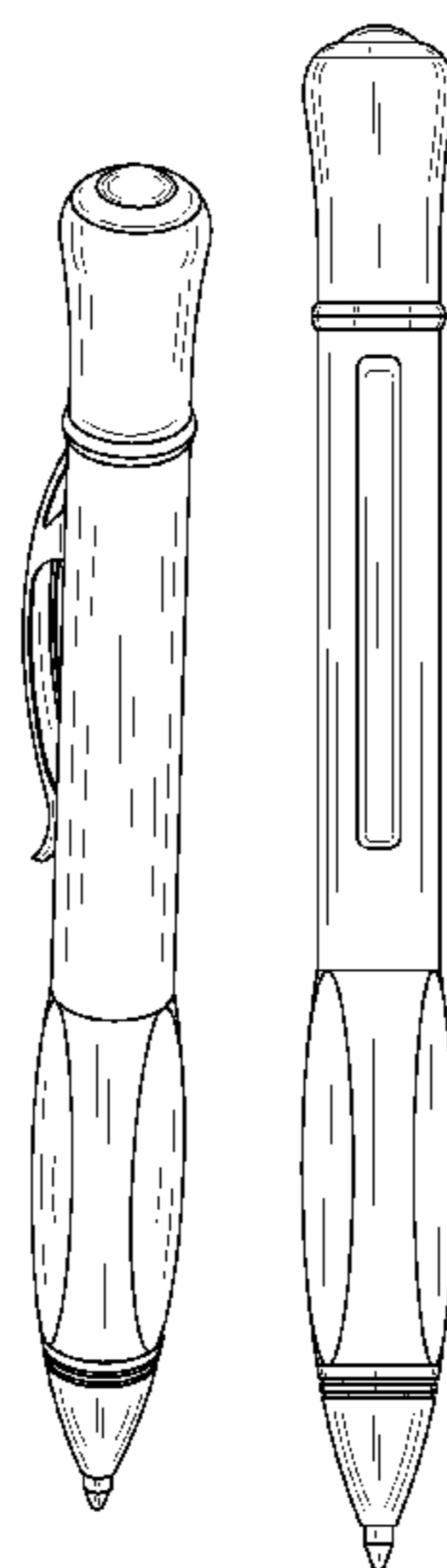
(57) **CLAIM**

The ornamental design for a pen, as shown and described.

DESCRIPTION

FIG. 1 is a lower front left perspective view of a pen showing my new design;
FIG. 2 is an upper rear right perspective view thereof;
FIG. 3 is a front elevation view thereof;
FIG. 4 is a bottom plan view thereof;
FIG. 5 is a right side elevation view thereof;
FIG. 6 is a rear elevation view thereof;
FIG. 7 is a top plan view thereof; and,
FIG. 8 is a left side elevation view thereof.

1 Claim, 3 Drawing Sheets



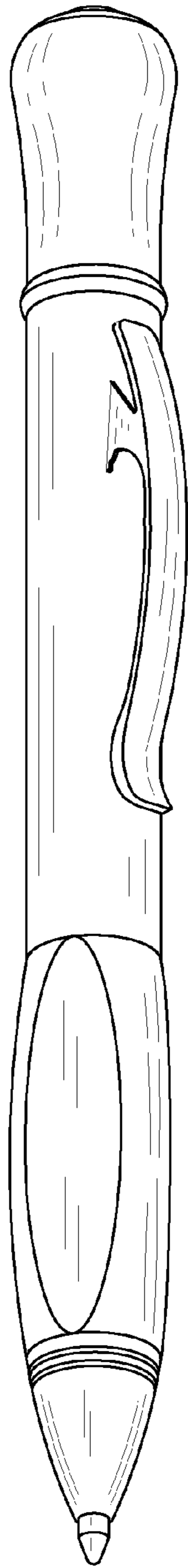


Fig. 1.



Fig. 2.

Fig.3.

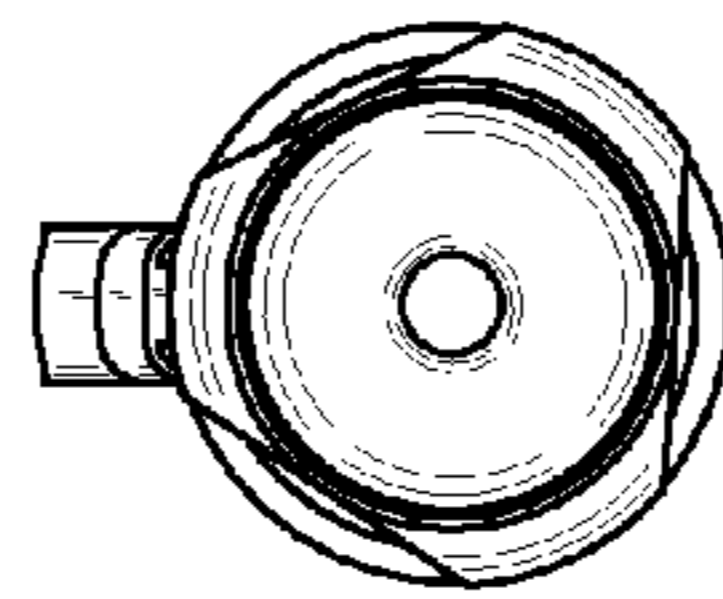
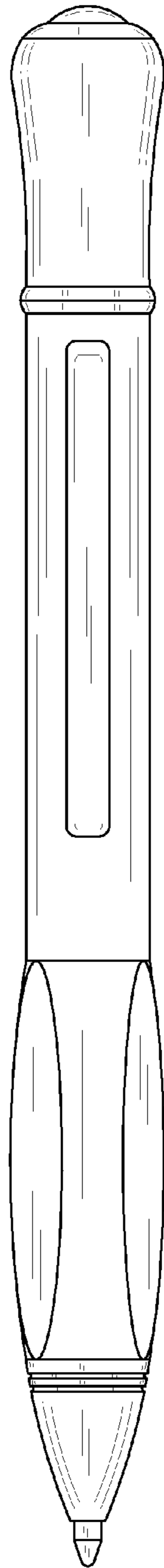


Fig.4.

Fig.5.

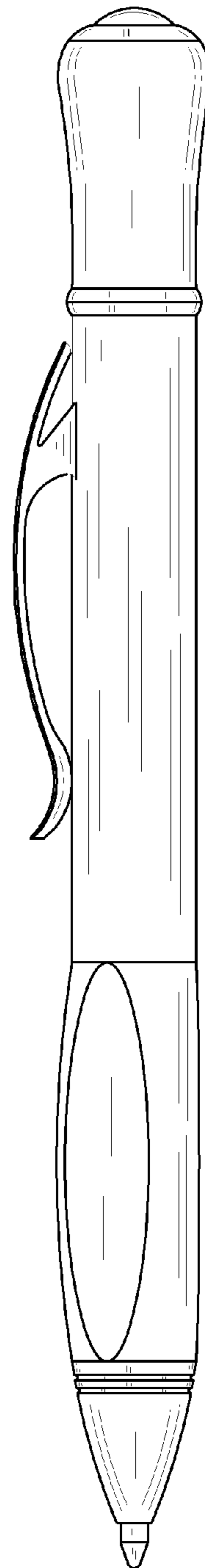


Fig. 6.

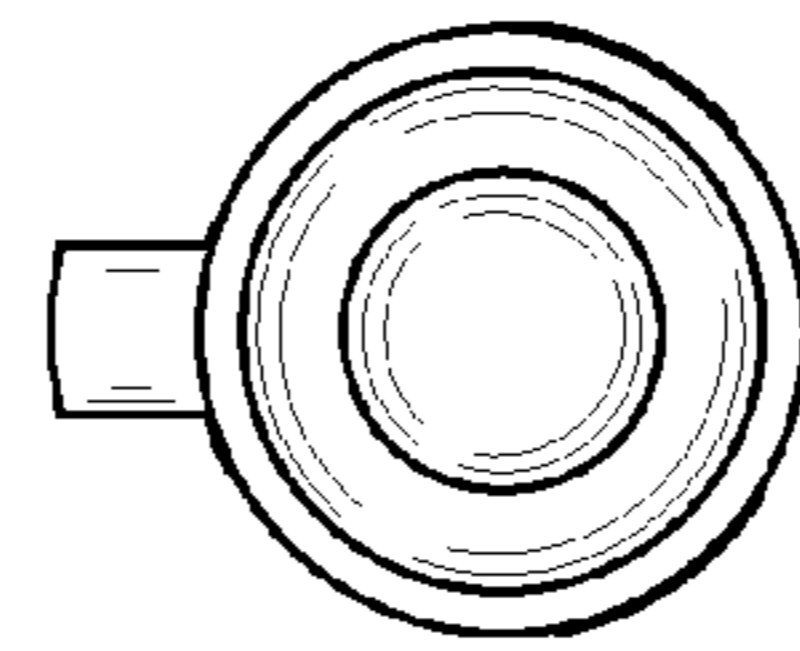
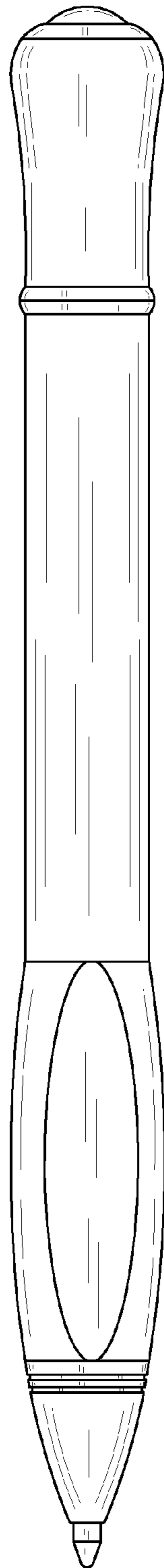


Fig. 7.

Fig. 8.

