



US00D599401S

(12) **United States Design Patent**
London

(10) **Patent No.:** **US D599,401 S**

(45) **Date of Patent:** **** Sep. 1, 2009**

(54) **ORGANIZER KIT**

(76) **Inventor:** **Michele Denise London**, 710 Mitchell Ave., Apt. 6, Lansing, MI (US) 48917

(**) **Term:** **14 Years**

(21) **Appl. No.:** **29/311,225**

(22) **Filed:** **Jan. 22, 2009**

(51) **LOC (9) Cl.** **19-04**

(52) **U.S. Cl.** **D19/33**

(58) **Field of Classification Search** D3/301,
D3/289, 287, 285, 284, 276, 267, 206, 268;
D9/417, 423, 424, 430; D19/86, 88, 26,
D19/27; D6/631, 632, 633, 634; 393/4,
393/10; 224/651, 652; 206/320; 190/111,
190/117, 114, 115; 40/360

See application file for complete search history.

(56) **References Cited**

U.S. PATENT DOCUMENTS

1,585,237	A *	5/1926	Doughty	229/72
D276,095	S *	10/1984	Sakow	D6/407
D312,277	S *	11/1990	Moor	D19/27
D328,470	S *	8/1992	Costello et al.	D19/26
D391,438	S	3/1998	Stewart		
5,724,757	A	3/1998	Warden		
6,511,246	B2 *	1/2003	Sapienza et al.	402/79
6,776,437	B1 *	8/2004	Ho	283/38
D522,576	S *	6/2006	Smith	D19/33
D559,309	S *	1/2008	Rydzewski	D19/26
D560,719	S *	1/2008	Wehmeyer	D19/26
D573,196	S *	7/2008	Johnson-Hunt	D19/90
D577,766	S *	9/2008	Rydzewski	D19/26

D588,634	S *	3/2009	Wittmeyer et al.	D19/26
2003/0234281	A1 *	12/2003	Ho	229/67.3
2008/0197175	A1 *	8/2008	Christensen et al.	229/67.1
2009/0039143	A1 *	2/2009	Huang	229/67.4

OTHER PUBLICATIONS

Alpha-Slips CD Organization/CD Dividers, <http://alphaslips.com/>, <http://alphaslips.com/starter.asp>, <http://alphaslips.com/theme.asp>, printed from the Internet on Jul. 9, 2008, 3 pages.

* cited by examiner

Primary Examiner—Cathron C Brooks

Assistant Examiner—Austin Murphy

(74) *Attorney, Agent, or Firm*—Richard C. Litman

(57) **CLAIM**

The ornamental design for an organizer kit, as shown and described.

DESCRIPTION

FIG. 1 is a perspective view of an organizer kit showing my new design;

FIG. 2 is a front elevational view with the rear view being a mirror image thereof;

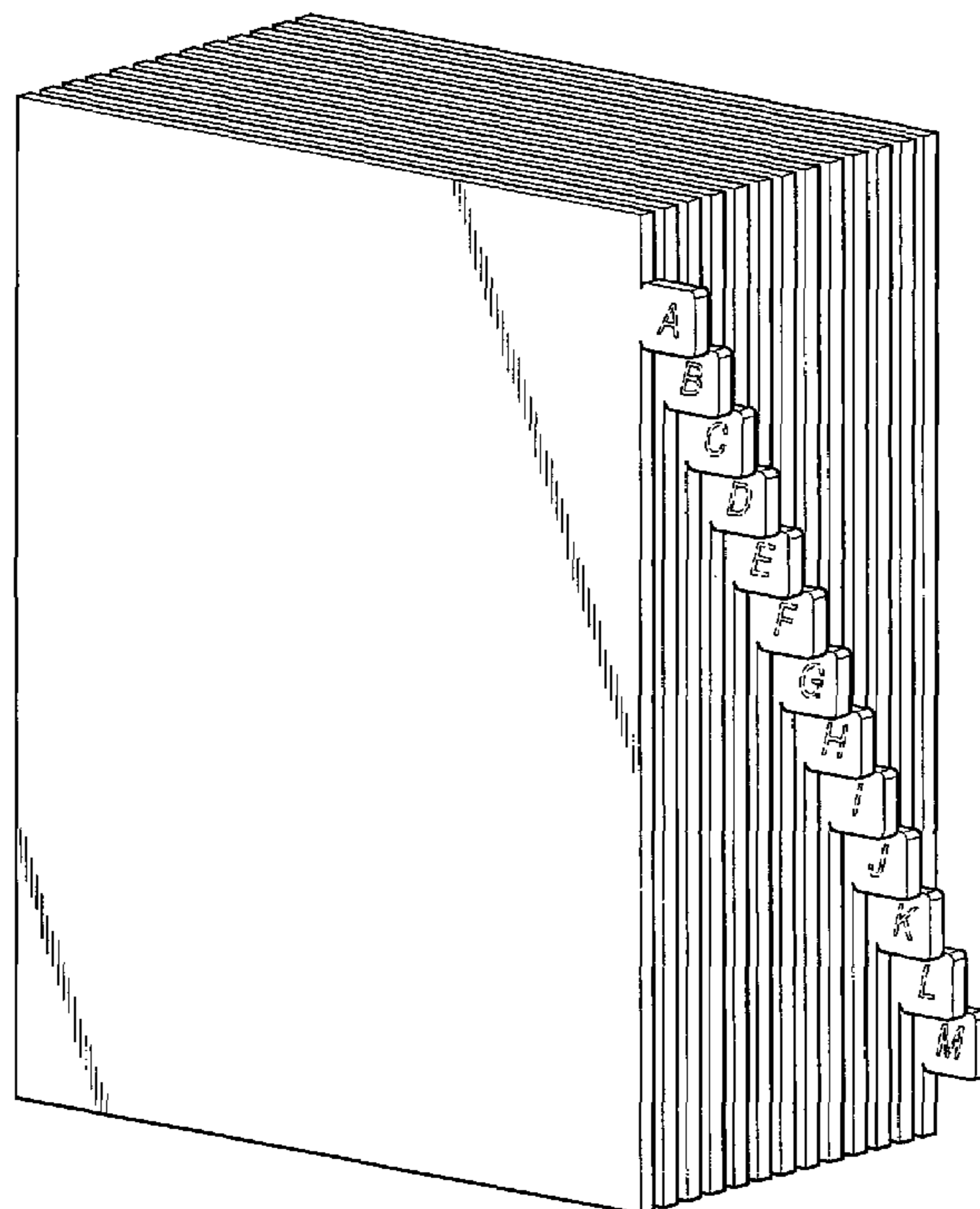
FIG. 3 is a right side elevational view thereof;

FIG. 4 is a left side elevational view thereof; and,

FIG. 5 is a top plan view with the bottom view being a mirror image thereof.

The broken lines shown in the drawings represent unclaimed portions of the organizer kit and form no part of the claimed design.

1 Claim, 5 Drawing Sheets



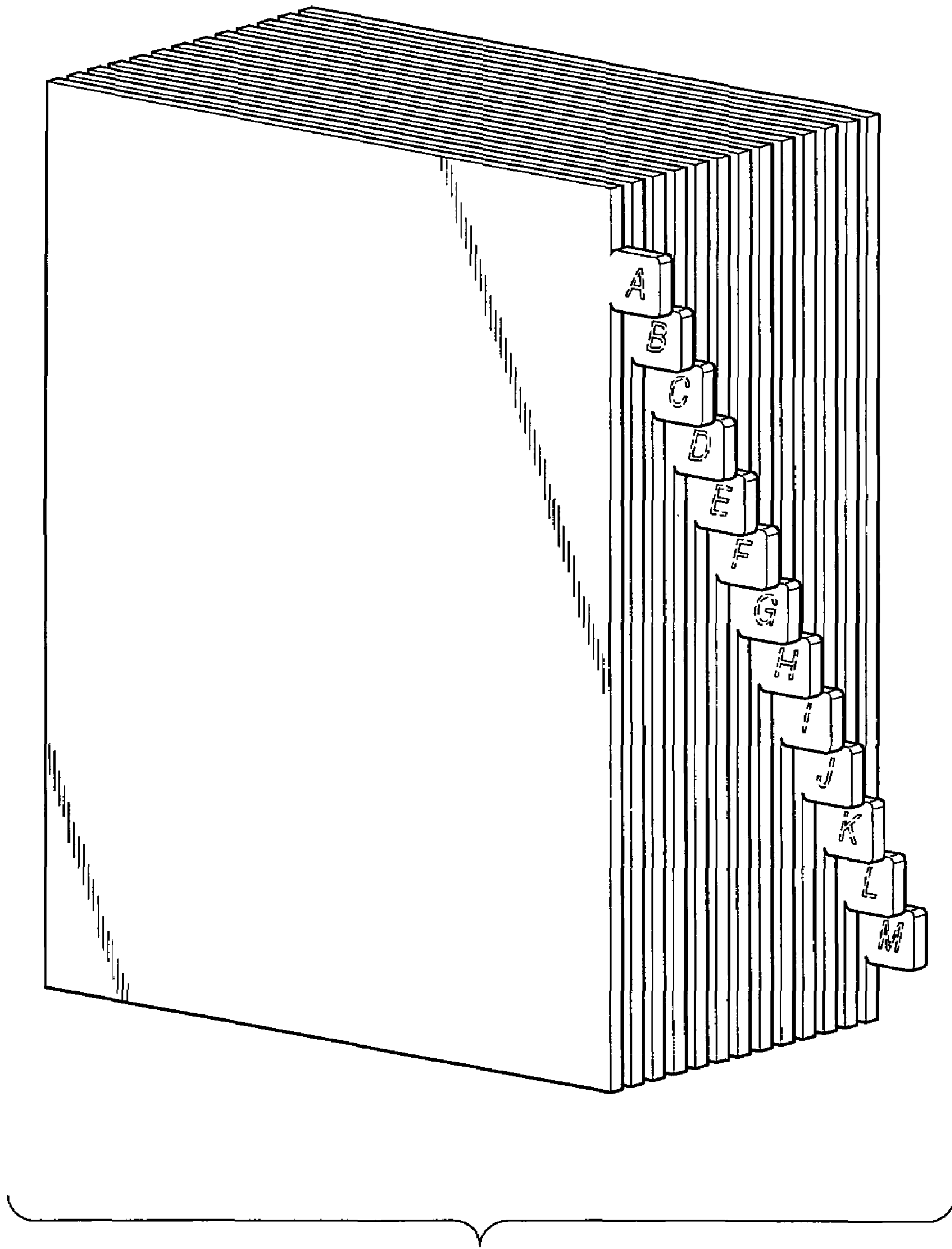


FIG. 1

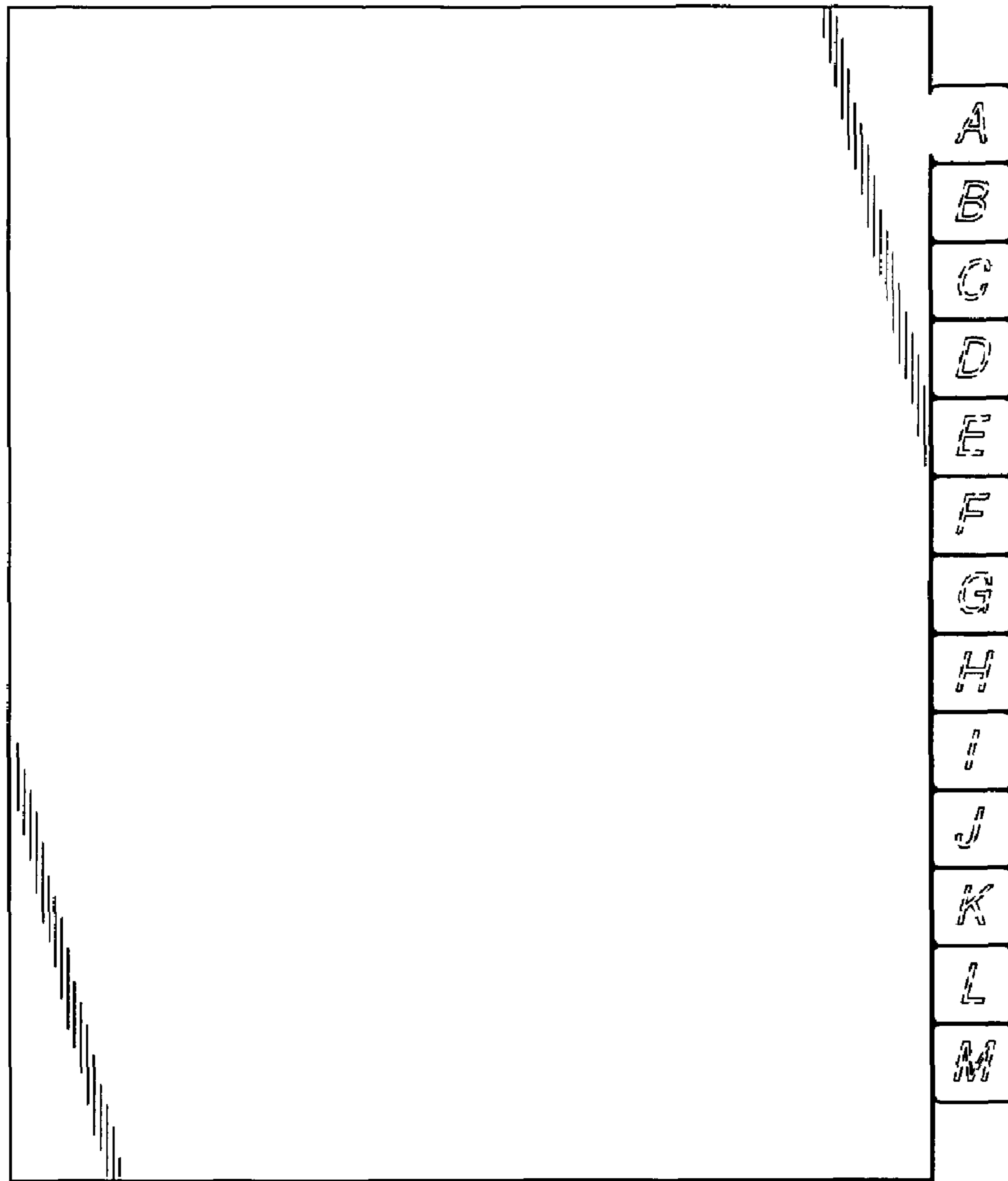


FIG. 2

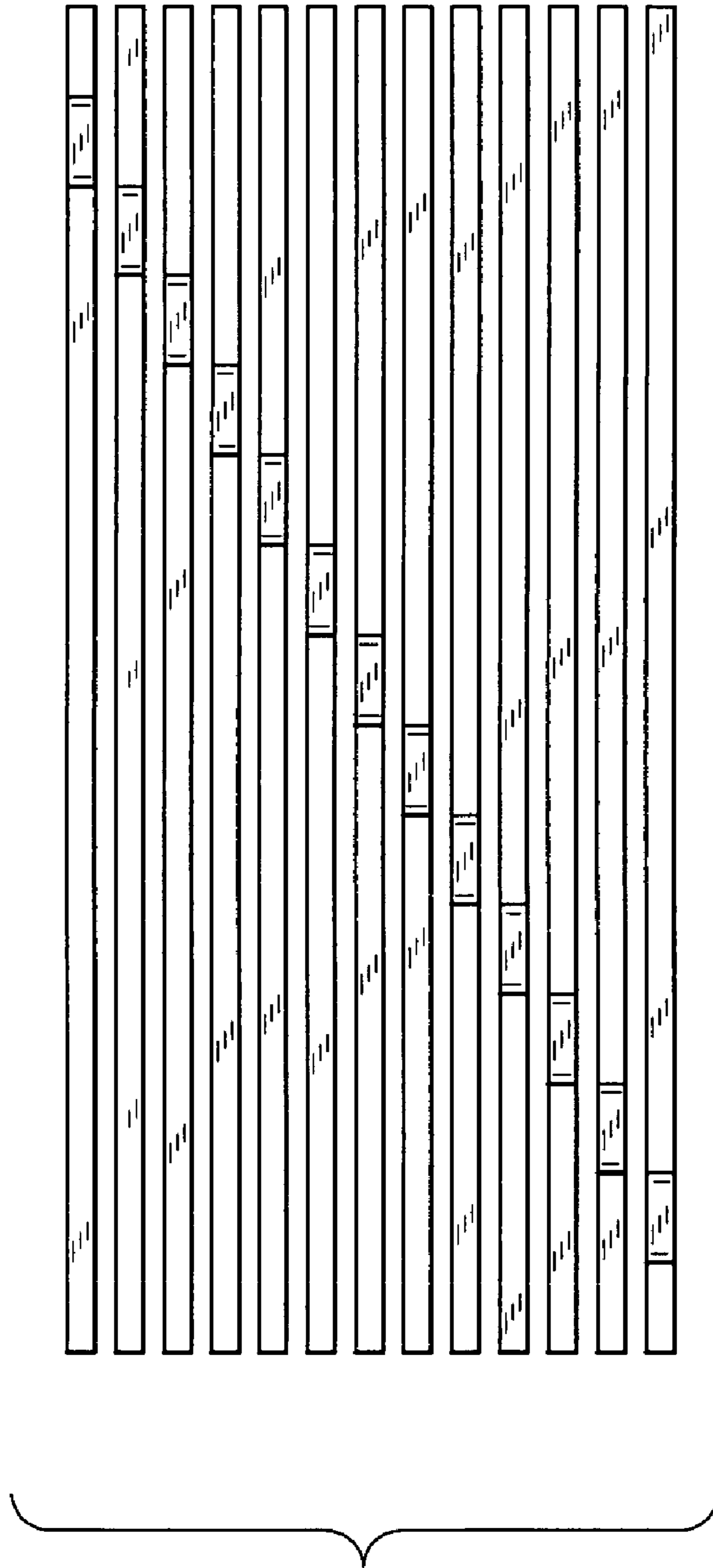


FIG. 3

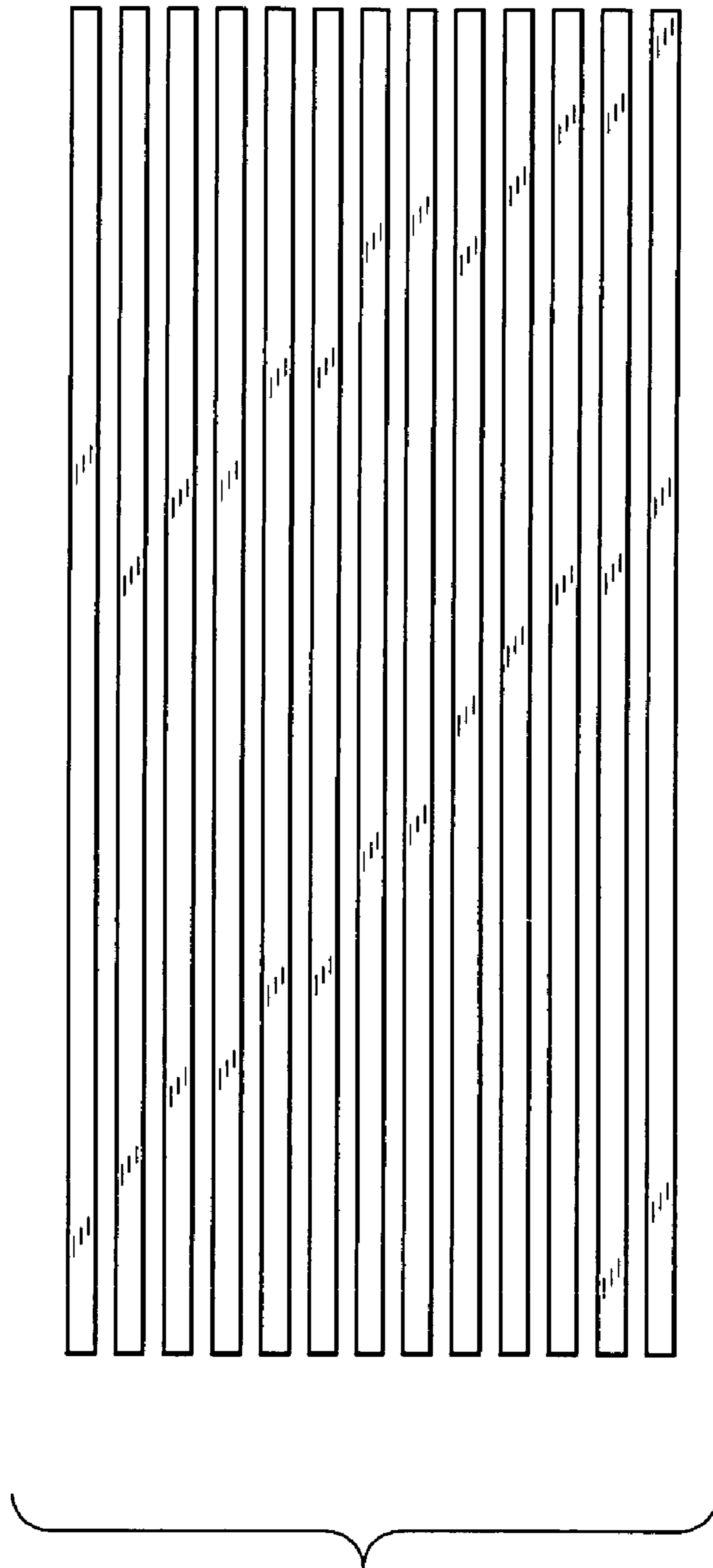


FIG. 4




FIG. 5