



US00D599384S

(12) **United States Design Patent**  
**Wilson**

(10) **Patent No.:** **US D599,384 S**

(45) **Date of Patent:** **\*\* Sep. 1, 2009**

(54) **CHAFF CUTTING BLADE FOR A ROTARY CUTTING MACHINE OR THE LIKE**

(75) Inventor: **Robert W. Wilson**, Salisbury (GB)

(73) Assignee: **Chemring Countermeasures Limited**, Salisbury (GB)

(\*\*) Term: **14 Years**

(21) Appl. No.: **29/307,693**

(22) Filed: **May 5, 2008**

(30) **Foreign Application Priority Data**

Nov. 5, 2007 (EM) ..... 000820618-0002

(51) **LOC (9) Cl.** ..... **15-09**

(52) **U.S. Cl.** ..... **D15/133; D8/70**

(58) **Field of Classification Search** ..... D8/20,  
D8/64, 66, 70, 98; D15/133, 138, 139; 30/307,  
30/347, 355, 388-391; 83/663, 676, 835-838,  
83/846-855; 125/13.01, 15, 22

See application file for complete search history.

(56) **References Cited**

**U.S. PATENT DOCUMENTS**

1,663,241	A *	3/1928	Cheshire	83/851
3,017,908	A	1/1962	Higbee	
3,034,378	A *	5/1962	Anderson	76/112
3,730,038	A *	5/1973	Farb	83/837
4,123,958	A *	11/1978	Wright et al.	83/837
4,352,241	A *	10/1982	Johansson	30/123.4
D273,681	S *	5/1984	Ito	D15/133
4,776,251	A *	10/1988	Carter, Jr.	83/835
4,854,207	A *	8/1989	Kirbach et al.	83/823
5,182,976	A *	2/1993	Wittkopp	83/835
5,901,630	A	5/1999	Kataoka et al.	

D417,598	S *	12/1999	Dibbern et al.	D8/70
D438,549	S	3/2001	Tsujimoto	
6,681,674	B2 *	1/2004	Hakansson et al.	83/661
6,701,629	B2 *	3/2004	Krondorfer et al.	30/390
D555,443	S	11/2007	Hunt	
D579,297	S *	10/2008	Jeiziner et al.	D8/70
2003/0029297	A1 *	2/2003	Haughton et al.	83/853
2003/0075163	A1 *	4/2003	Sherman et al.	125/13.01
2006/0060030	A1 *	3/2006	Lowder	76/48
2006/0130630	A1	6/2006	Hesselberg et al.	
2006/0207398	A1 *	9/2006	Nicolson et al.	83/13
2008/0017008	A1 *	1/2008	Brenton et al.	83/820

\* cited by examiner

*Primary Examiner*—Sandra Snapp

*Assistant Examiner*—Patricia Palasik

(74) *Attorney, Agent, or Firm*—Lahive & Cockfield, LLP;  
Anthony A. Laurentano

(57) **CLAIM**

The ornamental design for a chaff cutting blade for a rotary cutting machine or the like, as shown and described.

**DESCRIPTION**

FIG. 1 is a front elevational view of a chaff cutting blade for a rotary cutting machine or the like, according to the present invention;

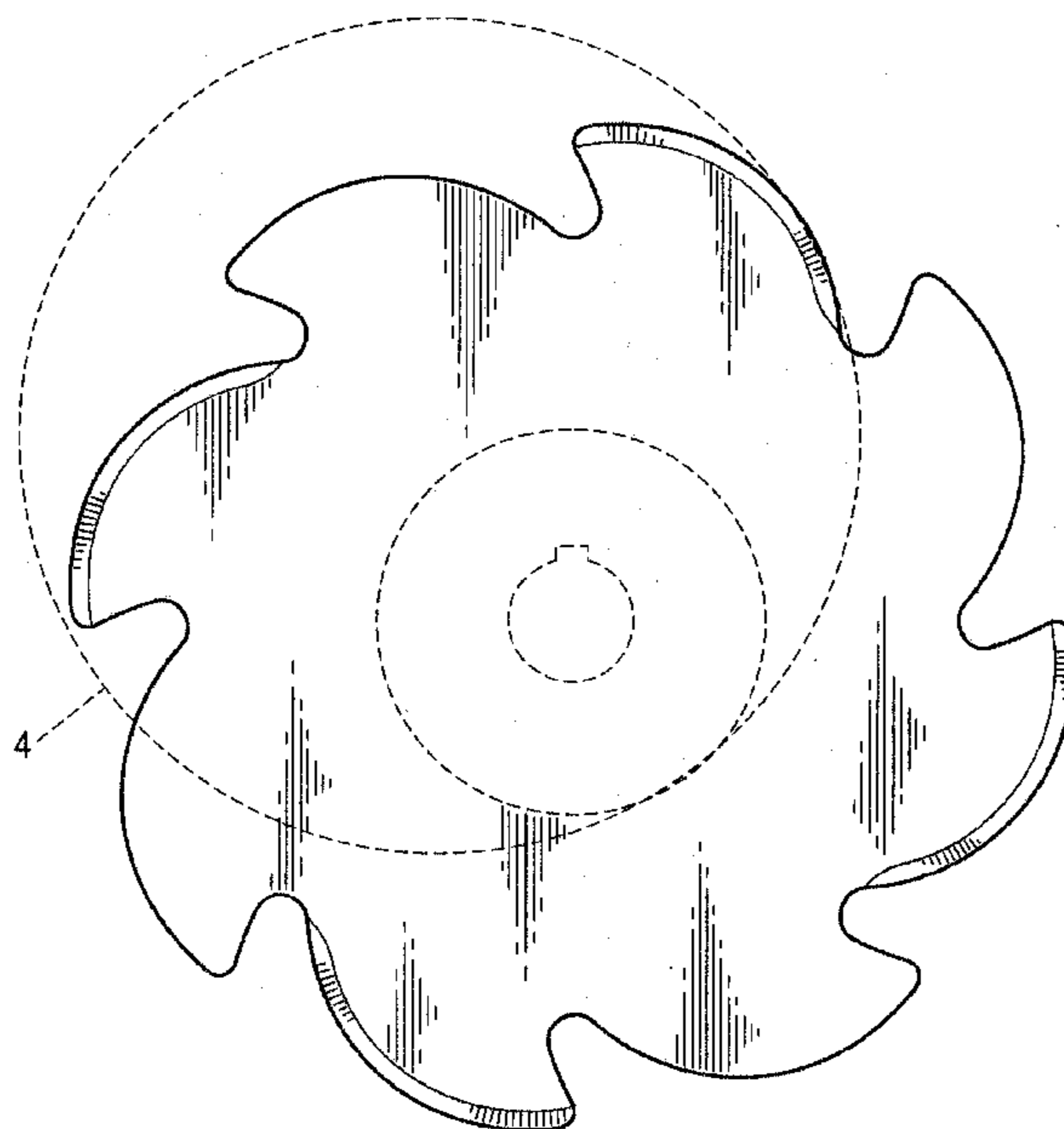
FIG. 2 is a rear elevational view thereof;

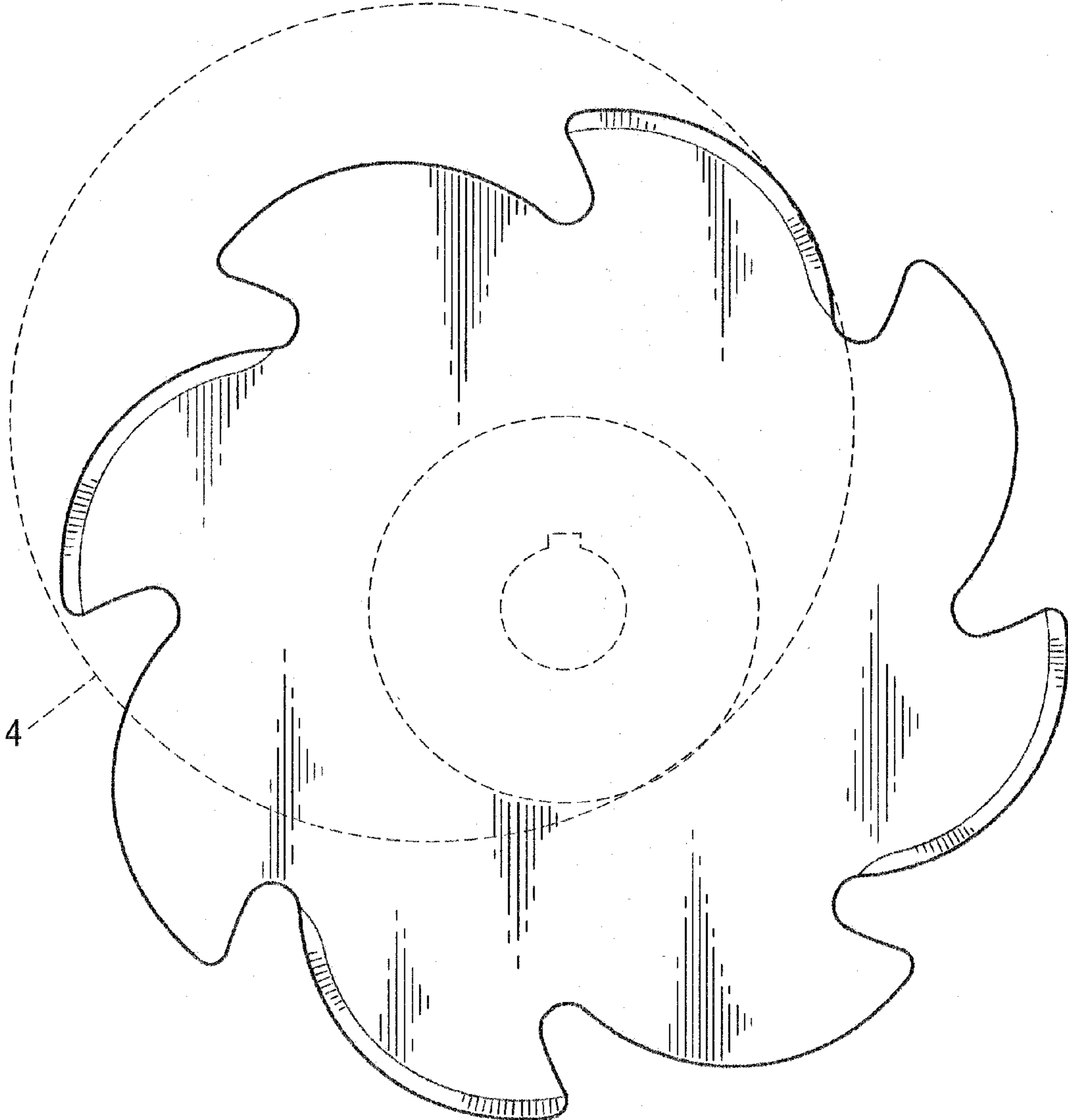
FIG. 3 is a right side elevational view of FIG. 1; and,

FIG. 4 is a partial, perspective, fragmented view of the chaff cutting blade for a rotary cutting machine or the like, shown in FIG. 1.

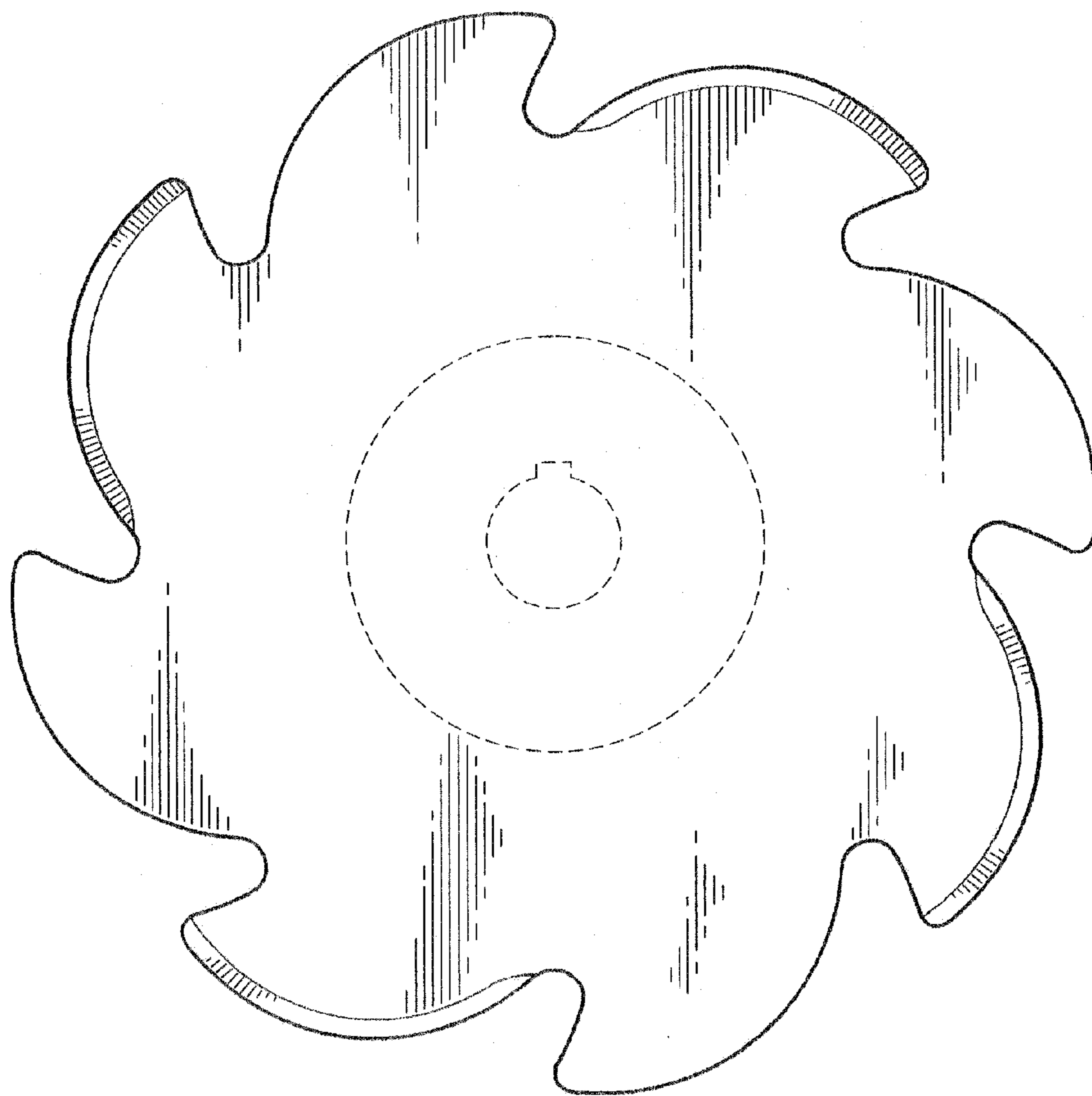
The details shown in dotted lines are for illustrative purposes only and form no part of the claimed ornamental design.

**1 Claim, 3 Drawing Sheets**





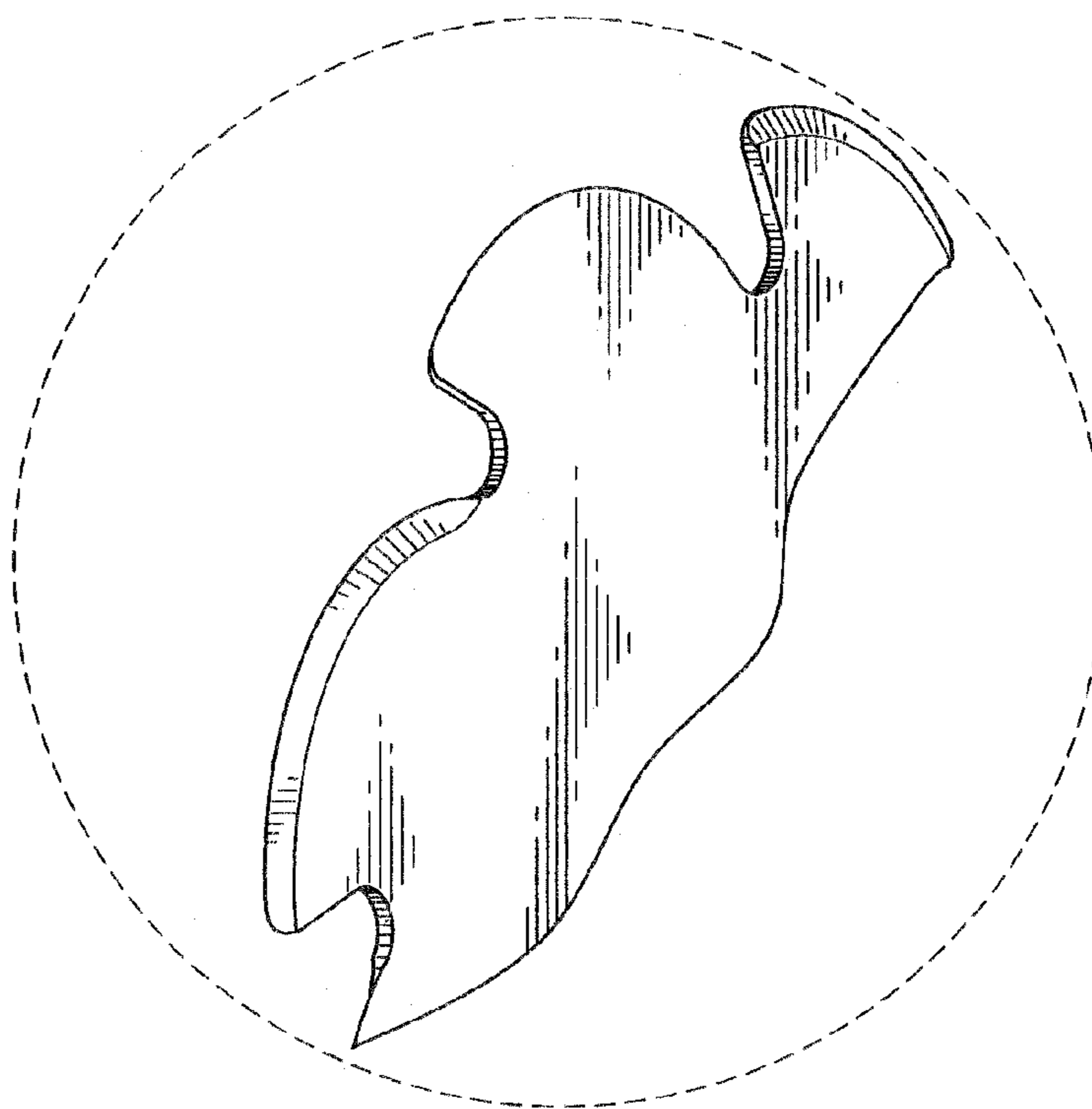
*Fig. 1*



*Fig. 2*



*Fig. 3*



*Fig. 4*