



US00D599381S

(12) **United States Design Patent**
Chiang

(10) **Patent No.:** **US D599,381 S**

(45) **Date of Patent:** **** Sep. 1, 2009**

(54) **TRACK SHOE FOR CATERPILLAR VEHICLE**

(75) Inventor: **Chun-Li Chiang**, Taichung (TW)

(73) Assignee: **Everpads Co., Ltd.**, Taichung (TW)

(**) Term: **14 Years**

(21) Appl. No.: **29/330,468**

(22) Filed: **Jan. 8, 2009**

(30) **Foreign Application Priority Data**

Aug. 6, 2008 (EM) 000982582-0002

(51) **LOC (9) Cl.** **15-03**

(52) **U.S. Cl.** **D15/28**

(58) **Field of Classification Search** D15/22-26,
D15/28; D21/537, 431, 495; 180/89.12,
180/9.1, 900; 152/209.12, 108, 88, 171-173,
152/165, 178; 305/40, 53, 44, 46, 160, 50,
305/167, 196, 198, 162, 169, 177, 185, 193,
305/200-202, 171, 195, 189, 191, 187
See application file for complete search history.

(56) **References Cited**

U.S. PATENT DOCUMENTS

3,372,959	A *	3/1968	Watts, Jr.	305/191
D217,242	S *	4/1970	Comellas	D15/28
3,944,296	A *	3/1976	Stampone	305/189
4,094,557	A *	6/1978	Miller	305/191
4,588,233	A *	5/1986	DenBesten	305/51
4,844,561	A *	7/1989	Savage et al.	305/160
4,880,283	A *	11/1989	Savage et al.	305/160
D365,826	S *	1/1996	Chandler	D15/28

D365,827	S *	1/1996	Chandler	D15/28
5,630,657	A *	5/1997	Kumano et al.	305/46
RE36,025	E *	1/1999	Suzuki	305/187
5,913,579	A *	6/1999	Kumano et al.	305/46
6,299,265	B1 *	10/2001	Hoffart	305/187
6,533,371	B2 *	3/2003	Hori et al.	305/191
6,820,948	B2 *	11/2004	Katoh	305/188
D576,181	S *	9/2008	Busley	D15/28
2001/0009336	A1 *	7/2001	Hori	305/189
2008/0185911	A1 *	8/2008	Rutz et al.	305/136

* cited by examiner

Primary Examiner—Ian Simmons

Assistant Examiner—Mark A Goodwin

(74) *Attorney, Agent, or Firm*—CKC & Partners Co., Ltd.

(57) **CLAIM**

The ornamental design for a track shoe for caterpillar vehicle, as shown and described.

DESCRIPTION

FIG. 1 is a perspective of the track shoe for caterpillar vehicle showing my new design;

FIG. 2 is a front view of the track shoe for caterpillar vehicle;

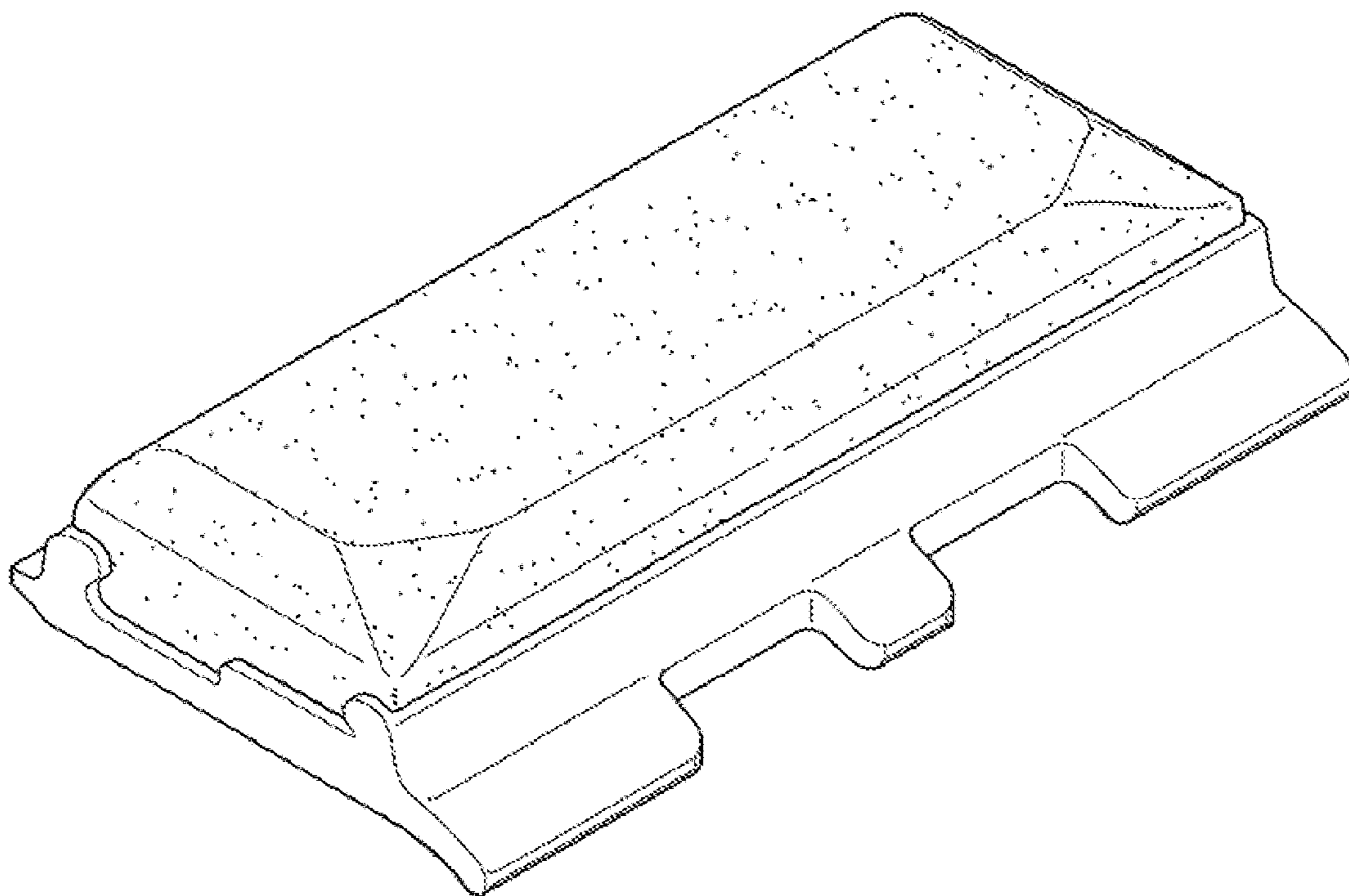
FIG. 3 is a rear view of the track shoe for caterpillar vehicle;

FIG. 4 is a left side view of the track shoe for caterpillar vehicle;

FIG. 5 is a top plan view of the track shoe for caterpillar vehicle; and,

FIG. 6 is a bottom plan view of the track shoe for caterpillar vehicle.

1 Claim, 4 Drawing Sheets



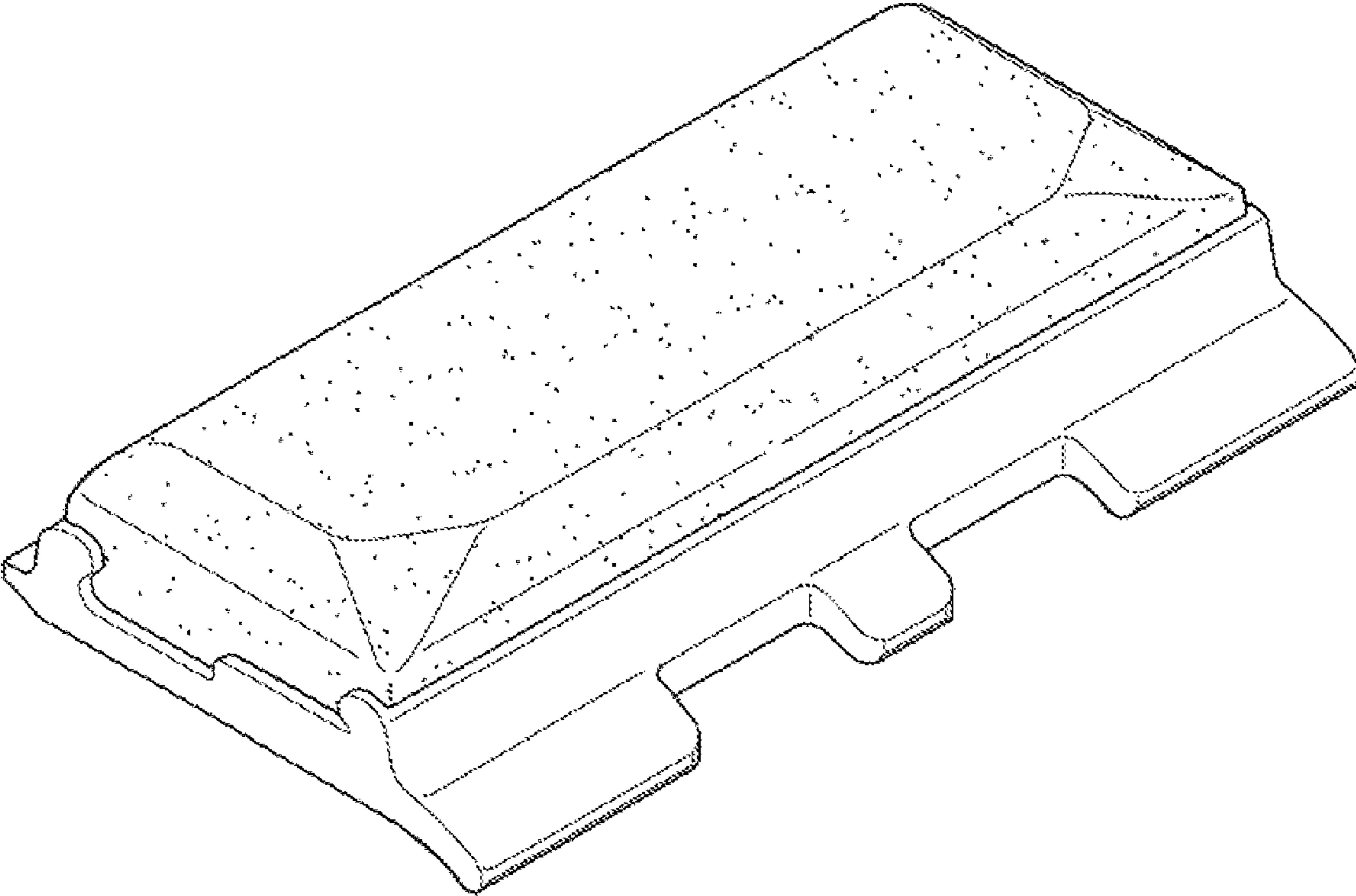


Fig. 1

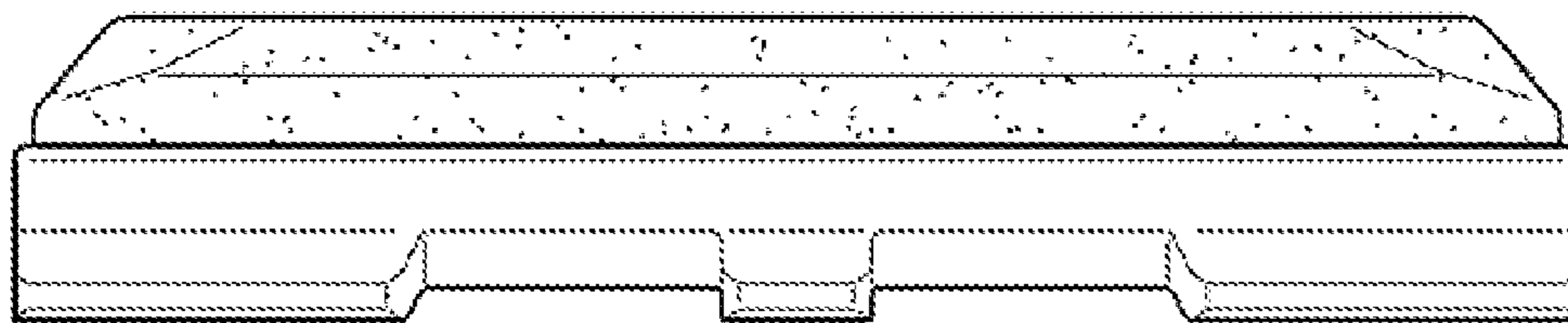


Fig. 2




Fig. 3

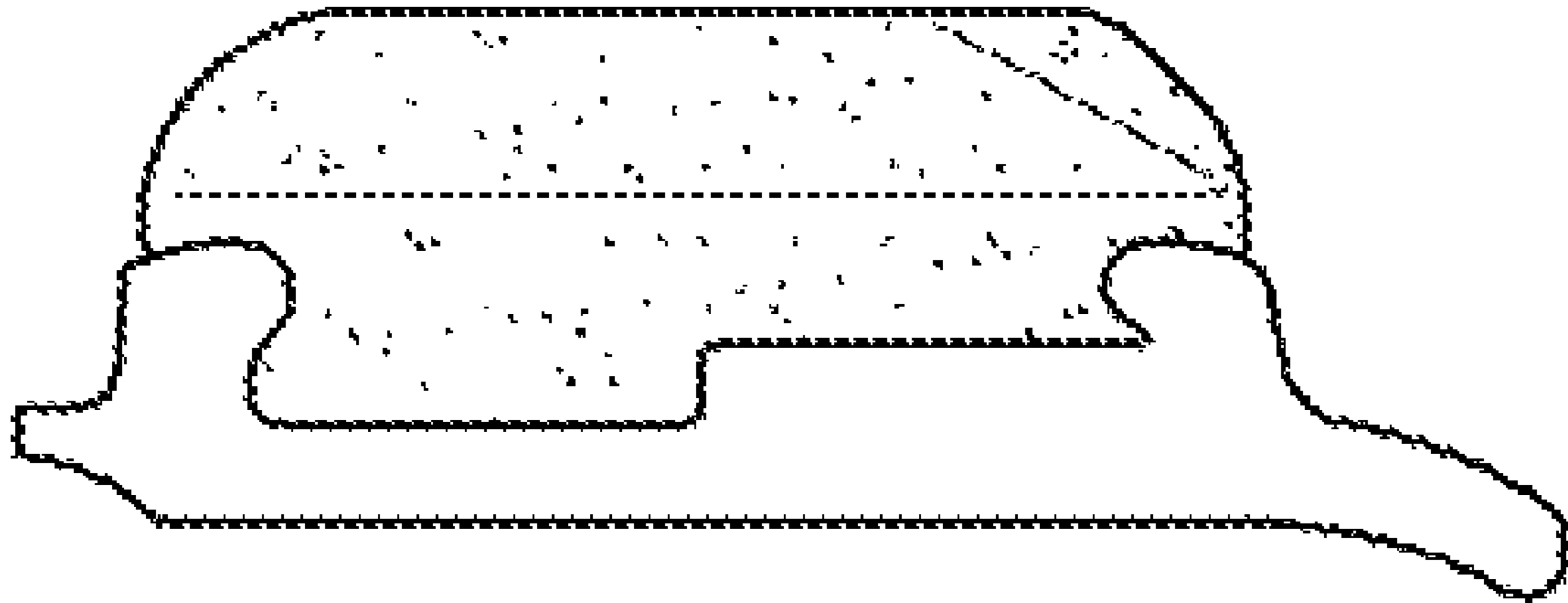


Fig. 4

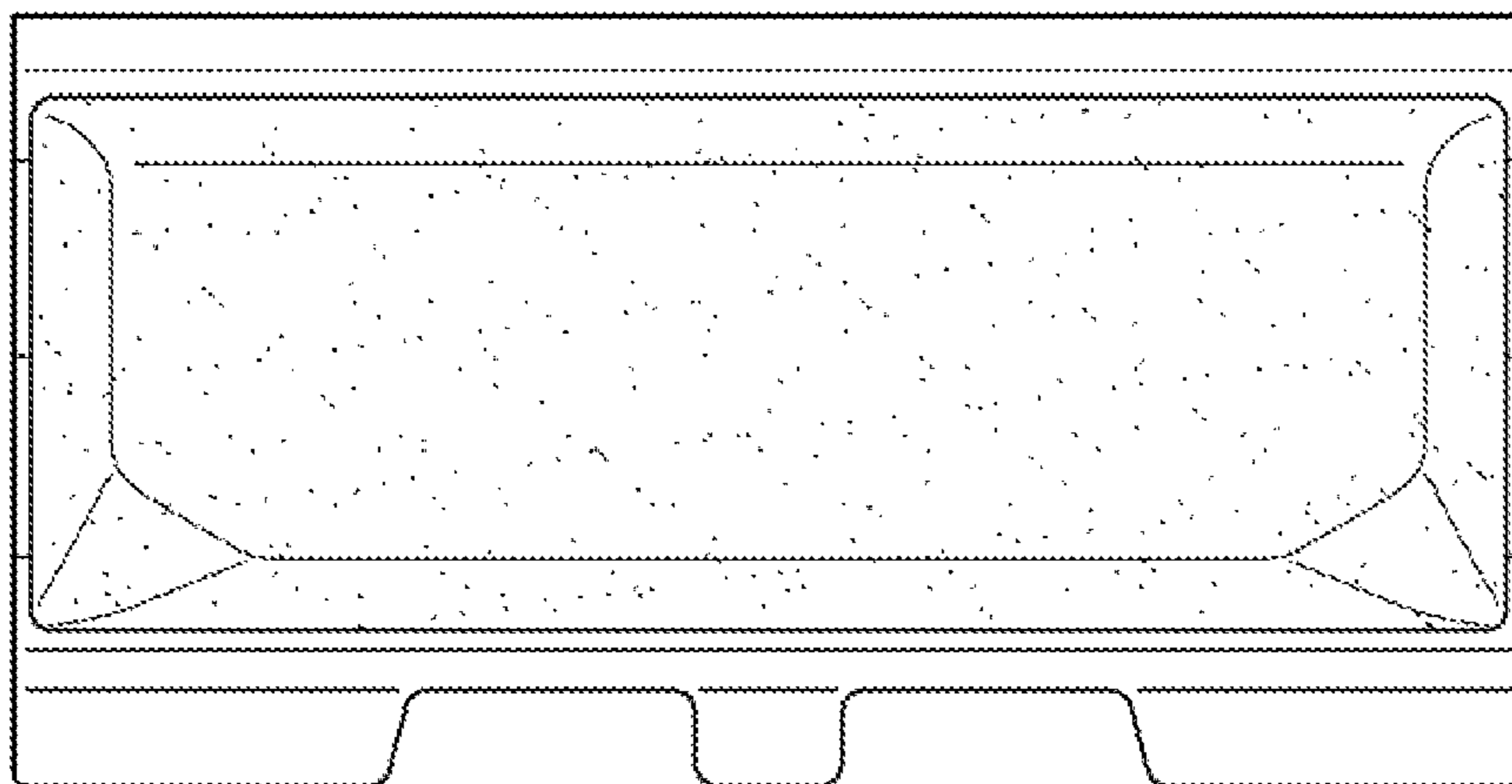


Fig. 5

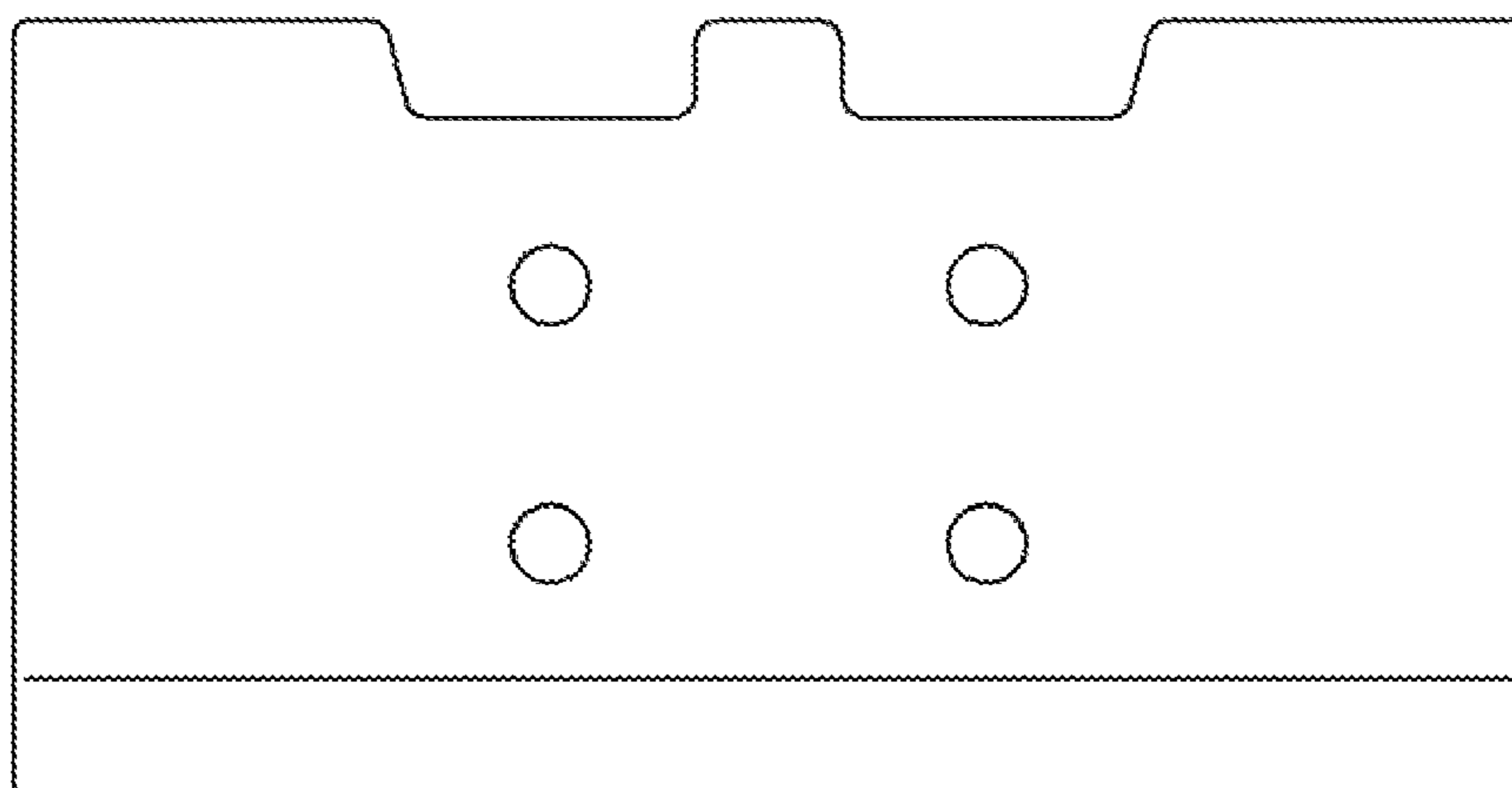


Fig. 6