

US00D599361S

(12) **United States Design Patent**
Hoefnagels

(10) **Patent No.:** **US D599,361 S**

(45) **Date of Patent:** **** Sep. 1, 2009**

(54) **TRANSITIONAL IMAGE FOR A PORTION OF A DISPLAY SCREEN**

(75) Inventor: **Stephan Hoefnagels**, Seattle, WA (US)

(73) Assignee: **Microsoft Corporation**, Redmond, WA (US)

(**) Term: **14 Years**

(21) Appl. No.: **29/320,542**

(22) Filed: **Jun. 27, 2008**

(51) **LOC (9) Cl.** **32-00**

(52) **U.S. Cl.** **D14/485**

(58) **Field of Classification Search** D14/485-495;
D18/24-33; D19/6, 52; D20/11; D21/324-333;
715/700-867, 973-977; 345/757, 782, 848,
345/852, 850, 809, 837, 798, 752, 163, 156,
345/537, 474, 836, 419, 649, 656, 659, 426,
345/427, 582, 428, 440, 660, 634, 902, 418,
345/629, 700, 744, 747, 473; 705/10, 5;
709/223

See application file for complete search history.

(56) **References Cited**

U.S. PATENT DOCUMENTS

D393,457 S *	4/1998	Nay	D14/487
D401,230 S *	11/1998	Marshall et al.	D14/486
5,880,733 A *	3/1999	Horvitz et al.	715/850
6,184,879 B1 *	2/2001	Minemura et al.	715/723
D475,064 S *	5/2003	Nashida et al.	D14/491
D531,636 S *	11/2006	Hoefnagels et al.	D14/485
D532,014 S *	11/2006	Hoefnagels et al.	D14/485
D537,449 S *	2/2007	Hoefnagels et al.	D14/485
D543,987 S *	6/2007	Rimas-Ribikauskas et al.	D14/485
D544,492 S *	6/2007	Rimas-Ribikauskas et al.	D14/485

D548,239 S *	8/2007	Rimas-Ribikauskas et al.	D14/485
D549,713 S *	8/2007	Lewin et al.	D14/485
D551,672 S *	9/2007	Wirz	D14/485
D552,114 S *	10/2007	Tolle et al.	D14/485
D558,212 S *	12/2007	Dongen	D14/485
D563,968 S *	3/2008	Lewin et al.	D14/485
D568,892 S *	5/2008	Stabb et al.	D14/485
D569,871 S *	5/2008	Anastasopoulos et al.	..	D14/485
D570,358 S *	6/2008	Anastasopoulos et al.	..	D14/485
D576,634 S *	9/2008	Clark et al.	D14/485
D580,941 S *	11/2008	Scott et al.	D14/485
D580,942 S *	11/2008	Oshiro et al.	D14/485
2008/0065992 A1 *	3/2008	Ma et al.	715/720

* cited by examiner

Primary Examiner—Susan Moon Lee

(74) *Attorney, Agent, or Firm*—Banner & Witcoff, Ltd.

(57) **CLAIM**

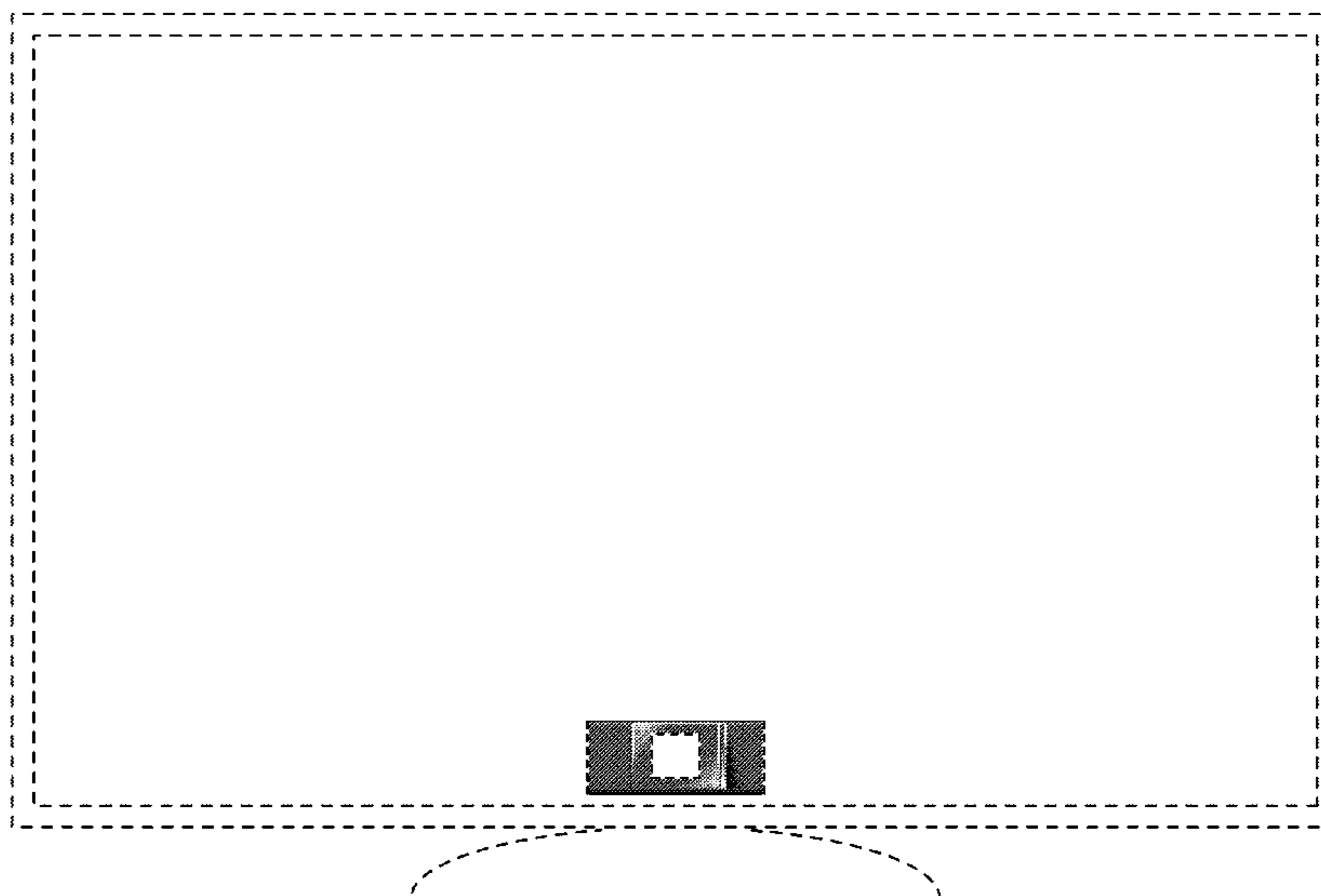
The ornamental design for a transitional image for a portion of a display screen, as shown and described.

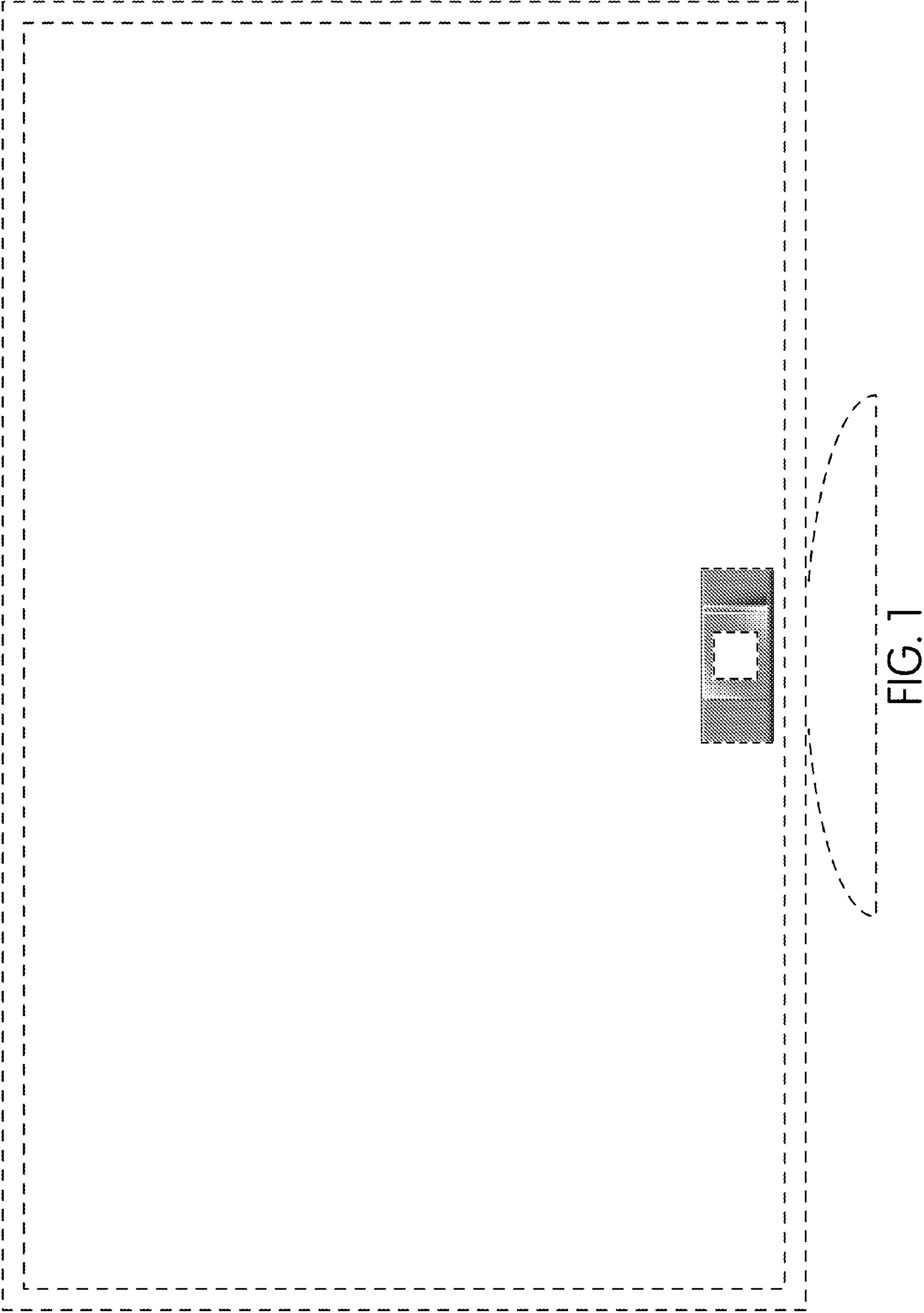
DESCRIPTION

FIG. 1 is a front view of the first image of a transitional image for a portion of a display screen showing the new design; and, FIG. 2 is a front view of the second image thereof.

The appearance of the image transitions sequentially between the images shown in FIGS. 1-2. The process or period in which the first image transitions to the other forms no part of the claimed design. The broken line bounding two sides of the rectangular shaded region shown in the Figures represents an unclaimed boundary of the design. The broken line showing of various regions and the unshaded areas there within form no part of the claimed design. The broken line showing of the display screen is for illustrative purposes only and forms no part of the claimed design.

1 Claim, 2 Drawing Sheets





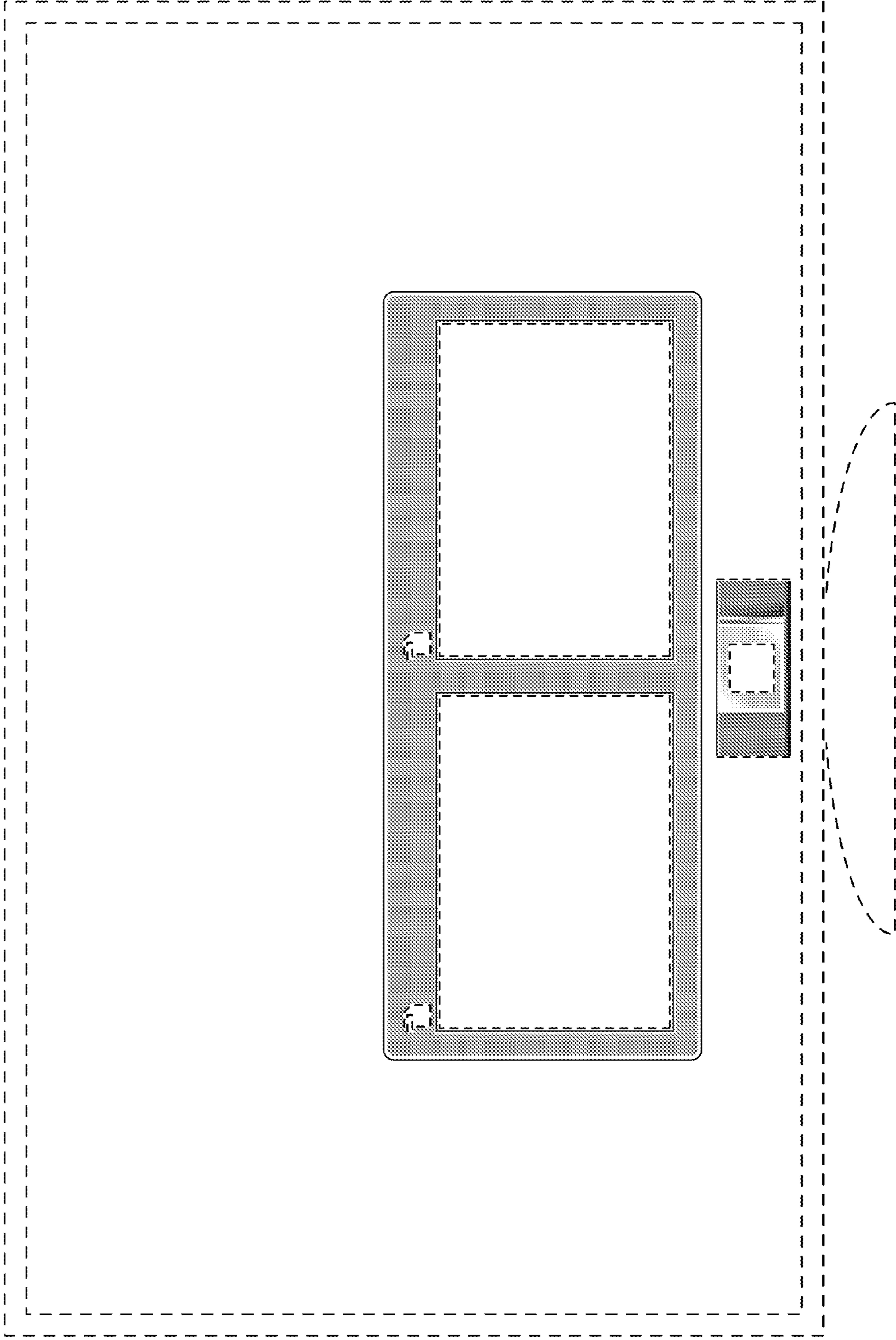


FIG. 2