



US00D599357S

(12) **United States Design Patent**
Kaufman

(10) **Patent No.:** **US D599,357 S**

(45) **Date of Patent:** **** Sep. 1, 2009**

(54) **PROTECTIVE SHIELD FOR A COMPUTER KEYBOARD**

(76) Inventor: **Roberta Kaufman**, 24 Oak Leaf Dr.,
Stuyvesant, NY (US) 12173

(**) Term: **14 Years**

(21) Appl. No.: **29/291,317**

(22) Filed: **Aug. 23, 2007**

(51) **LOC (9) Cl.** **14-02**

(52) **U.S. Cl.** **D14/455; D14/449**

(58) **Field of Classification Search** D14/432,
D14/439, 440, 441, 447, 448, 449, 450, 451,
D14/454, 455, 457; D6/332; 348/842; 361/679.24;
359/601, 612, 613; 40/539; 160/181; 400/713,
400/714

See application file for complete search history.

(56) **References Cited**

U.S. PATENT DOCUMENTS

D265,561 S	7/1982	Cottrell	
D314,192 S *	1/1991	Lawlor	D14/450
5,080,155 A	1/1992	Crozier	
D323,929 S	2/1992	Hodson	
D349,893 S	8/1994	Bennett	
D353,369 S	12/1994	Leibengood	
5,960,848 A *	10/1999	Schirer	160/135
6,084,711 A *	7/2000	Duff	359/601
D453,764 S *	2/2002	Linyear et al.	D14/455
D457,359 S *	5/2002	Chan	D6/492
D503,176 S *	3/2005	Wirachowsky	D14/449
6,887,002 B1	5/2005	Chen	
6,962,454 B1	11/2005	Costello	

D514,582 S *	2/2006	Dulberger	D14/449
7,000,660 B2	2/2006	Chen	
D520,228 S *	5/2006	Conforti	D3/5
D530,719 S *	10/2006	Roubanis	D14/449
7,134,758 B1 *	11/2006	Baker	359/601
7,304,839 B1 *	12/2007	Burns	361/679.55
D560,072 S *	1/2008	Willis et al.	D6/332
7,505,256 B2 *	3/2009	Boudreau	361/679.27

* cited by examiner

Primary Examiner—Jennifer Rivard

Assistant Examiner—Angela J Lee

(74) *Attorney, Agent, or Firm*—Robert C. Montgomery

(57) **CLAIM**

The ornamental design for a protective shield for a computer keyboard, as shown and described.

DESCRIPTION

FIG. 1 is a perspective view of a protective shield for a computer keyboard;

FIG. 2 is a front view thereof, but without the environment shown in broken lines;

FIG. 3 is a rear view thereof;

FIG. 4 is a right side view thereof;


FIG. 5 is a left side view thereof;

FIG. 6 is a top view thereof; and,

FIG. 7 is a bottom view thereof.

The broken line showing of a monitor and keyboard is included for the purpose of illustrating environment and forms no part of the claimed design.

1 Claim, 7 Drawing Sheets



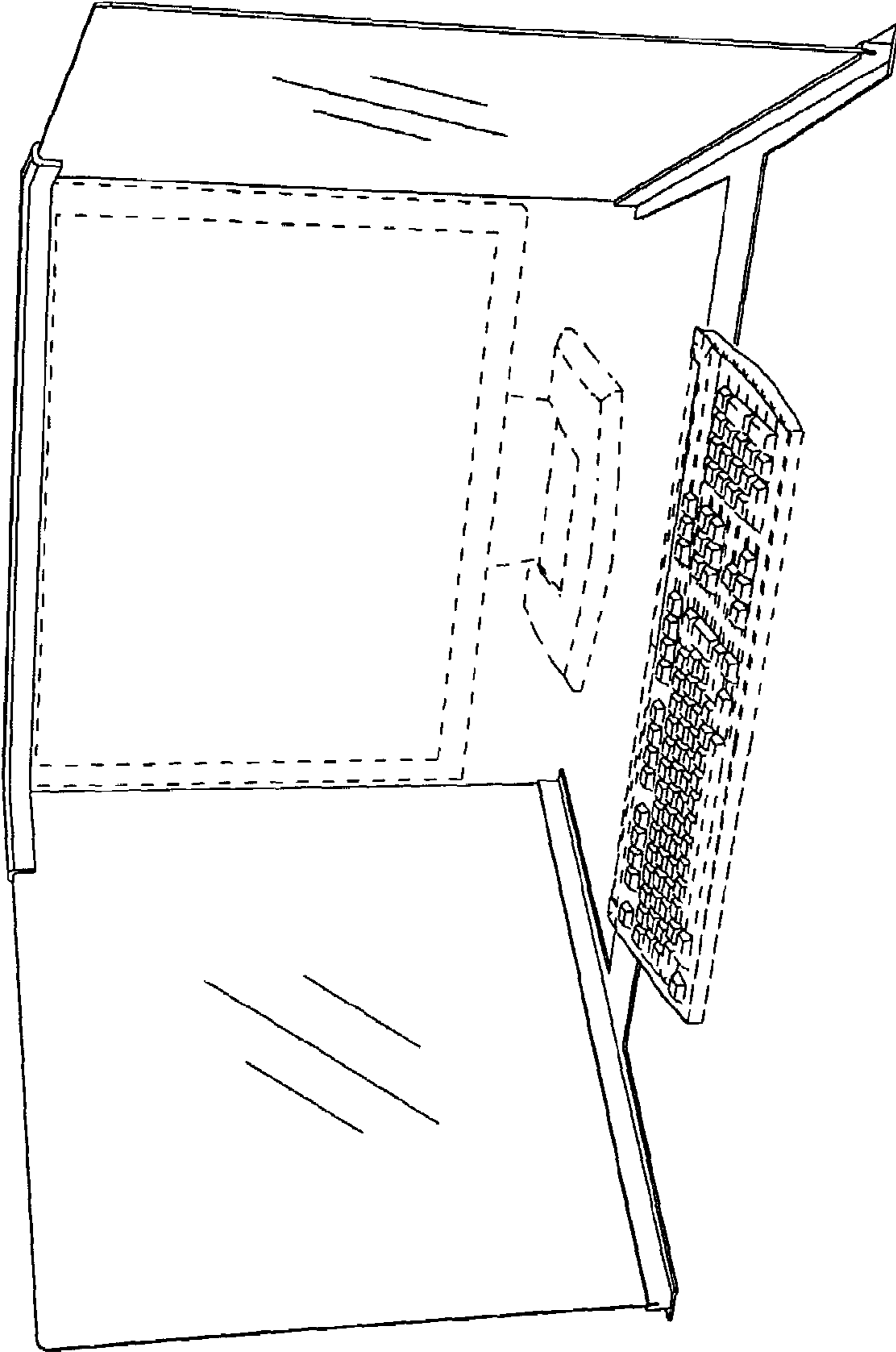


Fig. 1




Fig. 2




Fig. 3

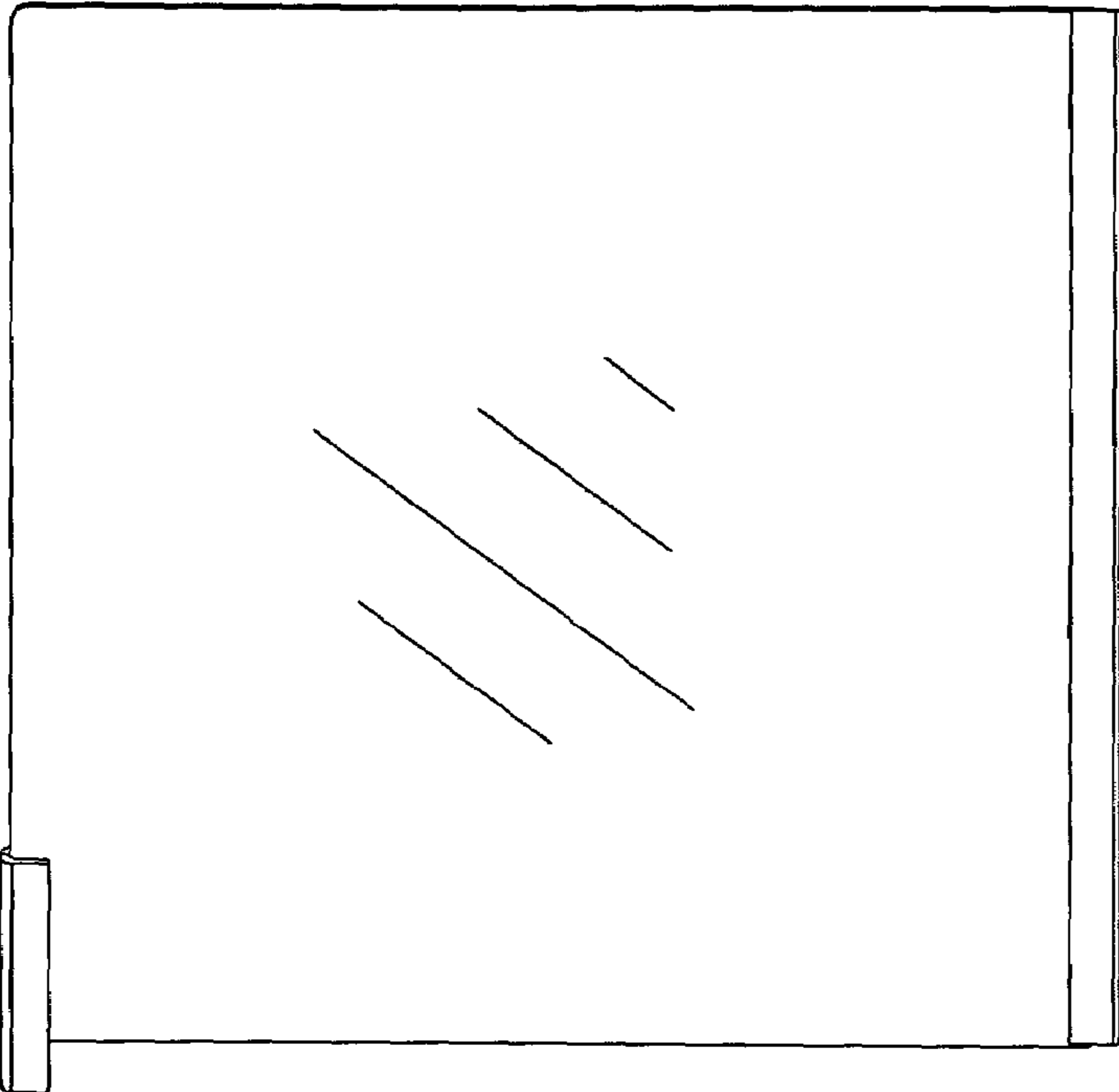


Fig. 4




Fig. 5




Fig. 6




Fig. 7