

US00D599356S

(12) **United States Design Patent**
Sculler et al.

(10) **Patent No.:** **US D599,356 S**
(45) **Date of Patent:** **** Sep. 1, 2009**

(54) **ADAPTER PLATES FOR FLAT PANEL
DISPLAY MOUNTING ASSEMBLY**

(75) Inventors: **Steven J. Sculler**, Morganville, NJ (US);
Michael P. Zambelli, Basking Ridge, NJ
(US); **In-Young Jang**, Ridgefield, NJ
(US); **Jimmy An**, South Plainfield, NJ
(US)

(73) Assignee: **Bell'O International Corp.**,
Morganville, NJ (US)

(**) Term: **14 Years**

(21) Appl. No.: **29/312,083**

(22) Filed: **Sep. 29, 2008**

Related U.S. Application Data

(62) Division of application No. 29/270,719, filed on Dec.
28, 2006, now Pat. No. Des. 577,728.

(51) **LOC (9) Cl.** **08-07**

(52) **U.S. Cl.** **D14/451**

(58) **Field of Classification Search** D14/448,
D14/450, 451, 452, 439, 447, 432, 371, 373,
D14/374, 375, 127, 217, 239, 251, 900, 901,
D14/902; D8/363, 380, 373; 248/133, 139,
248/398, 371, 176.1, 274.1, 284.1, 313, 346.03,
248/917, 918, 919, 920, 921, 922, 923, 924,
248/201, 205.1, 220.21, 223.31, 276.1, 281.11,
248/286.1, 309.1, 323, 324, 349.1, 425; 348/825;
361/681

See application file for complete search history.

(56) **References Cited**

U.S. PATENT DOCUMENTS

1,161,559 A * 11/1915 Weigel 24/570
D248,274 S * 6/1978 Kingston et al. D8/354
D260,419 S * 8/1981 Oates D22/134
D294,006 S 2/1988 Gyax et al.

D358,319 S 5/1995 Porcaro et al.
D410,374 S * 6/1999 Meurer D8/349
D419,430 S * 1/2000 Williams D8/382
D423,328 S * 4/2000 Burrows D8/354
D451,787 S * 12/2001 Taft D8/366
6,402,109 B1 6/2002 Dittmer
D472,793 S 4/2003 Callahan et al.
6,543,734 B2 4/2003 Yeh et al.
6,554,242 B2 4/2003 Kim et al.
6,559,829 B1 5/2003 Matsuo et al.
6,604,722 B1 8/2003 Tan et al.
D480,948 S 10/2003 Patrizzi et al.
D489,377 S 5/2004 van Kuijk et al.
D494,978 S 8/2004 Pfister
D495,223 S * 8/2004 Altman D8/19
D495,713 S 9/2004 Pfister et al.
6,886,701 B2 5/2005 Hong et al.

(Continued)

Primary Examiner—Jennifer Rivard

Assistant Examiner—Angela J Lee

(74) *Attorney, Agent, or Firm*—Lerner, David, Littenberg,
Krumholz & Mentlik, LLP

(57) **CLAIM**

The ornamental design for adapter plates for flat panel display
mounting assembly, as shown and described.

DESCRIPTION

FIG. 1 is a front elevation view of the adapter plates for a flat
panel display mounting assembly;

FIG. 2 is a rear elevation view thereof;

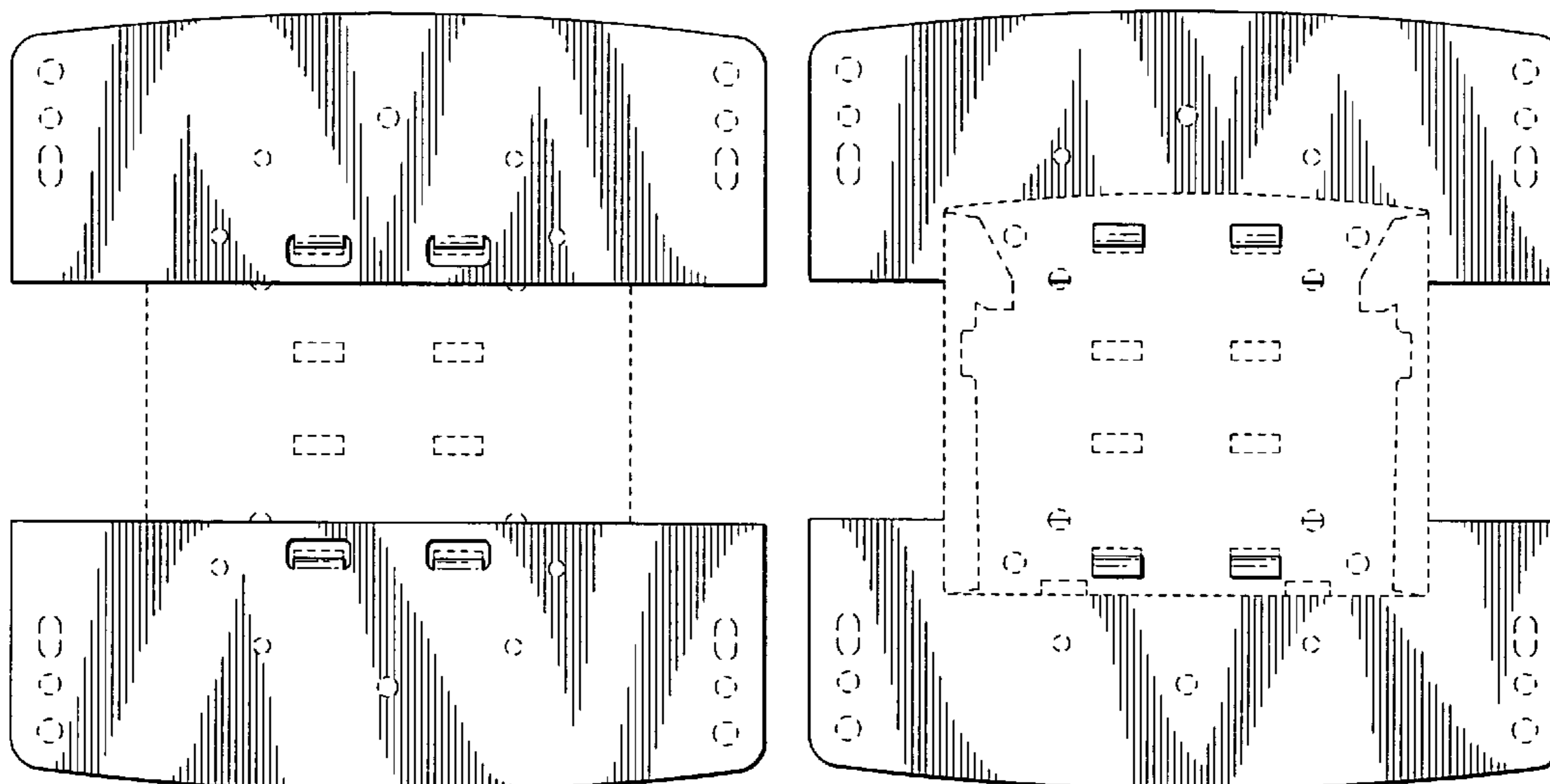
FIG. 3 is a right side view thereof (the left side view being a
mirror image thereof);

FIG. 4 is a top plan view thereof; and,

FIG. 5 is a bottom plan view thereof.

The broken line showing of portions of the adapter plates for
flat panel mounting assembly forms no part of the claimed
design.

1 Claim, 3 Drawing Sheets



US D599,356 S

Page 2

U.S. PATENT DOCUMENTS					
			2002/0033436	A1	3/2002 Peng et al.
			2002/0179791	A1	12/2002 Kwon
			2002/0179801	A1	12/2002 Kim
			2004/0211870	A1	10/2004 Bremmon et al.
			2004/0232298	A1	11/2004 Bremmon et al.
			2005/0061937	A1	3/2005 Kim
			2005/0152102	A1	7/2005 Shin
			2005/0236542	A1	10/2005 O'Neill
			2005/0242254	A1	11/2005 Dozier
			2005/0263671	A1	12/2005 Lo
			2005/0274858	A1	12/2005 Fedewa
			2008/0192418	A1*	8/2008 Zambelli et al. 361/681
					* cited by examiner
D533,547	S	12/2006 Sergi			
D535,985	S *	1/2007 Sergi D14/238			
D536,952	S *	2/2007 Vejmarker D8/354			
7,284,671	B1	10/2007 Doscher			
D559,204	S *	1/2008 Elkins et al. D13/173			
D560,221	S	1/2008 Hoglan et al.			
D560,674	S	1/2008 Wohlford et al.			
D560,675	S	1/2008 Wohlford et al.			
D560,677	S	1/2008 Wohlford et al.			
D561,189	S	2/2008 Wohlford et al.			
7,334,762	B2	2/2008 Dittmer			
D577,728	S *	9/2008 Sculler et al. D14/451			

FIG. 1

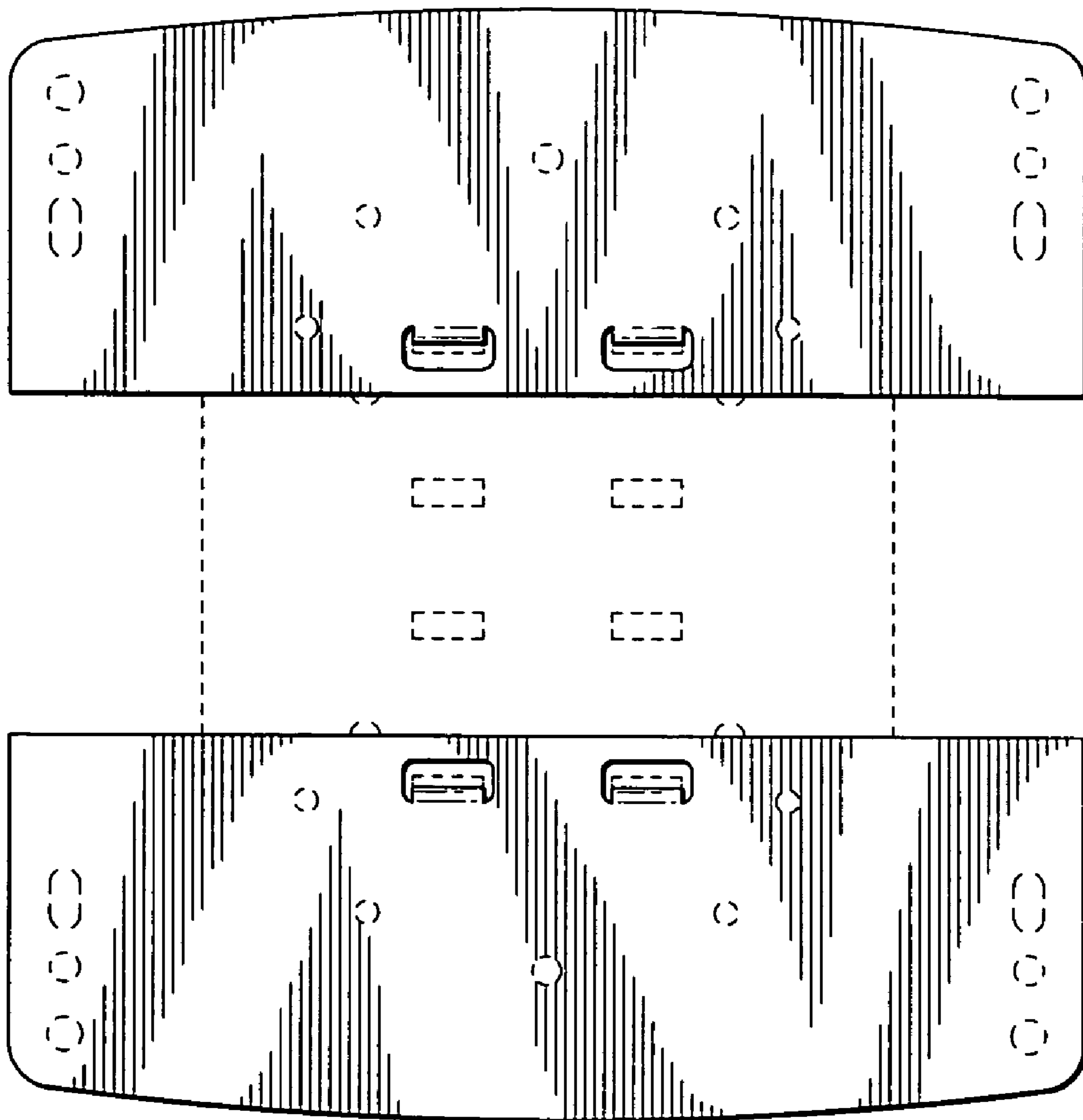


FIG. 2

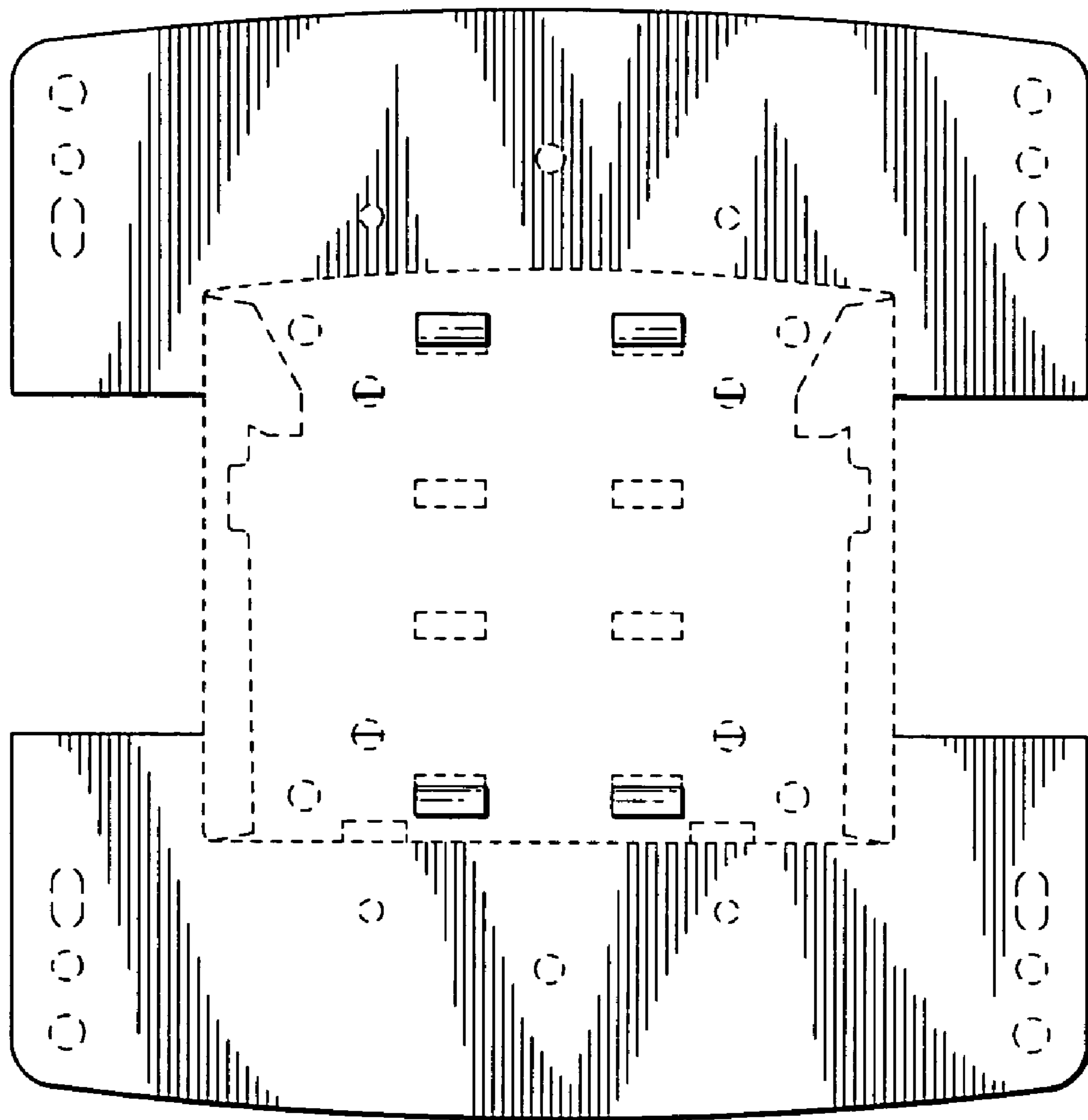


FIG. 3




FIG. 4

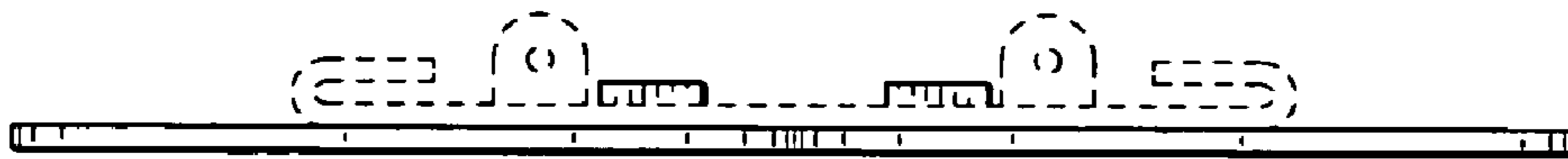


FIG. 5

