

US00D599351S

(12) **United States Design Patent**
Manalo

(10) **Patent No.:** **US D599,351 S**

(45) **Date of Patent:** **** Sep. 1, 2009**

(54) **KEYBOARD**

(75) Inventor: **Gil Manalo**, Redmond, WA (US)

(73) Assignee: **Microsoft Corporation**, Redmond, WA (US)

(**) Term: **14 Years**

(21) Appl. No.: **29/320,520**

(22) Filed: **Jun. 27, 2008**

(51) **LOC (9) Cl.** **14-02**

(52) **U.S. Cl.** **D14/393**

(58) **Field of Classification Search** D14/391-399;
D18/1, 2, 7; 178/17 A, 17 C; 200/5 A, 5 R,
200/6 A, 6 R; 235/145 A, 145 R; 345/160,
345/168, 169, 173; 341/22, 23; 400/484-489,
400/492; D24/158

See application file for complete search history.

(56) **References Cited**

U.S. PATENT DOCUMENTS

- 5,228,791 A * 7/1993 Fort 400/489
- D340,445 S * 10/1993 Marquardt et al. D14/393
- D386,172 S * 11/1997 Kawauchi et al. D14/395
- D401,924 S * 12/1998 Esslinger et al. D14/393

- D487,267 S * 3/2004 Wei D14/396
- D516,558 S * 3/2006 Neal et al. D14/396
- D523,146 S * 6/2006 Ogiwara D24/158
- D554,258 S * 10/2007 Ogiwara D24/158
- 2005/0140654 A1 * 6/2005 Chen 345/168
- 2007/0285395 A1 * 12/2007 Hargreaves et al. 345/168

* cited by examiner

Primary Examiner—Freda S Nunn

(74) *Attorney, Agent, or Firm*—Banner & Witcoff, Ltd.

(57) **CLAIM**

The ornamental design for a keyboard, as shown and described.

DESCRIPTION

FIG. 1 is a front perspective view of a keyboard showing our new design;

FIG. 2 is a top plan view thereof;

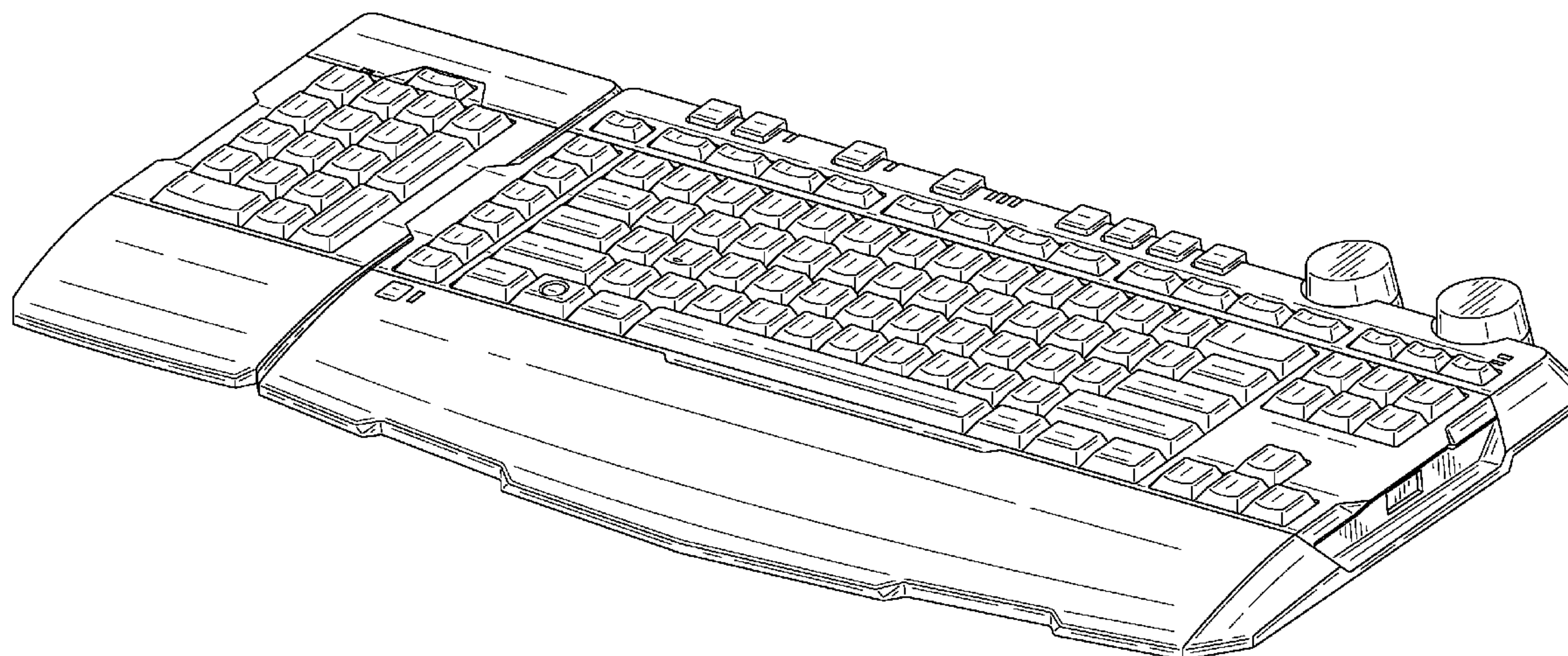
FIG. 3 is a front view thereof;

FIG. 4 is a rear view thereof;

FIG. 5 is a right side view thereof; and,

FIG. 6 is a left side view thereof.

1 Claim, 4 Drawing Sheets



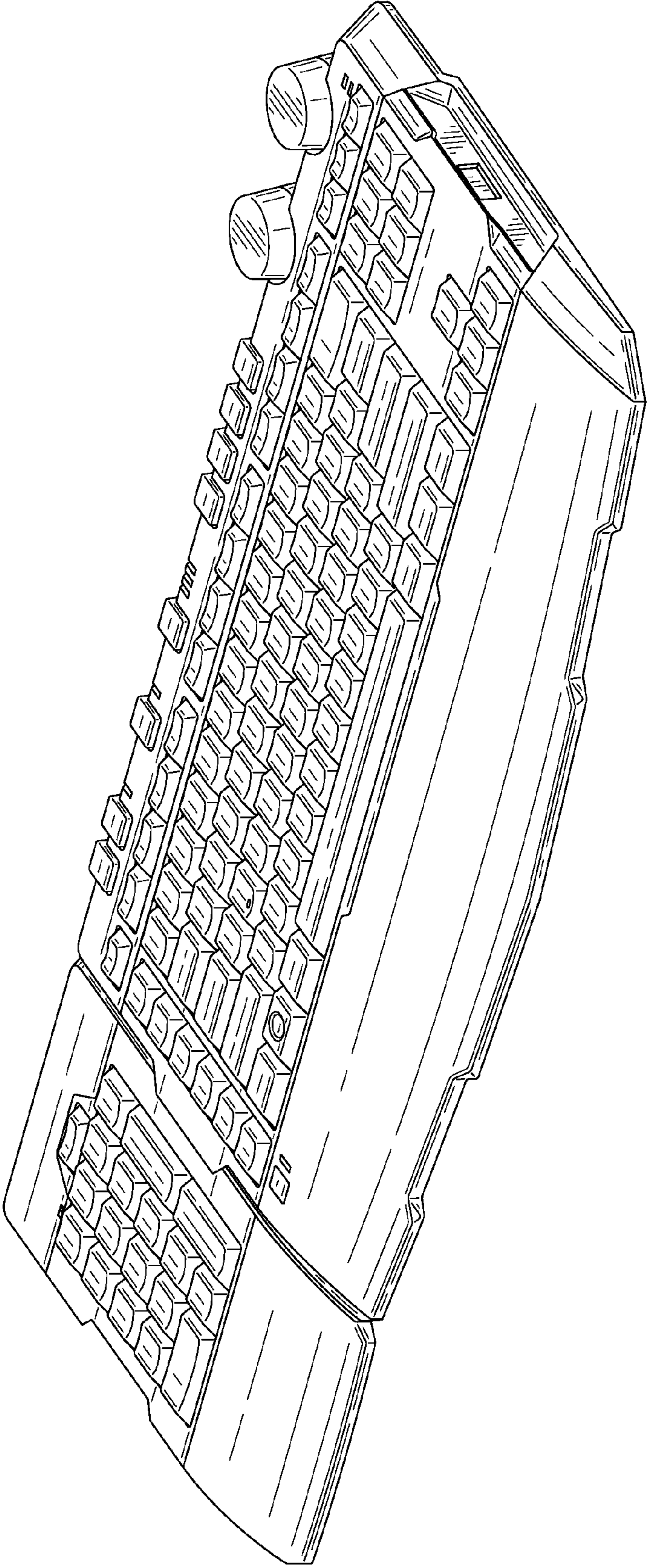


FIG. 1

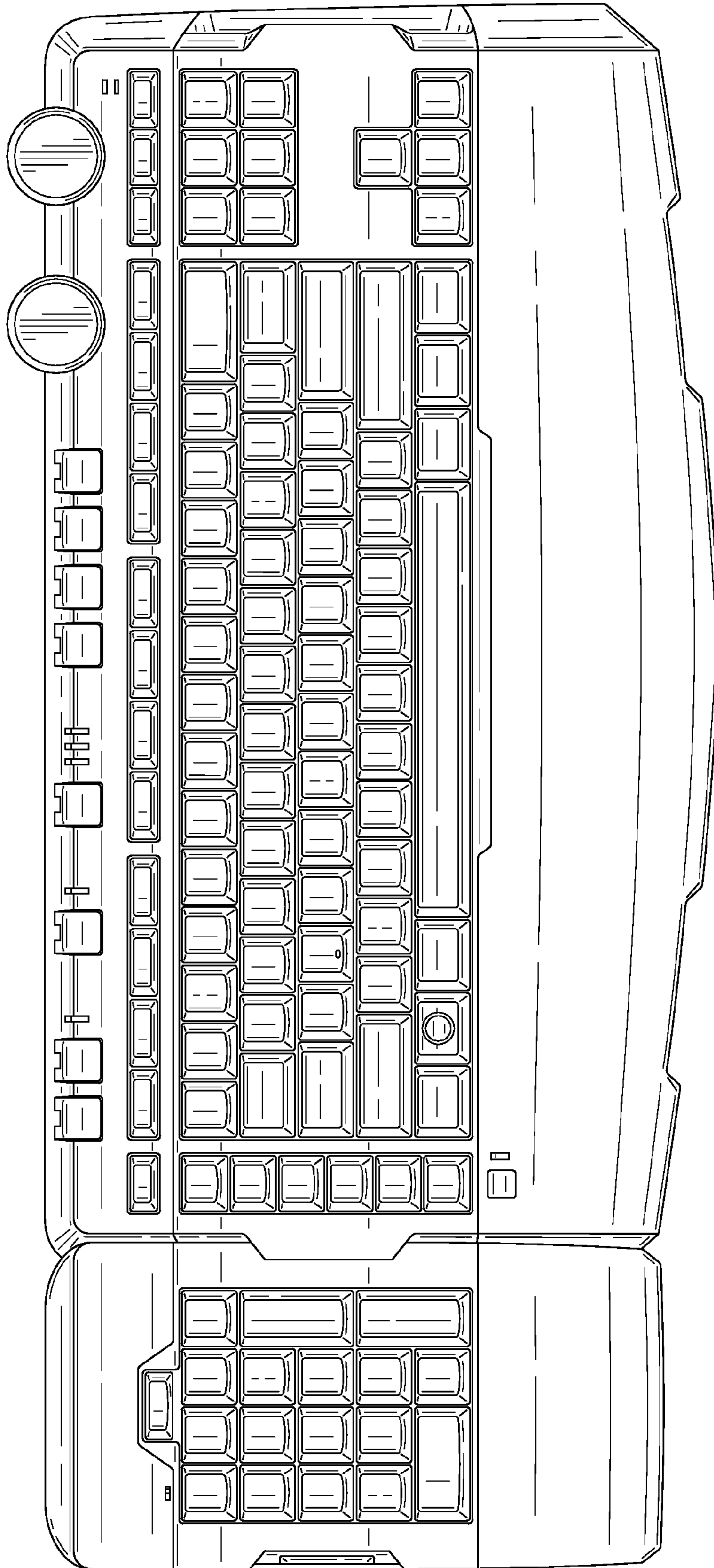


FIG. 2

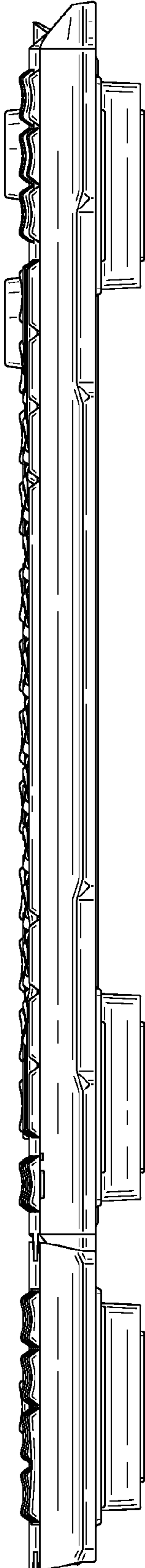


FIG. 3

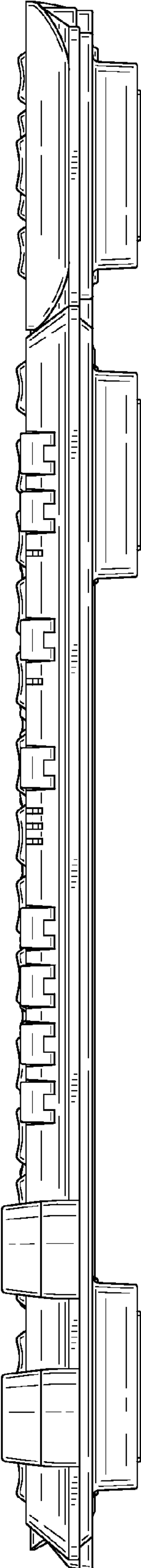


FIG. 4

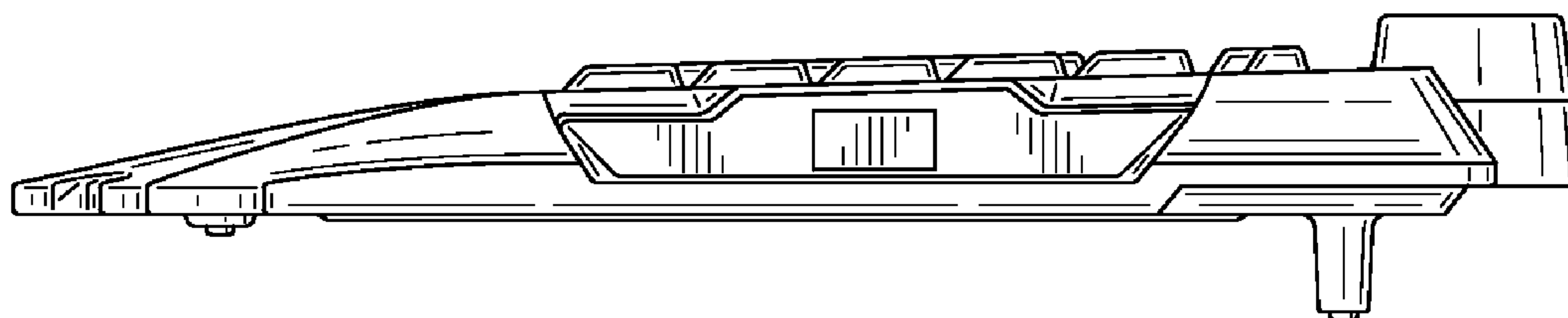


FIG. 5

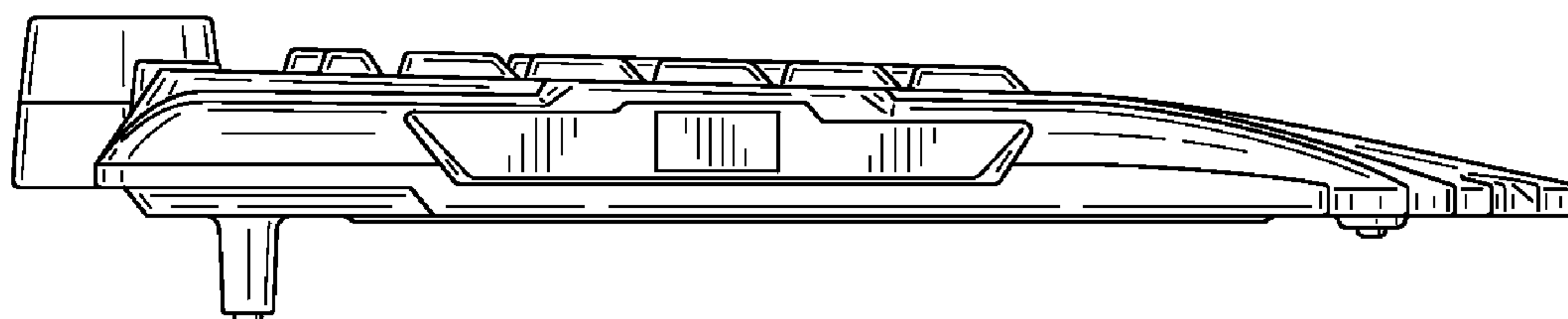


FIG. 6