



US00D599346S

(12) **United States Design Patent**  
**Thia et al.**

(10) **Patent No.:** **US D599,346 S**

(45) **Date of Patent:** **\*\* Sep. 1, 2009**

(54) **USB STORAGE DEVICE HOUSING**

(75) Inventors: **Kong Beng Terang Thia**, Singapore (SG); **Wei Loon Ng**, Singapore (SG); **Pei Koh Lee**, Singapore (SG); **Kah Liang Gan**, Singapore (SG)

(73) Assignee: **Seagate Technology LLC**, Scotts Valley, CA (US)

(\*\*) Term: **14 Years**

(21) Appl. No.: **29/317,385**

(22) Filed: **Apr. 29, 2008**

(51) **LOC (9) Cl.** ..... **14-02**

(52) **U.S. Cl.** ..... **D14/356**

(58) **Field of Classification Search** ..... D14/411, D14/384-385, 518, 348-349, 432-436, 299, D14/402, 242, 351-358, 496, 155-156, 240, D14/301, 313, 363, 368, 370, 137, 167-168; D3/201, 273; D13/149, 184; 710/300-301; 439/131, 136, 140-141; 361/684-686; 360/97.01  
See application file for complete search history.

(56) **References Cited**

**U.S. PATENT DOCUMENTS**

D272,342 S *	1/1984	Cheng	.....	D14/435
4,496,155 A	1/1985	Goldfarb	.....	273/153
D354,752 S *	1/1995	Johnson et al.	.....	D14/240
D391,239 S *	2/1998	Carlson	.....	D14/368
D398,920 S *	9/1998	Yen	.....	D14/358
D412,326 S *	7/1999	Gianfagna et al.	.....	D14/435
D436,596 S *	1/2001	Ito et al.	.....	D14/434
D439,588 S *	3/2001	Bergstrom et al.	.....	D16/203
D444,788 S	7/2001	Do et al.	.....	D14/433

6,301,103 B1 *	10/2001	Abboud	.....	361/686
D462,954 S *	9/2002	Chen	.....	D14/299
D481,389 S *	10/2003	Owen	.....	D14/358
6,705,890 B2	3/2004	Kitou et al.	.....	439/528
6,722,917 B2	4/2004	Huang	.....	439/501
D518,640 S *	4/2006	Hoofnagle	.....	D3/273
D525,240 S *	7/2006	Hales et al.	.....	D14/240
7,104,816 B1	9/2006	Wang	.....	439/136
D551,847 S *	10/2007	Yeap et al.	.....	D3/201

\* cited by examiner

*Primary Examiner*—Cathron C Brooks

*Assistant Examiner*—Karen E Kearney

(74) *Attorney, Agent, or Firm*—Westman, Champlin & Kelly, P.A.

(57) **CLAIM**

The ornamental design for a USB storage device housing, as shown and described.

**DESCRIPTION**

FIG. 1 is top perspective view;

FIG. 2 is a bottom perspective view;

FIG. 3 is a right side view;

FIG. 4 is a left side view;

FIG. 5 is a front elevational view;

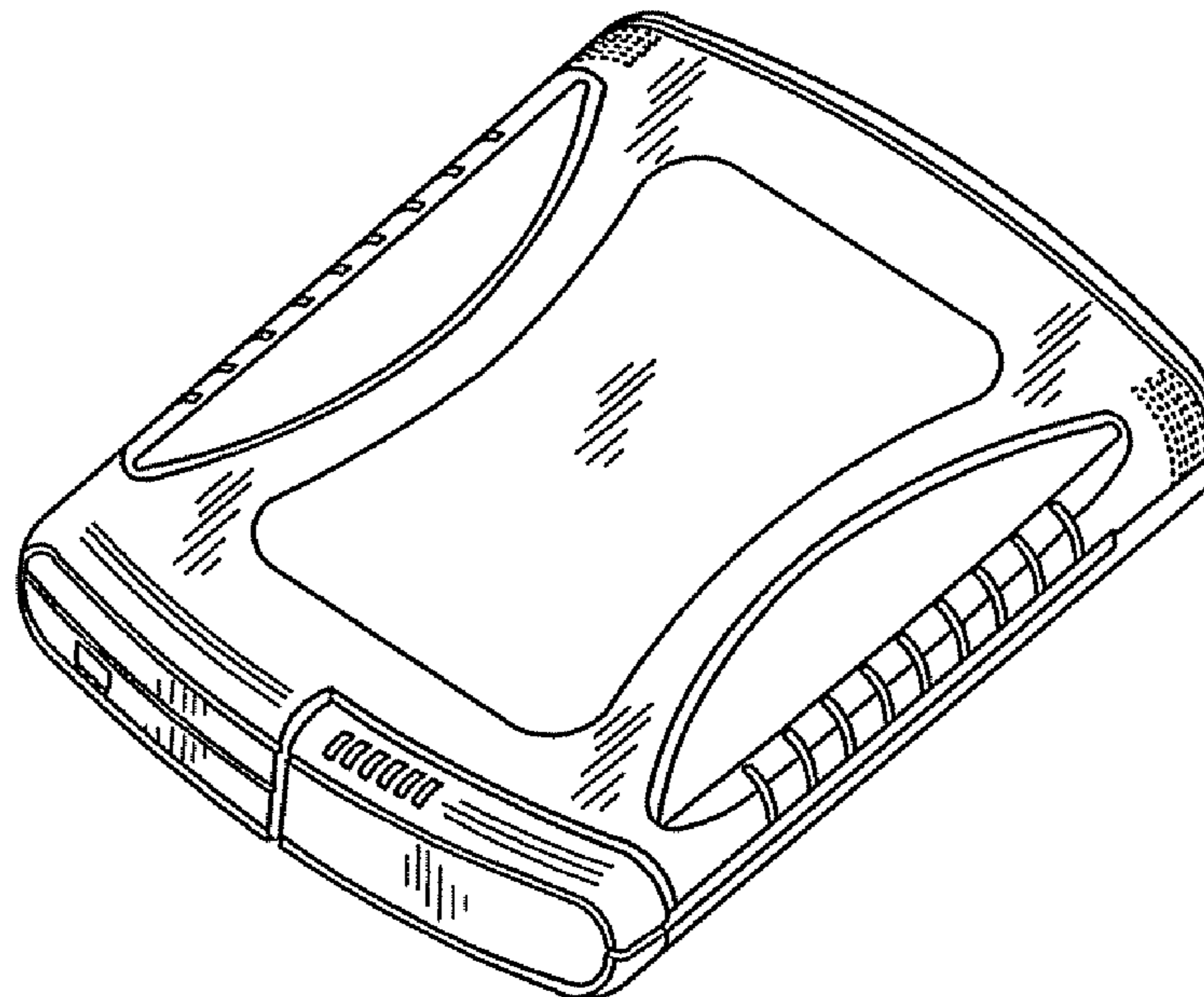
FIG. 6 is a rear elevational view;

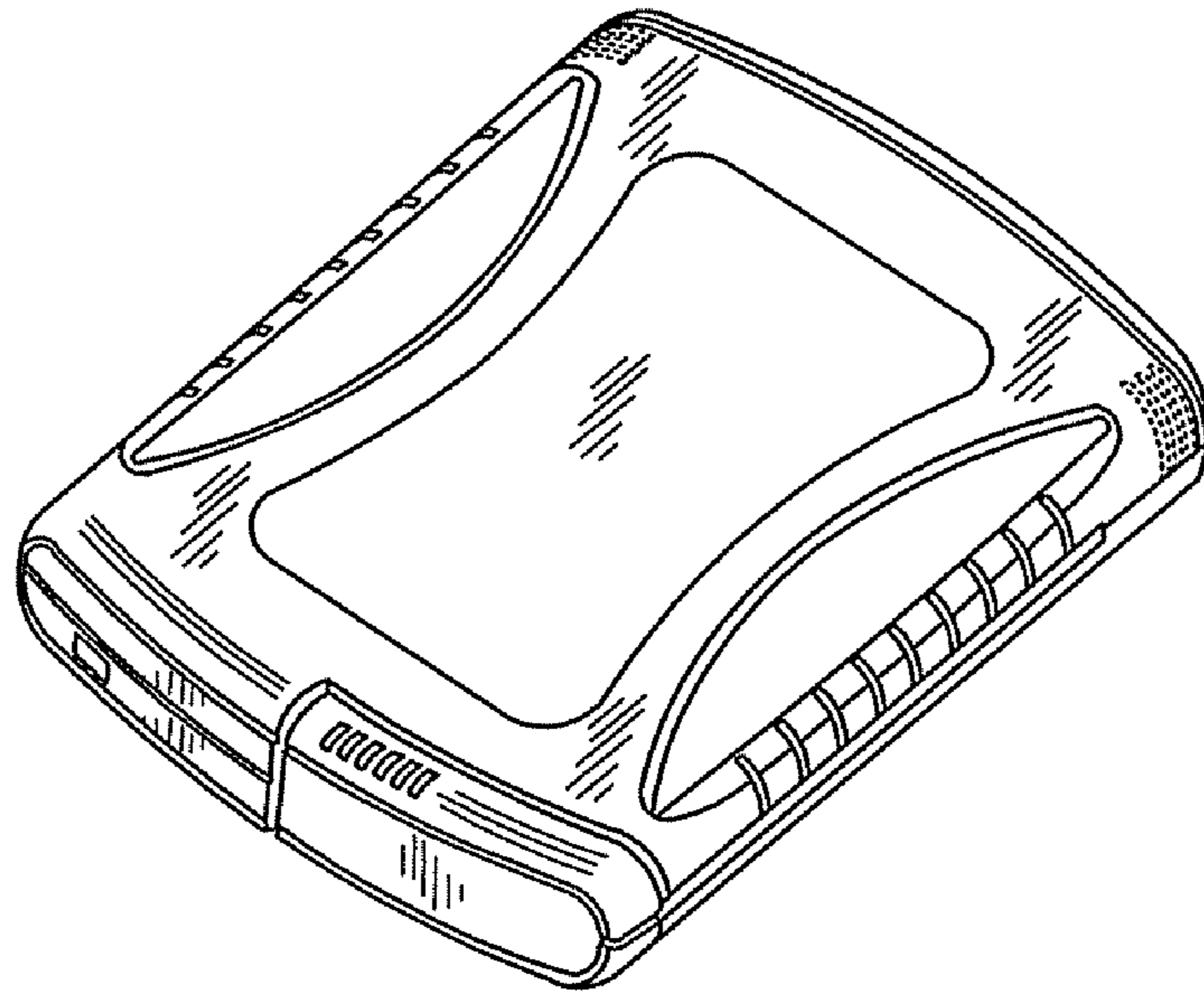
FIG. 7 is a top plan view; and,

FIG. 8 is a bottom plan view.

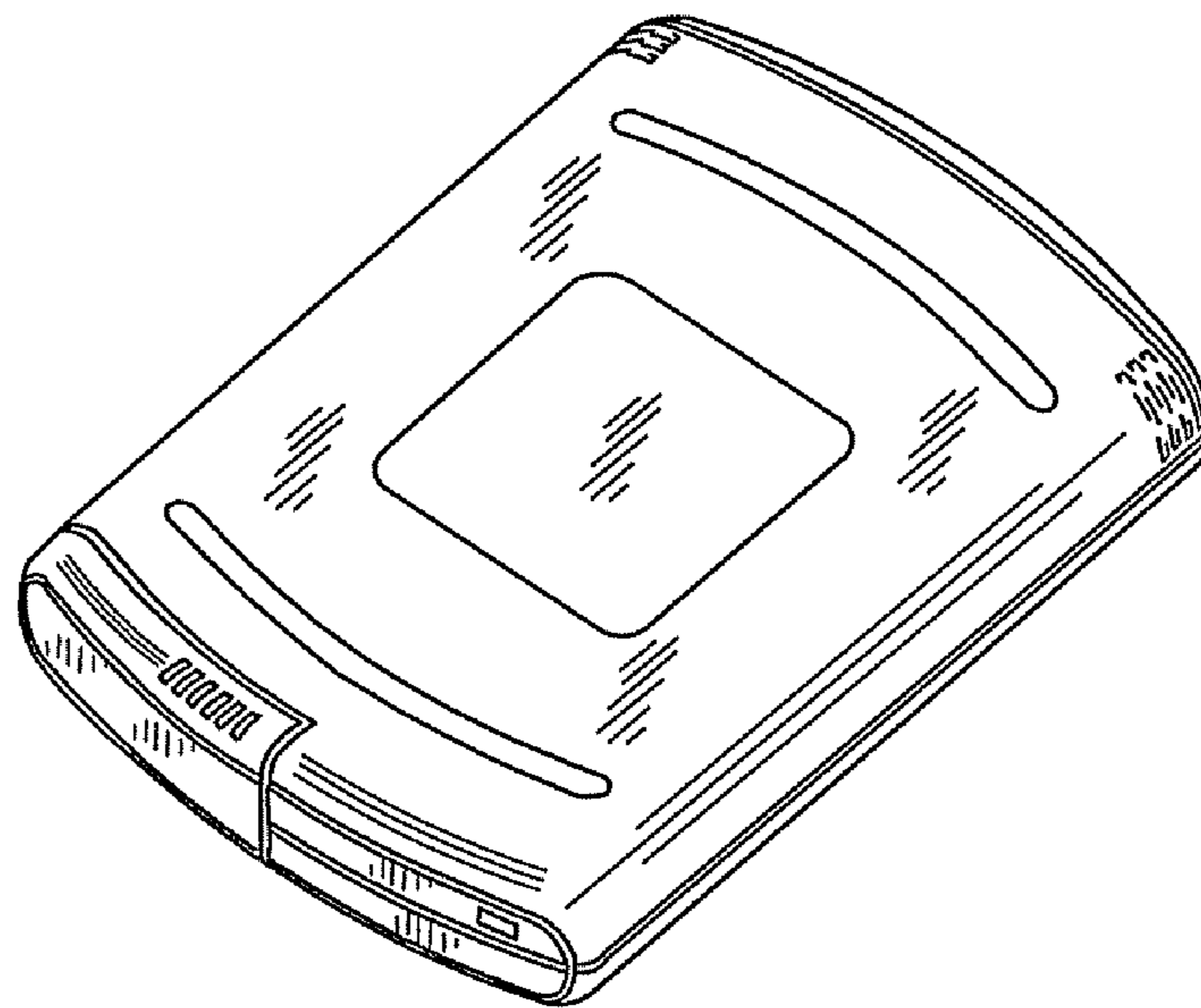
The broken lines are included for the purpose of illustrating unclaimed portions and form no part of the claimed design.

**1 Claim, 5 Drawing Sheets**

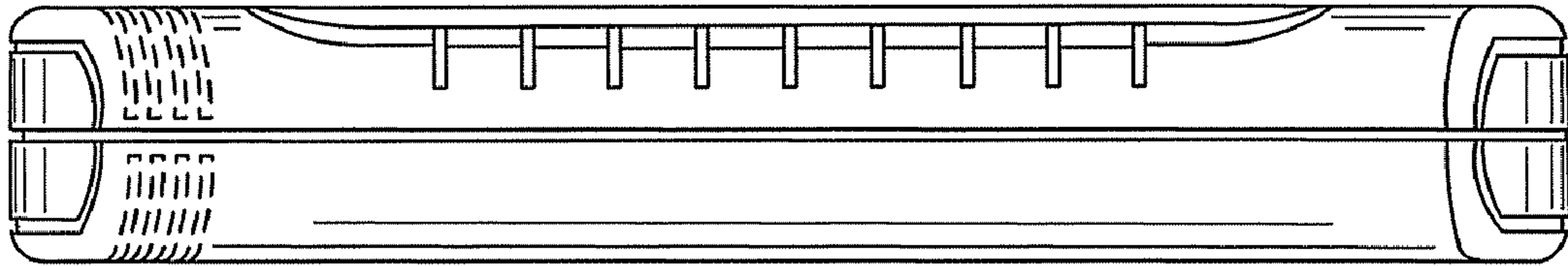




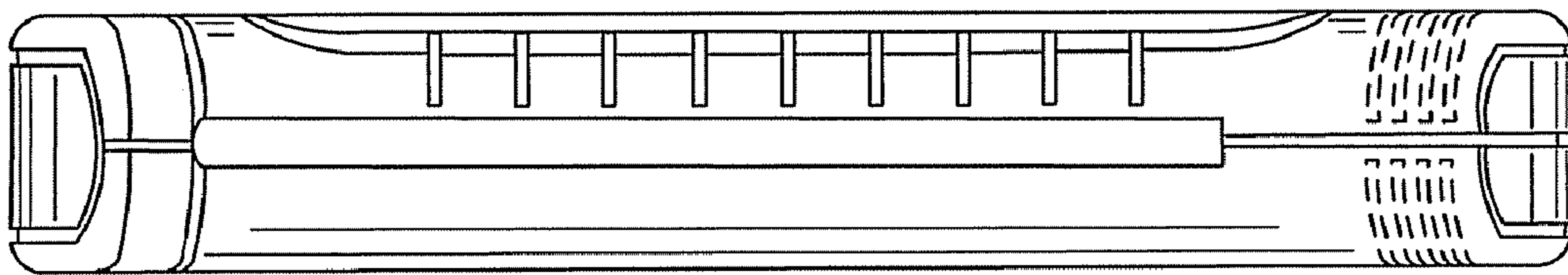
*FIG. 1*



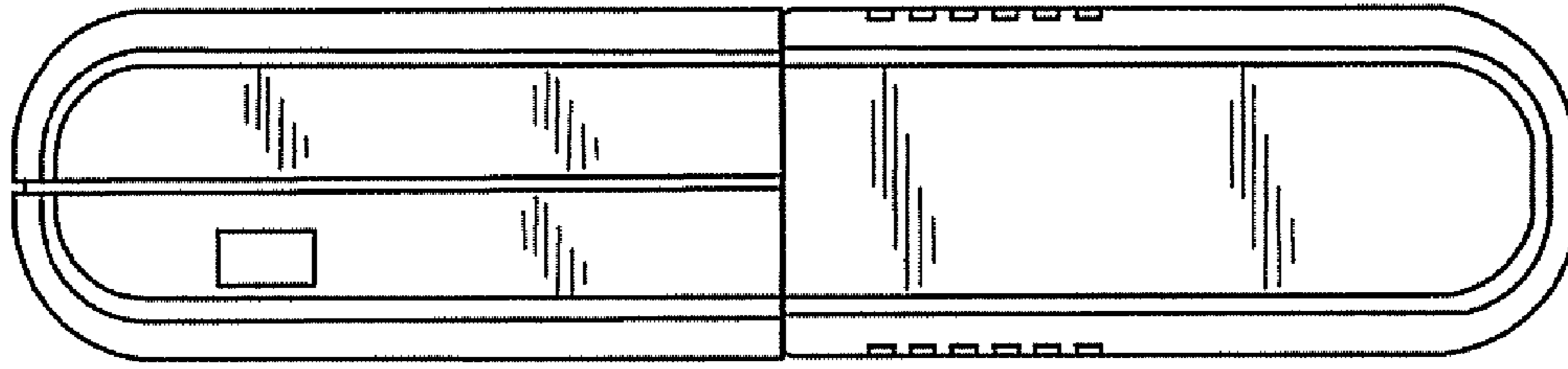
*FIG. 2*



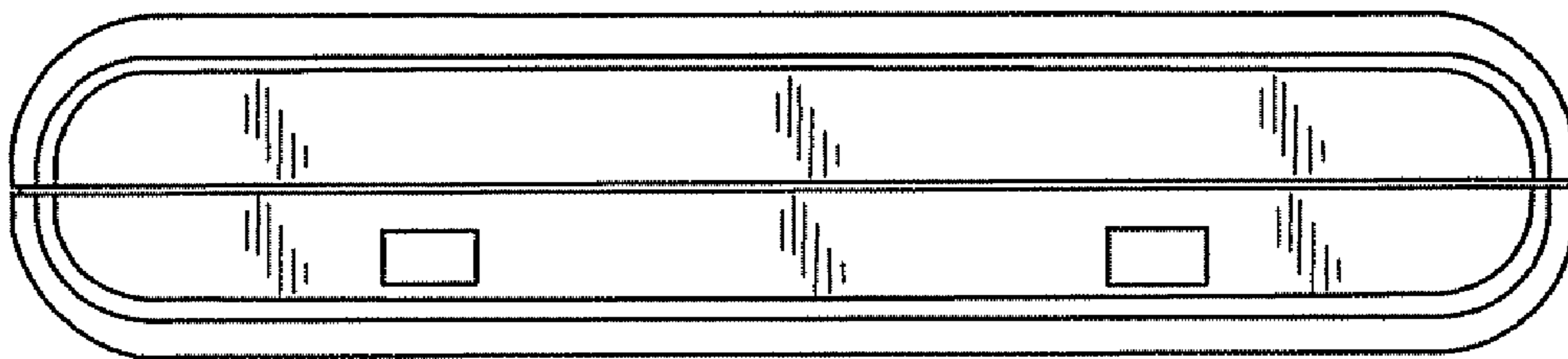
*FIG. 3*



*FIG. 4*

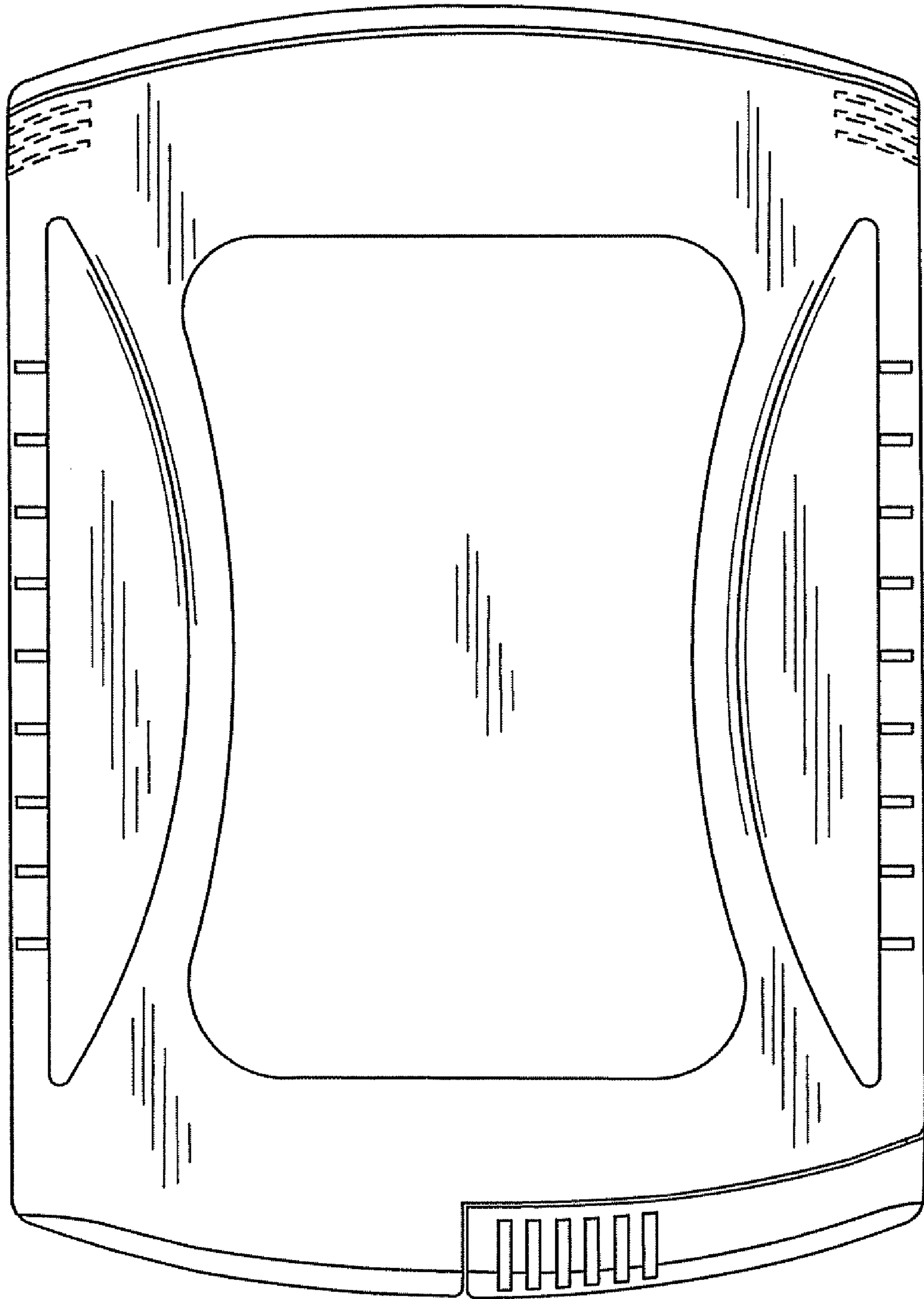


*FIG. 5*

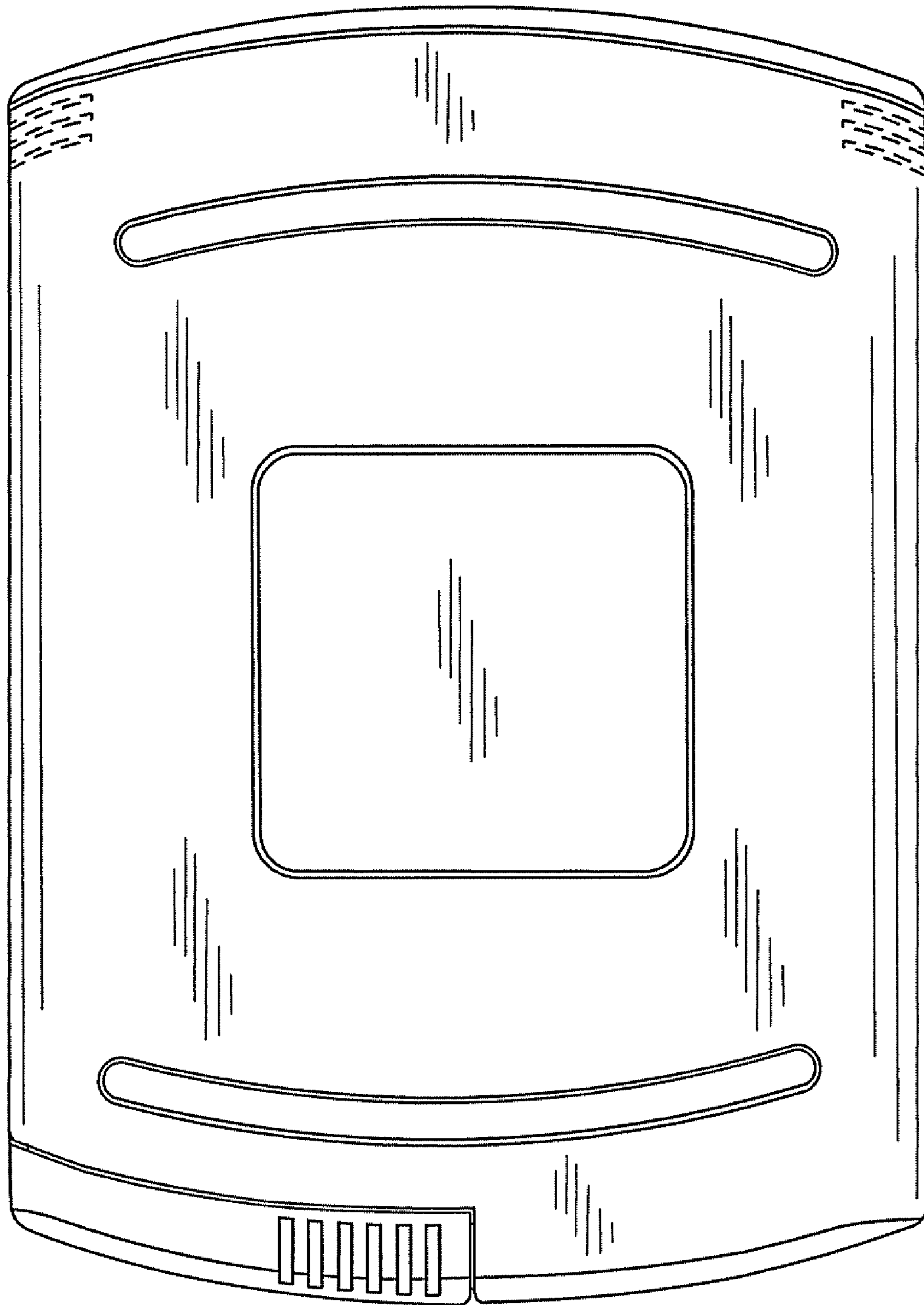


*FIG. 6*





*FIG. 7*



*FIG. 8*