



US00D599338S

(12) **United States Design Patent**
Eguchi

(10) **Patent No.:** **US D599,338 S**
(45) **Date of Patent:** **** Sep. 1, 2009**

(54) **HANDSET CAMERA**

(75) Inventor: **Shunjiro Eguchi**, Espoo (FI)

(73) Assignee: **Nokia Corporation**, Espoo (FI)

(**) Term: **14 Years**

(21) Appl. No.: **29/328,349**

(22) Filed: **Nov. 21, 2008**

(51) **LOC (9) Cl.** **14-03**

(52) **U.S. Cl.** **D14/248; D16/208**

(58) **Field of Classification Search** D14/137,
D14/138 AA, 138 AB, 138 AC, 138 AD,
D14/138 C, 138 G, 138 R, 147-148, 156,
D14/218, 247-248, 341-347, 390, 399, 455-456,
D14/496, 172, 188, 191, 192, 194, 207, 209.1,
D14/214, 219, 225; D16/208, 217, 218,
D16/219; D21/329, 332, 333, 517; 348/14.01-14.02;
361/814; 379/433.01-433.13; 455/90.3,
455/556.1-556.2, 566, 575.1, 575.3, 575.4;
D13/164, 168, 108; 439/165; 343/702; 345/167,
345/168, 169

See application file for complete search history.

(56) **References Cited**

U.S. PATENT DOCUMENTS

- D359,747 S * 6/1995 Furuno et al. D16/209
- D553,594 S * 10/2007 Burns et al. D14/138 AD
- D560,631 S * 1/2008 Sheu et al. D14/138 AA
- D564,492 S * 3/2008 Lyles D14/138 AD
- D573,130 S * 7/2008 Kim et al. D14/138 AA
- D574,806 S * 8/2008 Lee et al. D14/138 AD
- D576,591 S * 9/2008 Aarras D14/138 AA
- D585,411 S * 1/2009 Eaton D14/138 G
- D587,669 S * 3/2009 Aarras D14/138 AA
- D589,015 S * 3/2009 Leith et al. D14/138 AD

- D590,383 S * 4/2009 Turner D14/248
- D590,384 S * 4/2009 McPhail D14/248
- 2008/0261665 A1 * 10/2008 Kwon 455/575.4

FOREIGN PATENT DOCUMENTS

- WO DM/068449 * 12/2006
- WO DM/070806 * 9/2008

* cited by examiner

Primary Examiner—Ian Simmons

Assistant Examiner—Carla Jobe Wright

(74) *Attorney, Agent, or Firm*—Banner & Witcoff, Ltd.

(57) **CLAIM**

The ornamental design for a handset camera, as shown and described.

DESCRIPTION

FIG. 1 is a perspective front view of a handset camera showing my new design;

FIG. 2 is a rear view thereof;

FIG. 3 is a front view thereof;

FIG. 4 is a right side view thereof;


FIG. 5 is a left side view thereof;

FIG. 6 is a top view thereof; and,

FIG. 7 is a bottom view thereof.

The broken line showing of the environmental structure of the handset in the drawing figures is for illustrative purposes only and forms no part of the claimed design. The depicted location and orientation the handset camera (shown in solid lines) relative to the boundary of the rear panel of the handset (shown in broken lines) is for illustrative purposes only and forms no part of the claimed design.

1 Claim, 5 Drawing Sheets



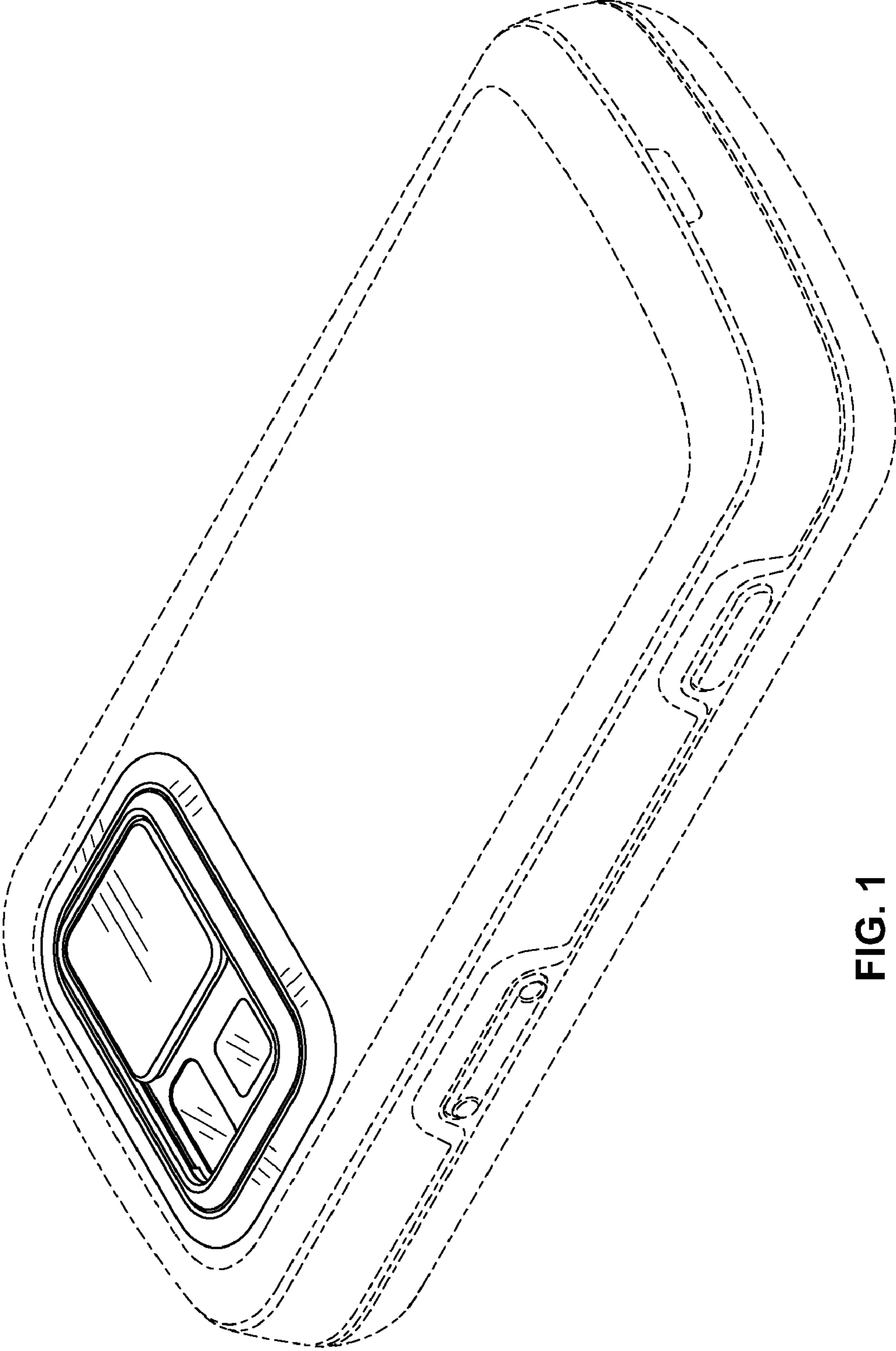


FIG. 1




FIG. 2




FIG. 3

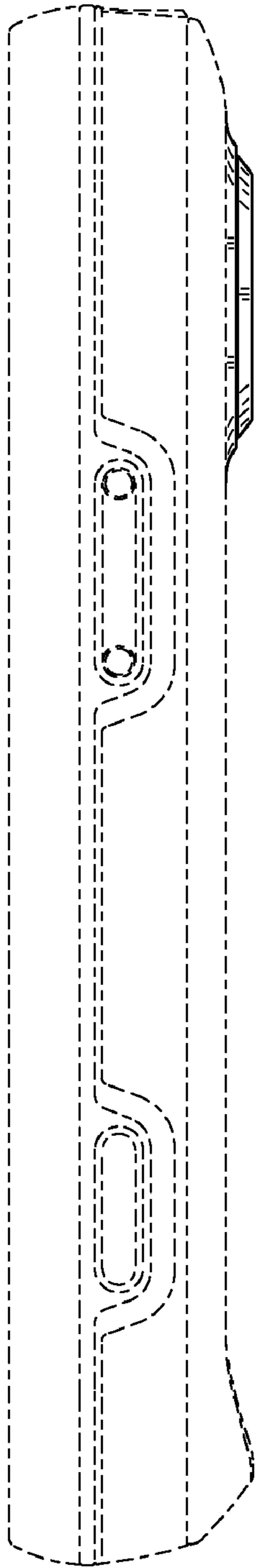


FIG. 4

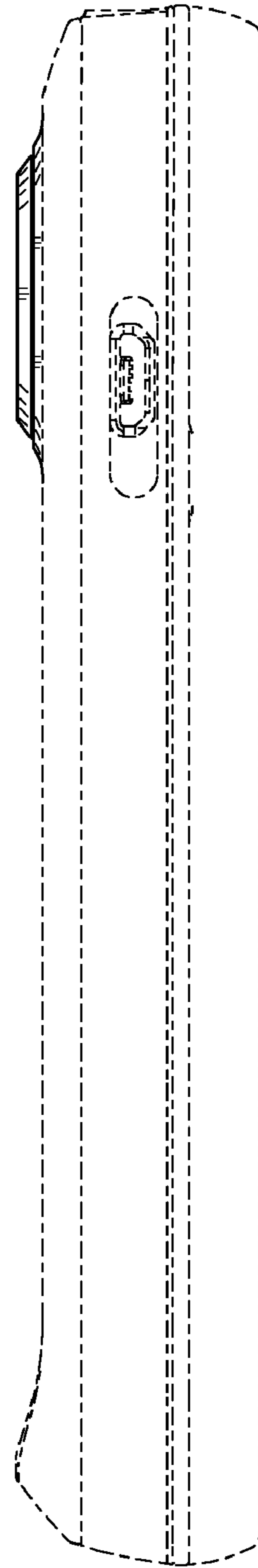


FIG. 5

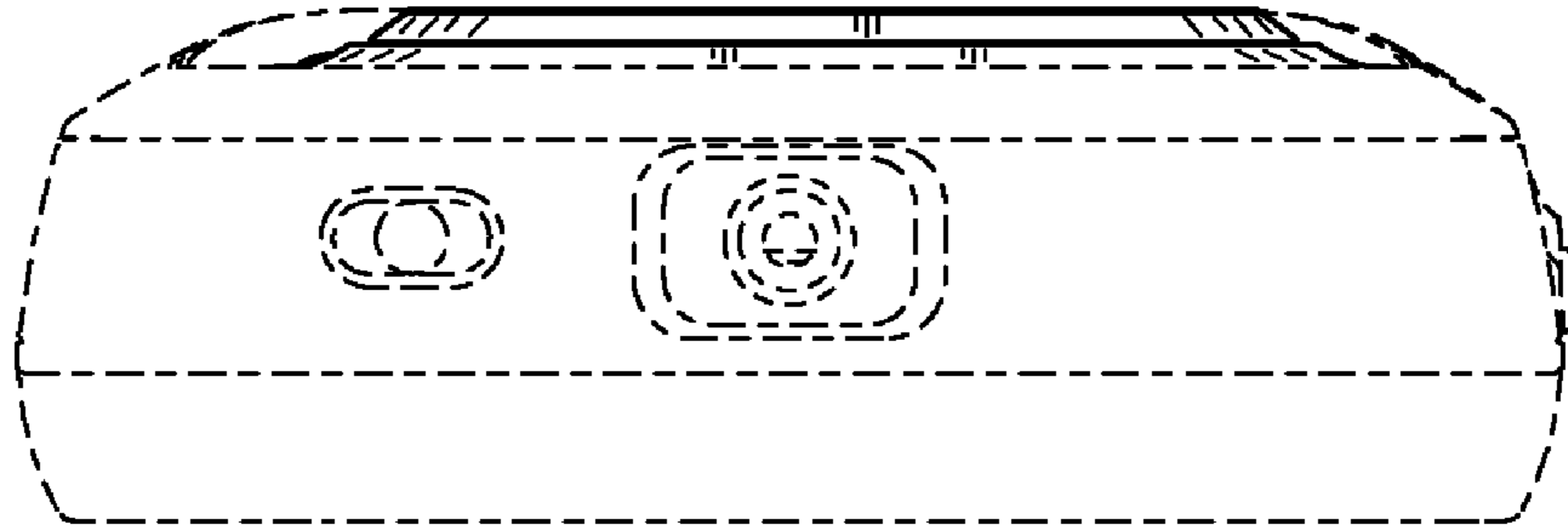


FIG. 6




FIG. 7