



US00D599314S

(12) **United States Design Patent**
Chiu

(10) **Patent No.:** **US D599,314 S**

(45) **Date of Patent:** **** Sep. 1, 2009**

(54) **DISPLAY**

D458,910 S * 6/2002 Kita D14/126

D483,360 S * 12/2003 Ma D14/371

D493,433 S * 7/2004 Esslinger et al. D14/129

(75) Inventor: **Yi-Chung Chiu**, Taoyuan (TW)

(73) Assignee: **Hannspree, Inc**, Taipei (TW)

(**) Term: **14 Years**

* cited by examiner

(21) Appl. No.: **29/330,816**

Primary Examiner—Raphael Barkai

(74) *Attorney, Agent, or Firm*—Apex Juris, pllc; Tracy M Heims

(22) Filed: **Jan. 14, 2009**

(51) **LOC (9) Cl.** **14-03**

(52) **U.S. Cl.** **D14/126**

(58) **Field of Classification Search** D14/125–134,
D14/239, 371, 136, 374–377, 440, 450, 448,
D14/336, 342; 312/7.2; 348/836, 838, 180,
348/184, 325, 739; 341/12; 248/917–924,
248/465; 345/104, 133, 156, 168, 87, 173;
720/605, 669, 600, 655; 369/99, 197; 455/344,
455/347; D21/329, 515, 577, 622, 333, 433,
D21/448, 452, 450, 331, 604, 605; D6/477,
D6/479; 273/148 B; 446/484, 175, 356;
D10/15, 26

See application file for complete search history.

(56) **References Cited**

U.S. PATENT DOCUMENTS

D412,166 S * 7/1999 Kumagai et al. D14/126

D453,747 S * 2/2002 Kita D14/126

(57) **CLAIM**

The ornamental design for a display, as shown.

DESCRIPTION

FIG. 1 is a front perspective view of a display showing my new design;

FIG. 2 is a front elevational view thereof;

FIG. 3 is a rear elevational view thereof;


FIG. 4 is a left side elevational view thereof;

FIG. 5 is a right side elevational view thereof;

FIG. 6 is a top plan view thereof; and,

FIG. 7 is a bottom plan view thereof.

1 Claim, 5 Drawing Sheets






Fig. 1

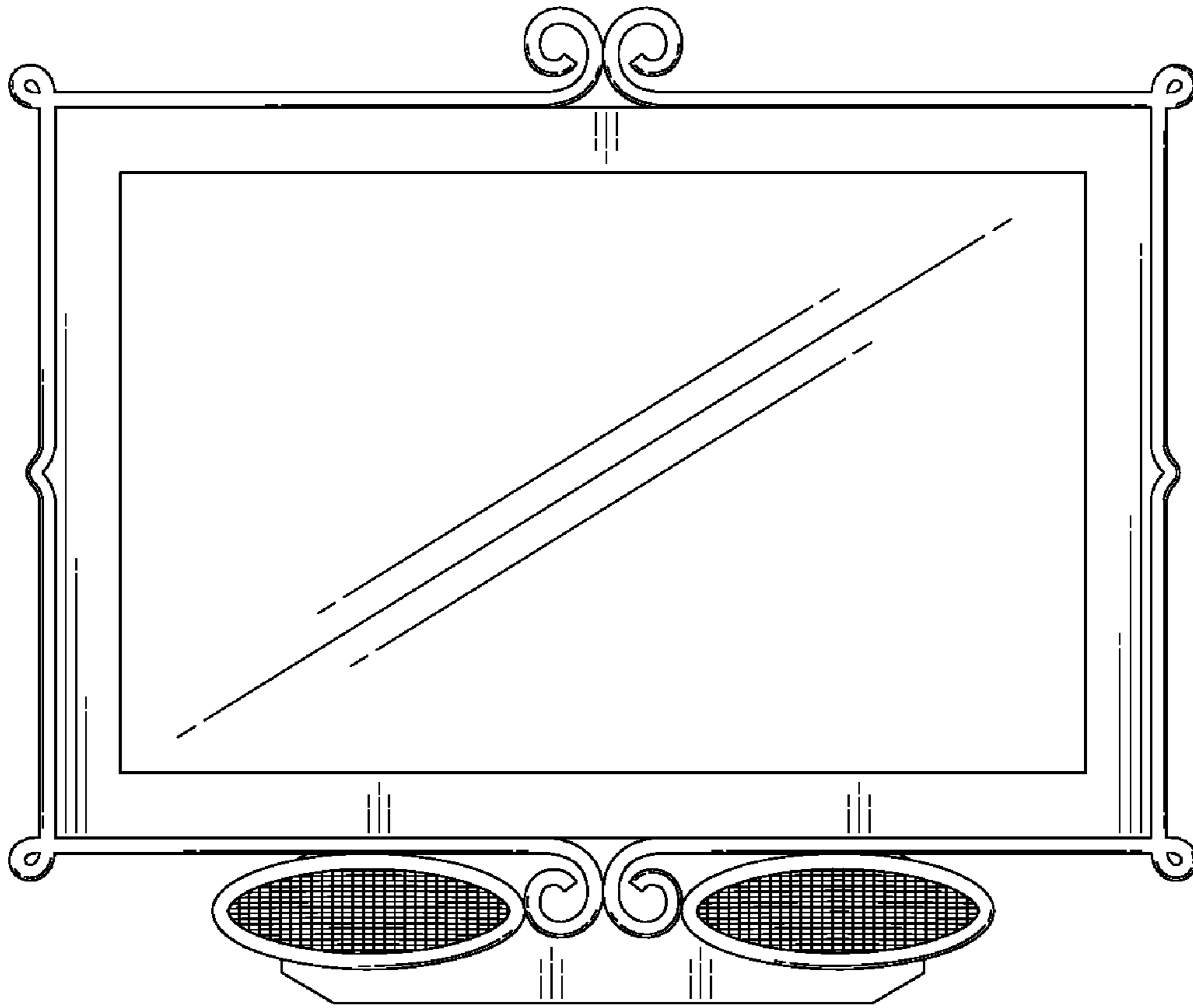


Fig. 2

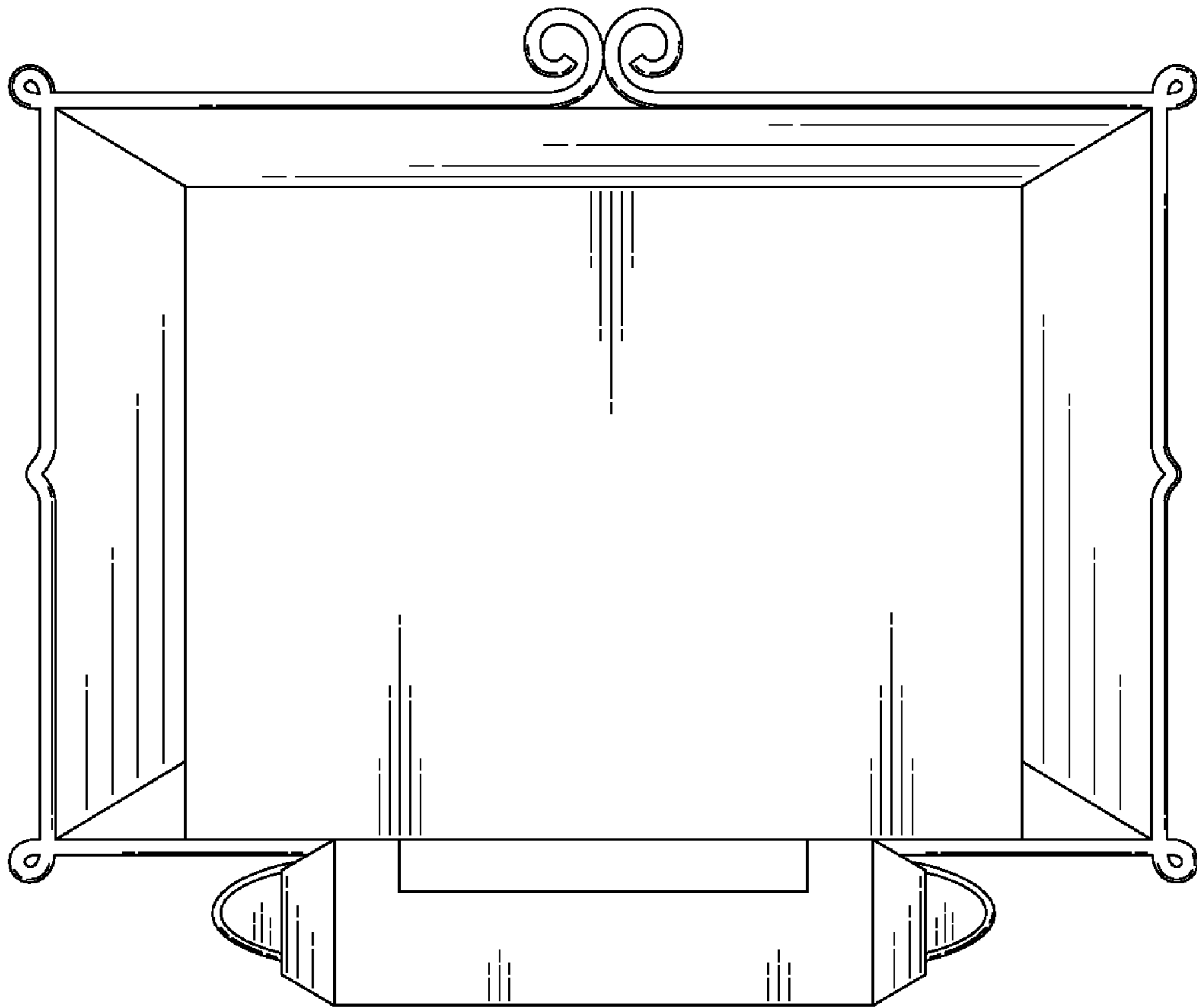


Fig. 3

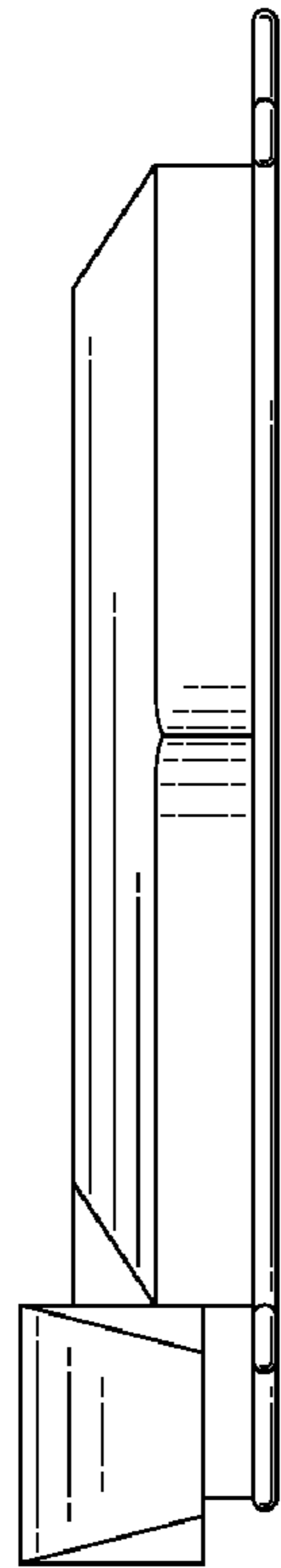


Fig. 4

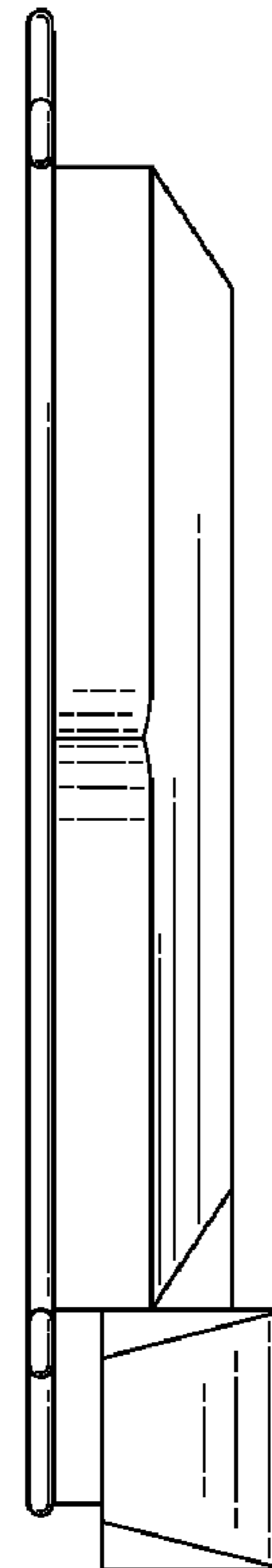


Fig. 5

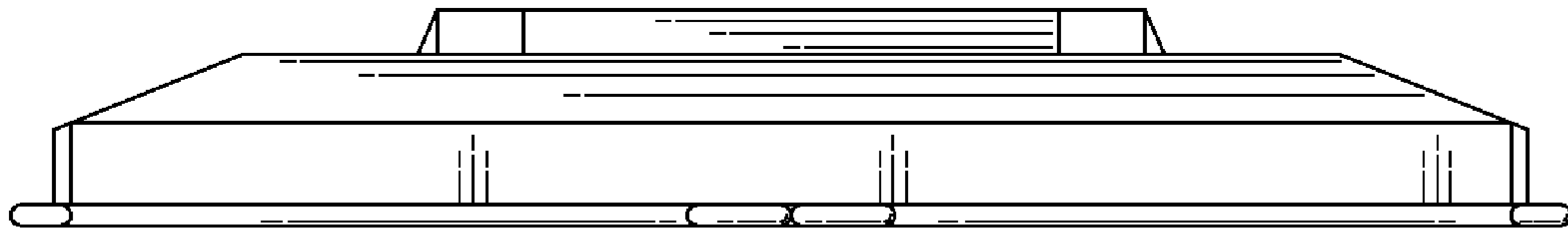


Fig. 6

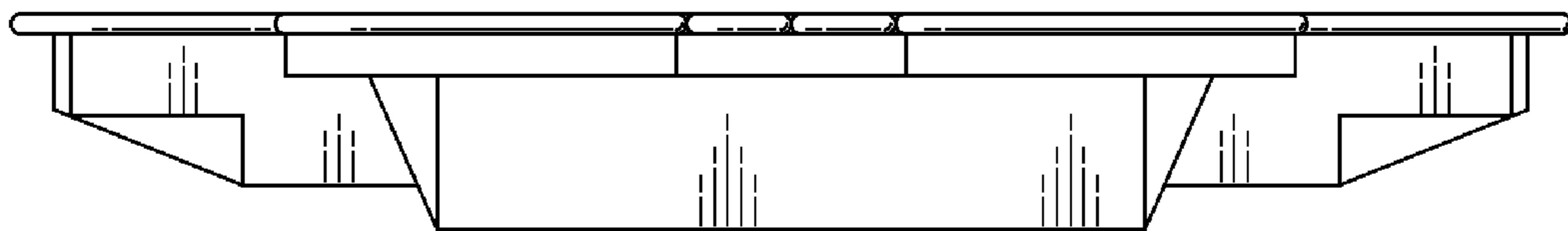


Fig. 7