

US00D599302S

(12) **United States Design Patent**
Magoni

(10) **Patent No.:** **US D599,302 S**
(45) **Date of Patent:** **** Sep. 1, 2009**

(54) **CIRCUIT BREAKER**

(75) Inventor: **Stefano Magoni**, Bergamo (IT)

(73) Assignee: **ABB Technology AG**, Zurich (CH)

(**) Term: **14 Years**

(21) Appl. No.: **29/332,633**

(22) Filed: **Feb. 20, 2009**

Related U.S. Application Data

(62) Division of application No. 29/306,770, filed on Apr. 16, 2008, now Pat. No. Des. 589,002.

(30) **Foreign Application Priority Data**

Oct. 17, 2007 (EM) 000809934

(51) **LOC (9) Cl.** **13-03**

(52) **U.S. Cl.** **D13/160**

(58) **Field of Classification Search** D13/158,
D13/159, 160, 173, 177, 184, 199; 200/43.14,
200/50.01, 50.21-50.23, 51 R, 293, 400,
200/401; 361/42, 44, 45, 50, 71, 115, 608,
361/634

See application file for complete search history.

(56) **References Cited**

U.S. PATENT DOCUMENTS

D378,914 S * 4/1997 Smith et al. D13/160
D402,267 S * 12/1998 M'Sadoques D13/160
6,184,483 B1 * 2/2001 Coudert et al. 200/50.21
6,680,445 B1 * 1/2004 Oravetz et al. 200/50.33

7,064,283 B2 * 6/2006 Deylitz et al. 200/50.21
D562,777 S * 2/2008 Azzola et al. D13/160
2005/0167256 A1 * 8/2005 Ford et al. 200/400

FOREIGN PATENT DOCUMENTS

EM 000131446-0001 2/2004
EM 000131446-0002 2/2004

* cited by examiner

Primary Examiner—Daniel D Bui

Assistant Examiner—Thomas J Johannes

(74) *Attorney, Agent, or Firm*—Connolly Bove Lodge & Hutz LLP

(57) **CLAIM**

The ornamental design for circuit breaker, as shown and described.

DESCRIPTION

FIG. 1 is an isometric view of a circuit breaker, showing my new design;

FIG. 2 is a front view thereof;

FIG. 3 is a rear view thereof;

FIG. 4 is a left view thereof;

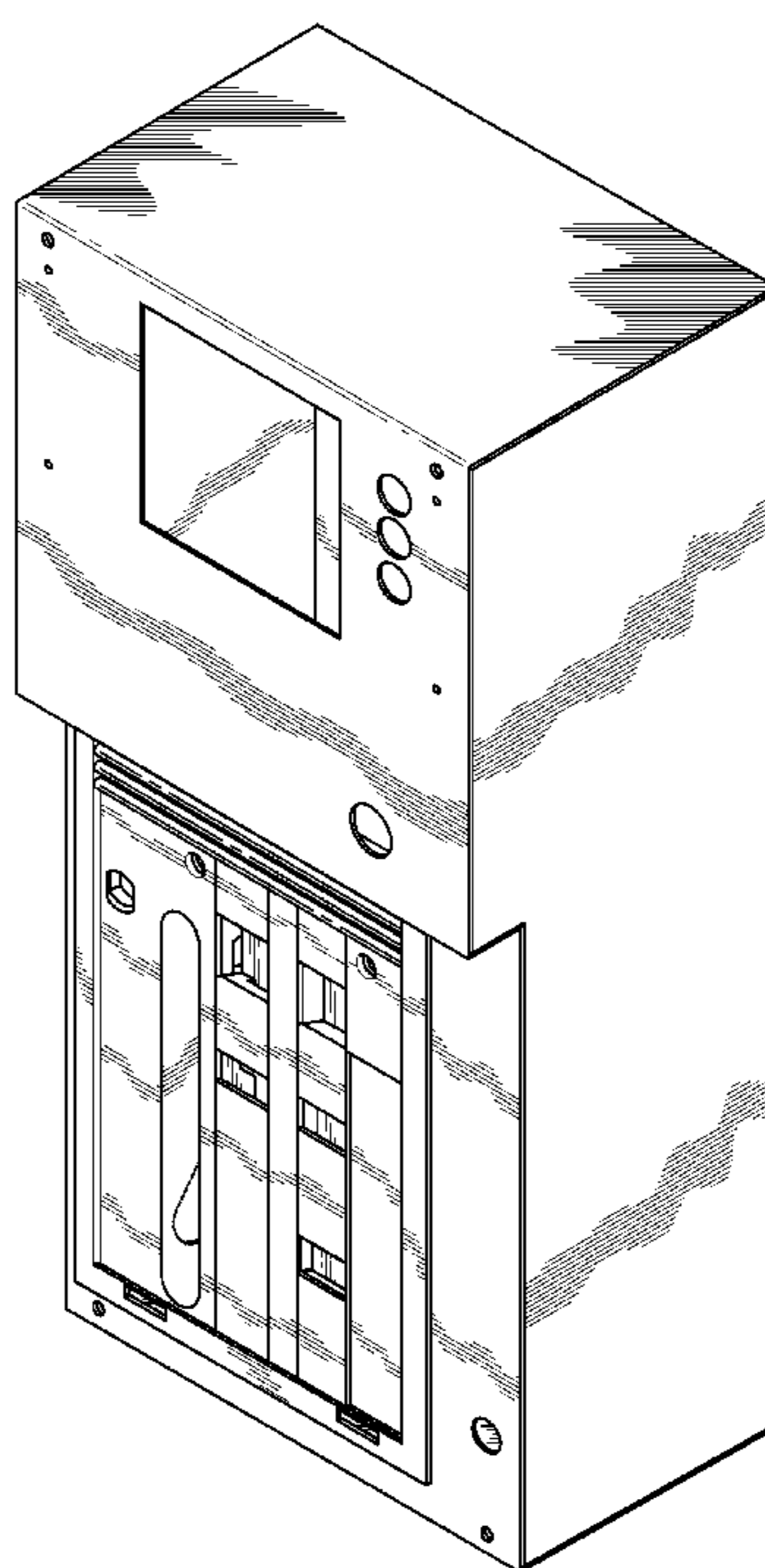
FIG. 5 is a right view thereof;

FIG. 6 is a top view thereof; and,

FIG. 7 is a bottom view thereof.

The broken line portion of the figure drawings is included to show unclaimed subject matter only and forms no part of the claimed design.

1 Claim, 7 Drawing Sheets



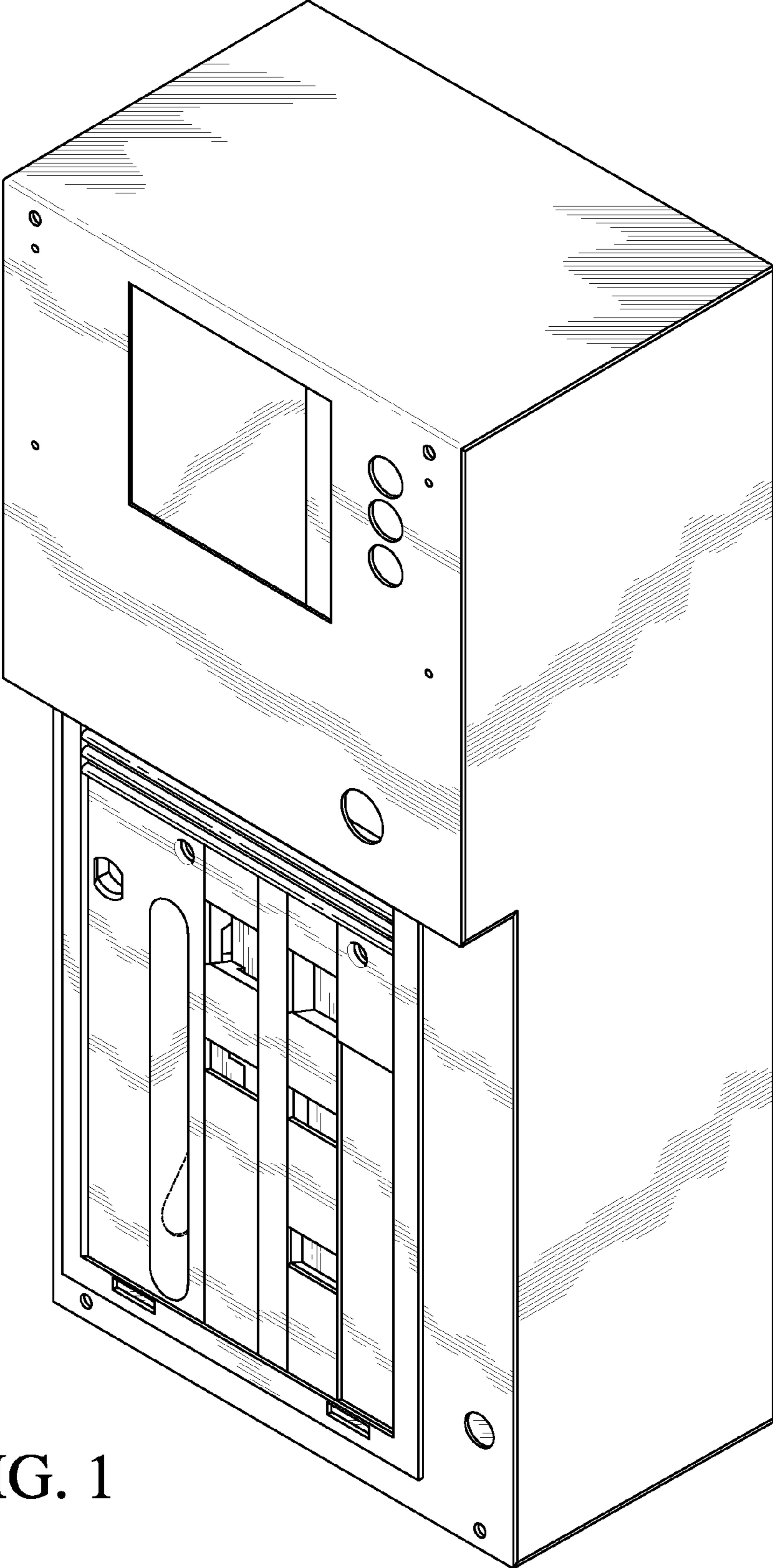


FIG. 1

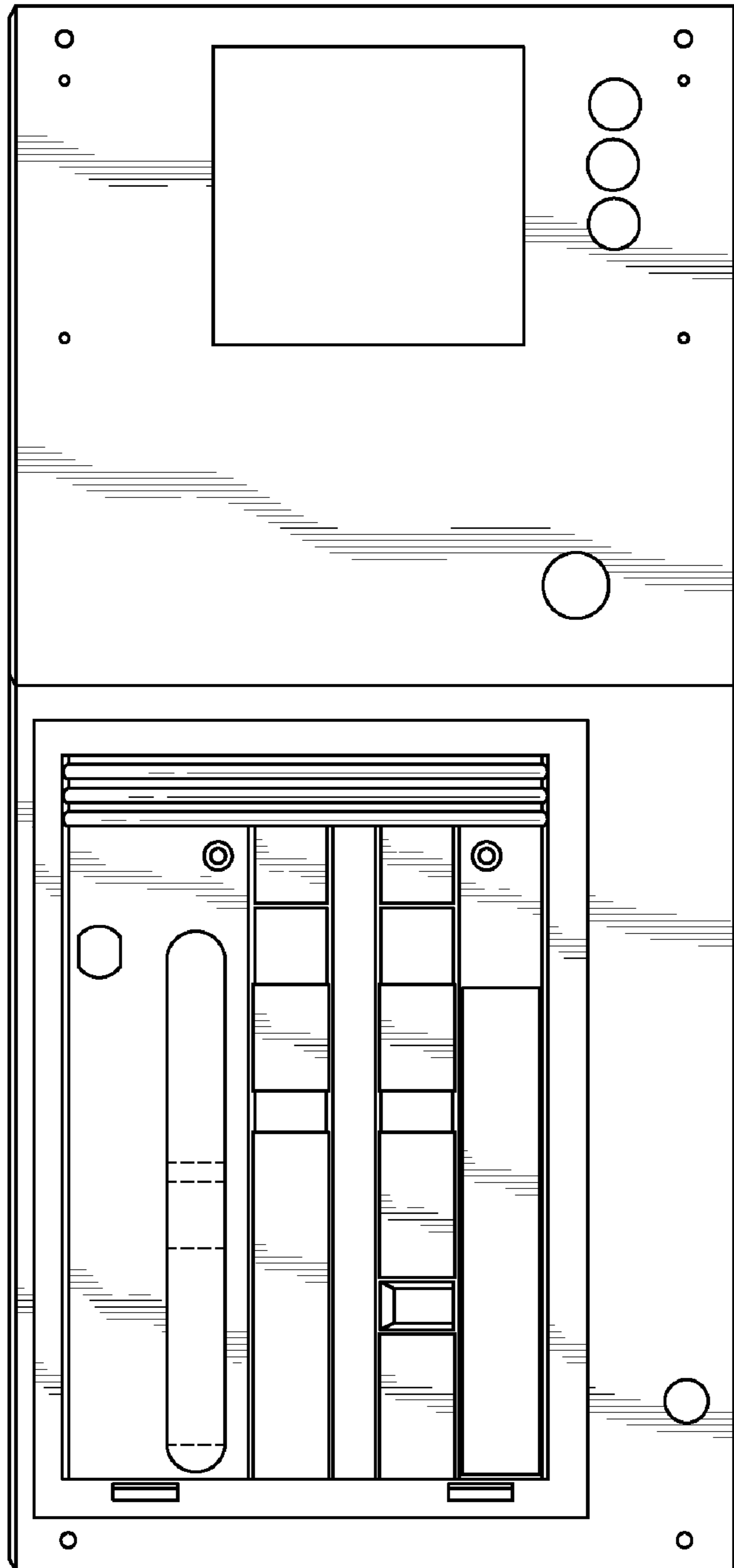


FIG. 2

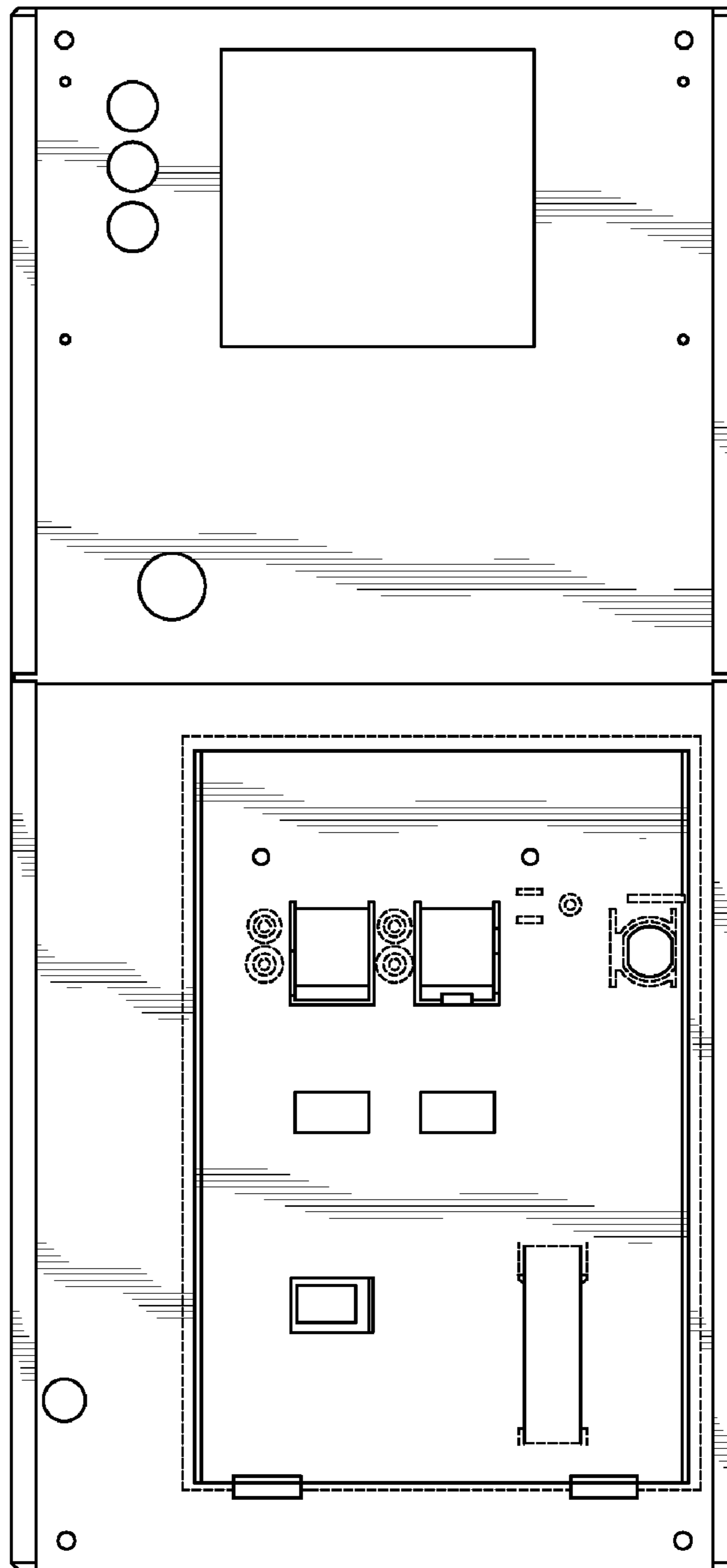


FIG. 3




FIG. 4

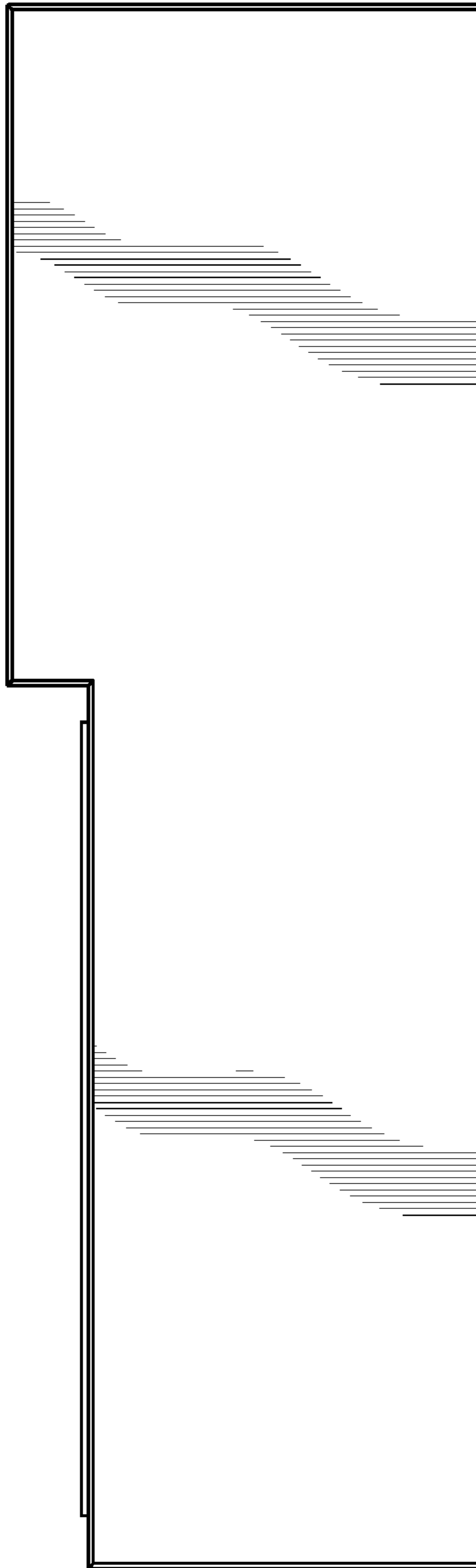


FIG. 5




FIG. 6

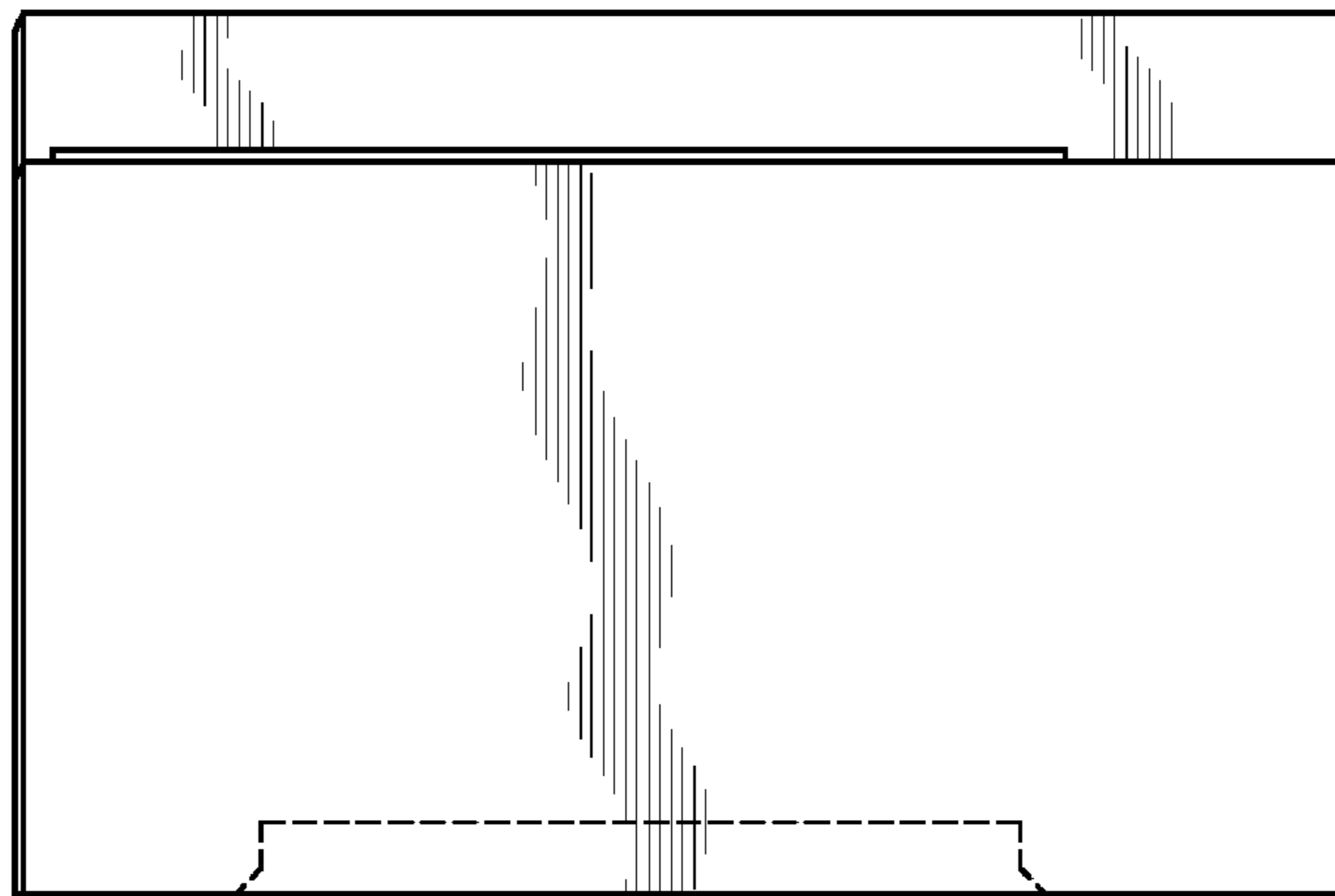


FIG. 7