



US00D599282S

(12) **United States Design Patent**
Nicolas

(10) **Patent No.:** **US D599,282 S**

(45) **Date of Patent:** **** Sep. 1, 2009**

- (54) **TIRE**
- (75) Inventor: **Bernard Robert Nicolas**, Arlon (BE)
- (73) Assignee: **The Goodyear Tire & Rubber Company**, Akron, OH (US)
- (**) Term: **14 Years**
- (21) Appl. No.: **29/326,110**
- (22) Filed: **Oct. 13, 2008**

D533,498 S	12/2006	Scheuren et al.	D12/588
D541,737 S	5/2007	Cazin-Bourguignon et al. .	D12/600
D554,053 S	10/2007	Feider et al.	D12/588
D583,309 S *	12/2008	Licht et al.	D12/588
D591,224 S *	4/2009	Ludwig et al.	D12/588

* cited by examiner

Primary Examiner—Stacia Cadmus

(74) *Attorney, Agent, or Firm*—Richard B. O’Planick

- (51) **LOC (9) Cl.** **12-15**
- (52) **U.S. Cl.** **D12/588**
- (58) **Field of Classification Search** D12/568,
D12/581–603, 900–901; 152/209.1, 209.8–209.18,
152/209.25–209.28, 455
See application file for complete search history.

(57) **CLAIM**

The ornamental design for a tire, as shown and described.

DESCRIPTION

FIG. 1 is a perspective view of a tire showing my new design, it being understood that the pattern repeats uniformly throughout the circumference of the tread;

FIG. 2 is a front elevational view thereof;

FIG. 3 is a right side elevational view thereof; the opposite side elevational view being identical thereto;

FIG. 4 is an enlarged fragmentary front elevational view thereof;

FIG. 5 is a perspective view of a second embodiment of a tire showing my new design, it being understood that the pattern repeats uniformly throughout the circumference of the tread and that the opposite side perspective view is identical thereto; and,

FIG. 6 is a front elevational view of a second embodiment, it being understood that an enlarged fragmentary view thereof would be substantially identical to that shown in FIG. 4, with the exception of the inclusion of the sidewall in solid lines.

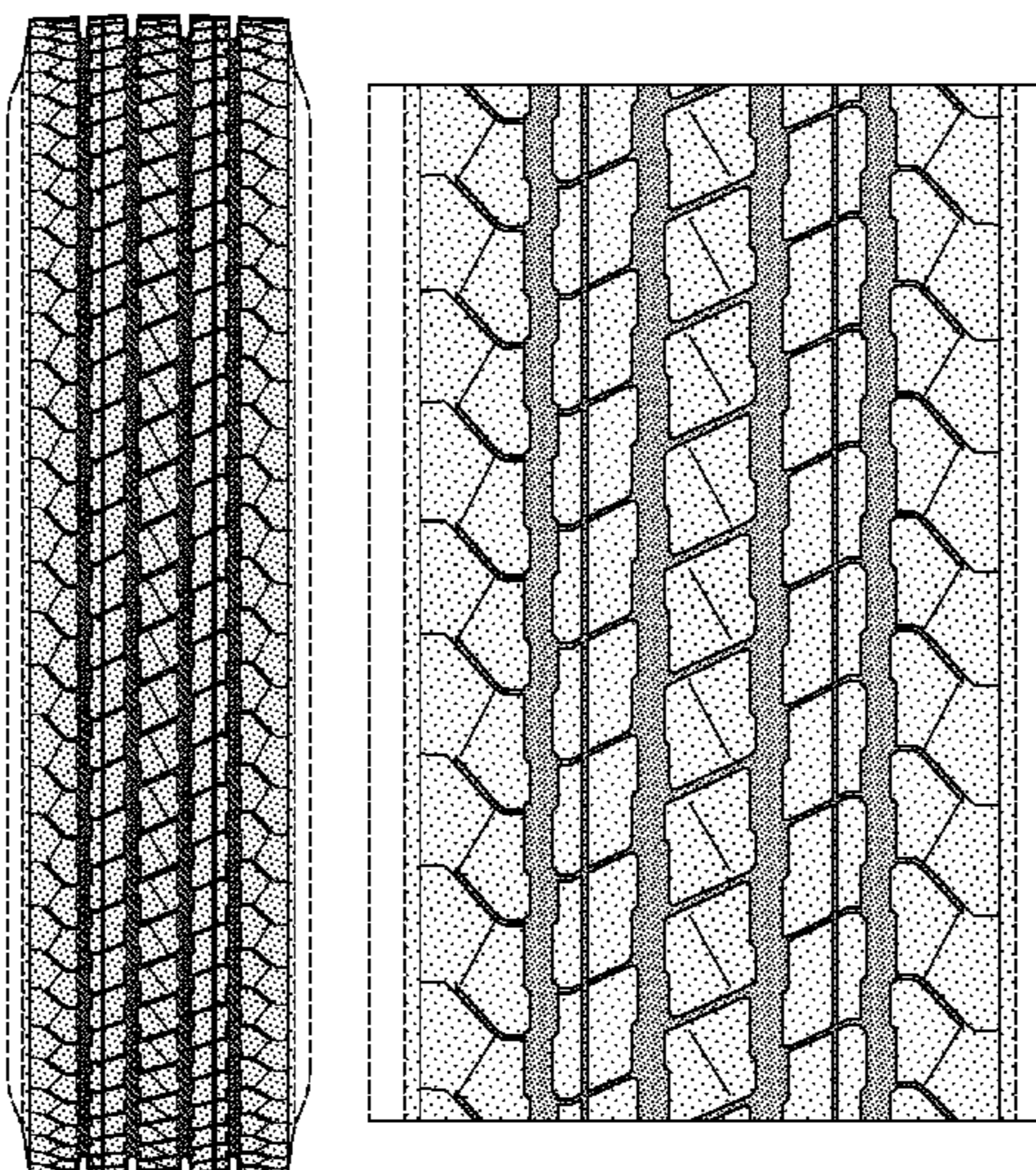
In the drawings, the broken line showing of the sidewall, inner bead and the peripheral boundary between the tire tread and the sidewall in FIGS. 1 through 4 depict environmental subject matter and form no part of the claimed design.

(56) **References Cited**

U.S. PATENT DOCUMENTS

D365,064 S *	12/1995	Weimer et al.	D12/588
D372,008 S *	7/1996	van der Meer	D12/588
D377,635 S *	1/1997	Numata	D12/595
D379,786 S *	6/1997	Brown et al.	D12/588
D384,609 S	10/1997	Gillard et al.	D12/146
D391,203 S	2/1998	Gillard et al.	D12/146
D403,997 S	1/1999	Albert	D12/147
D410,420 S	6/1999	de Barsy	D12/147
D421,942 S *	3/2000	Fierro et al.	D12/594
D425,457 S	5/2000	Gillard et al.	D12/146
D432,960 S	10/2000	Feider et al.	D12/147
D449,022 S *	10/2001	Cazin-Bourguignon et al. .	D12/600
D451,455 S *	12/2001	Helt	D12/600
D457,855 S	5/2002	Bawin et al.	D12/582
D464,025 S *	10/2002	Okano	D12/588
D481,670 S *	11/2003	Harden et al.	D12/595
D484,092 S *	12/2003	Okamoto	D12/600
D498,206 S	11/2004	Cazin-Bourguignon et al. .	D12/588
D511,741 S *	11/2005	Cazin-Bourguignon et al. .	D12/601

1 Claim, 6 Drawing Sheets



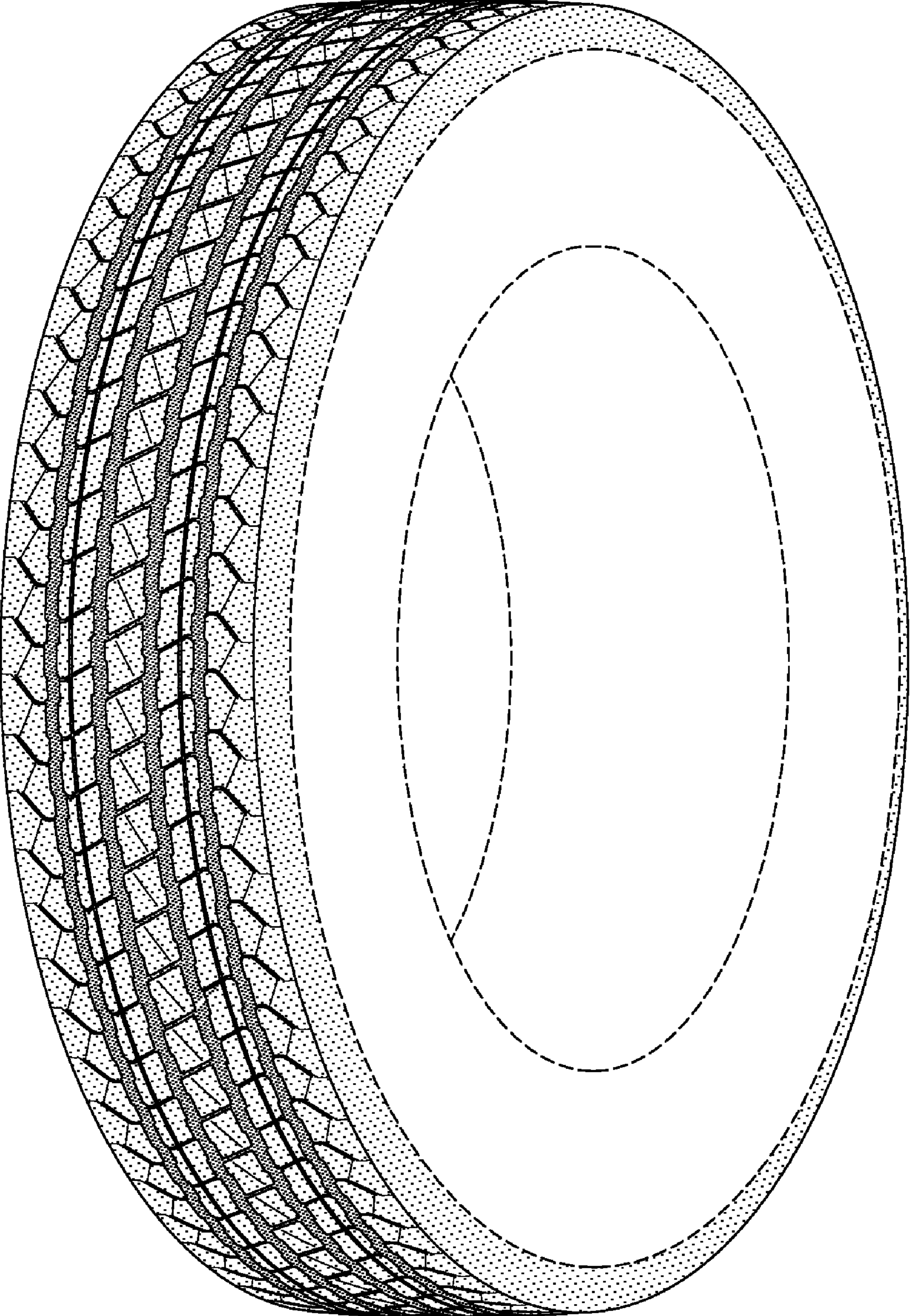


FIG-1

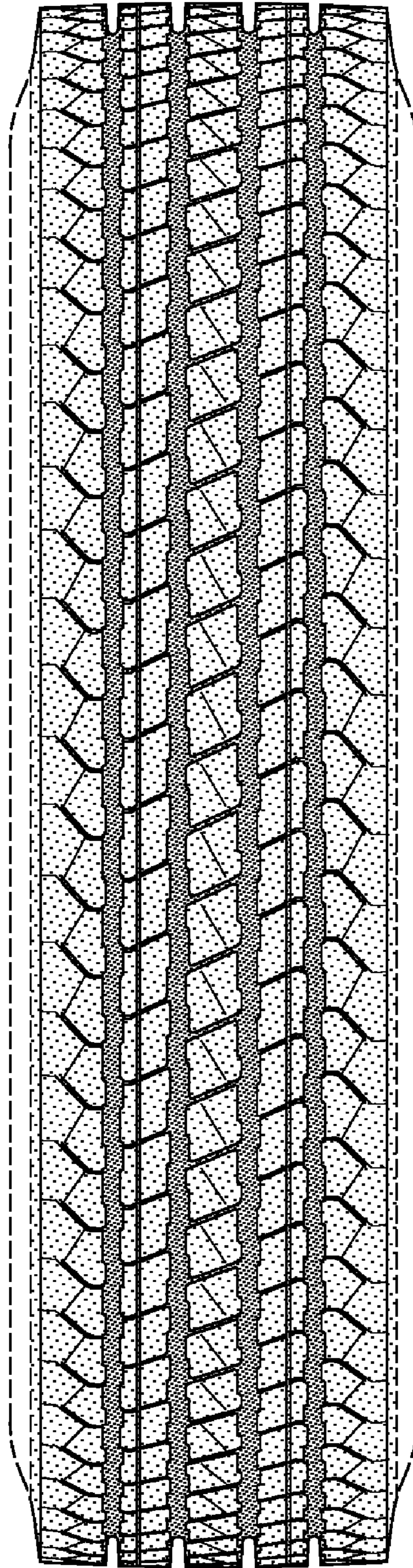


FIG-2

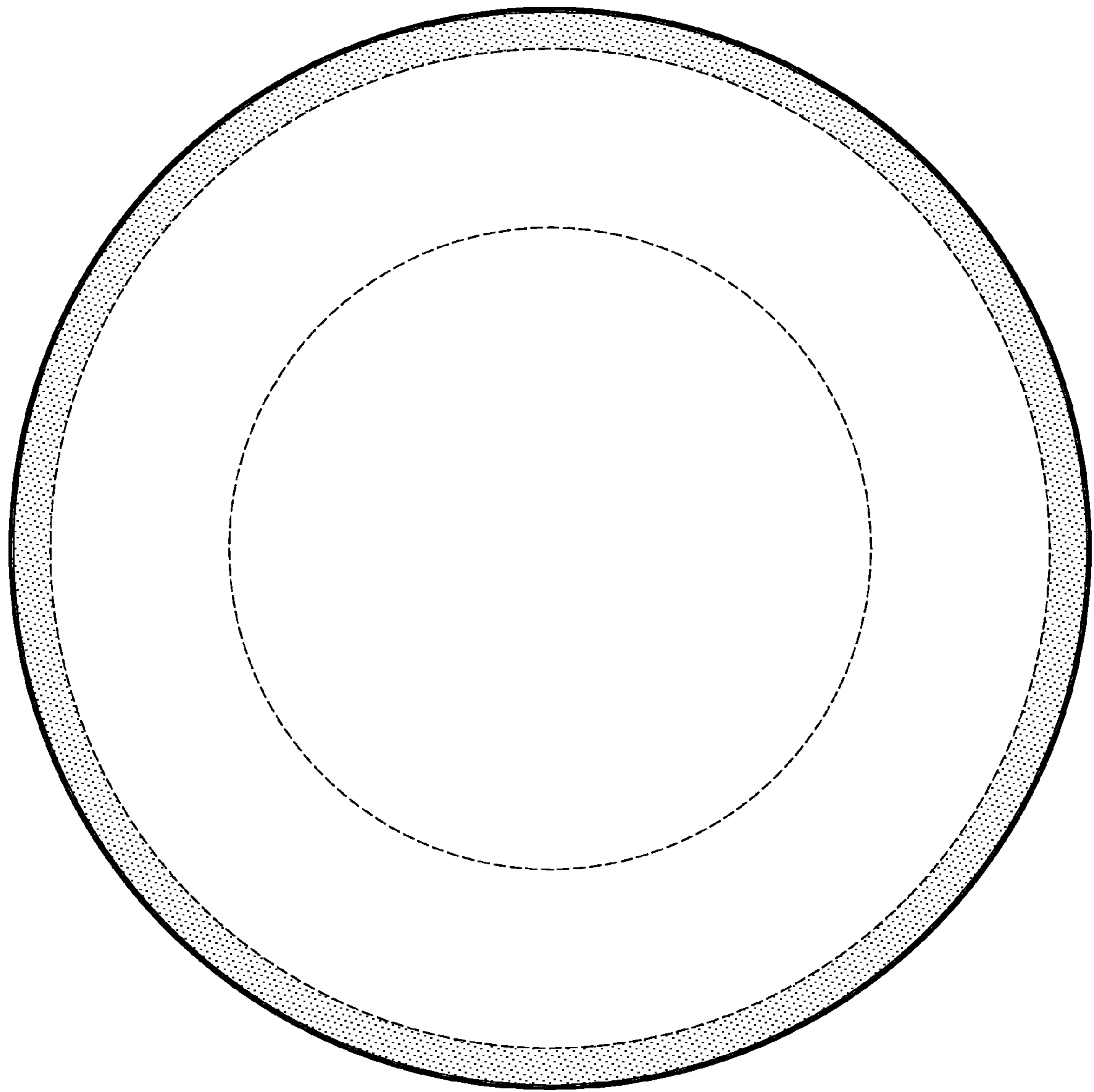


FIG-3

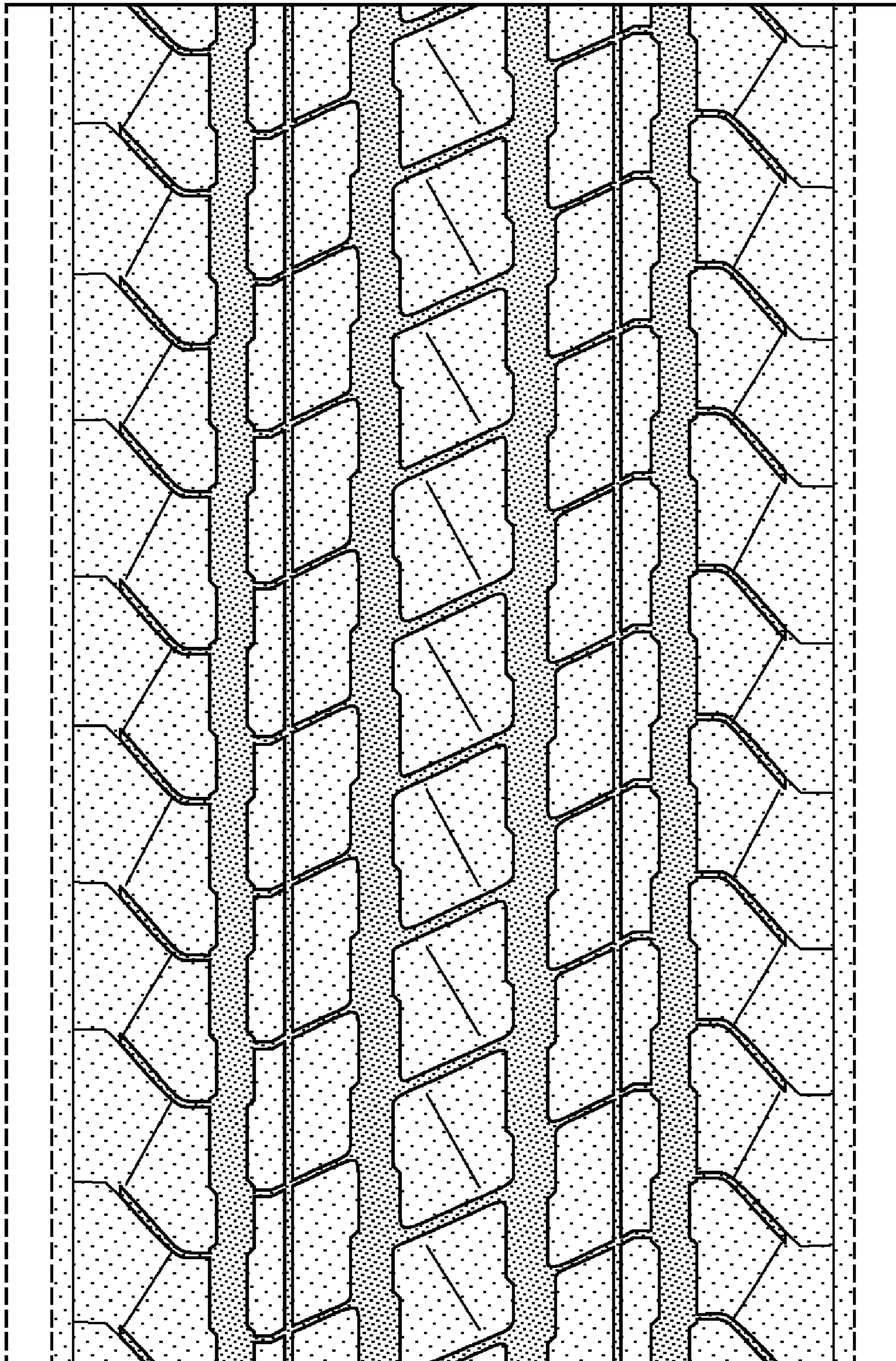


FIG-4



FIG-5

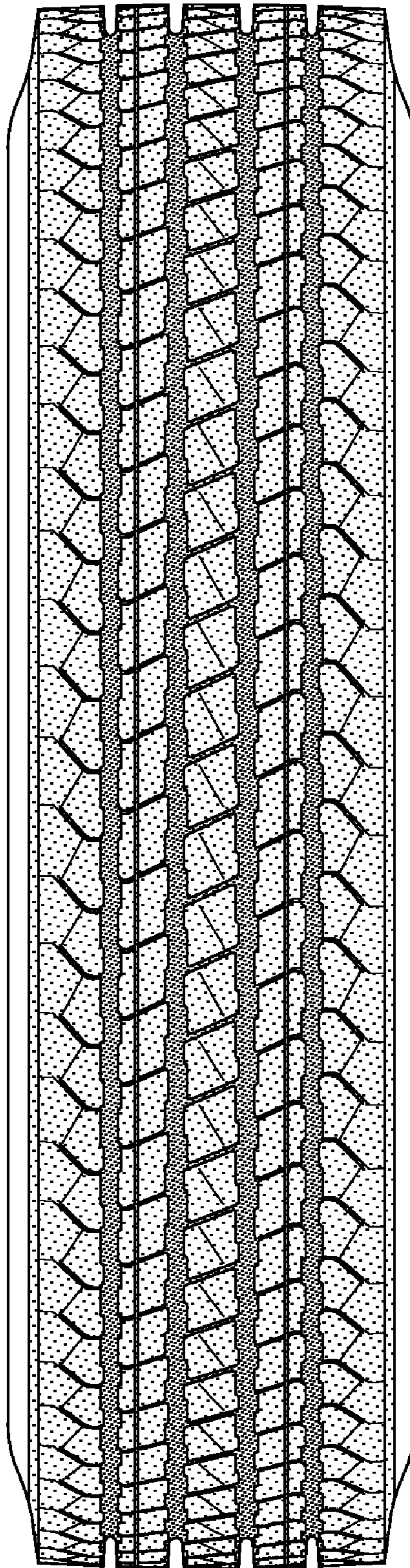


FIG-6