



US00D599269S

(12) **United States Design Patent**
Melbinger

(10) **Patent No.:** **US D599,269 S**

(45) **Date of Patent:** **** Sep. 1, 2009**

(54) **WHEEL RIM BEAD LOCK**

(76) **Inventor:** **Donald Melbinger**, 16918 Gridley Pl.,
Cerritos, CA (US) 90703

(**) **Term:** **14 Years**

(21) **Appl. No.:** **29/329,769**

(22) **Filed:** **Dec. 20, 2008**

(51) **LOC (9) Cl.** **12-16**

(52) **U.S. Cl.** **D12/213**

(58) **Field of Classification Search** D12/204–213;
301/37.101, 64.101, 65, 64.201

See application file for complete search history.

(56) **References Cited**

U.S. PATENT DOCUMENTS

2,367,823	A *	1/1945	Brink	152/411
3,302,506	A *	2/1967	Turner et al.	83/665
D349,089	S *	7/1994	Echazabel et al.	D12/213
D543,924	S *	6/2007	Brown	D12/213
D548,168	S *	8/2007	Brown	D12/213
D551,151	S *	9/2007	Orell	D12/213

* cited by examiner

Primary Examiner—Cathron C Brooks

Assistant Examiner—Austin Murphy

(74) *Attorney, Agent, or Firm*—Cislo & Thomas LLP; Kelly
W. Cunningham, Esq.

(57) **CLAIM**

The ornamental design for a wheel rim bead lock, as shown
and described.

DESCRIPTION

FIG. 1. Is a perspective view of a wheel rim bead lock,
showing my new design;

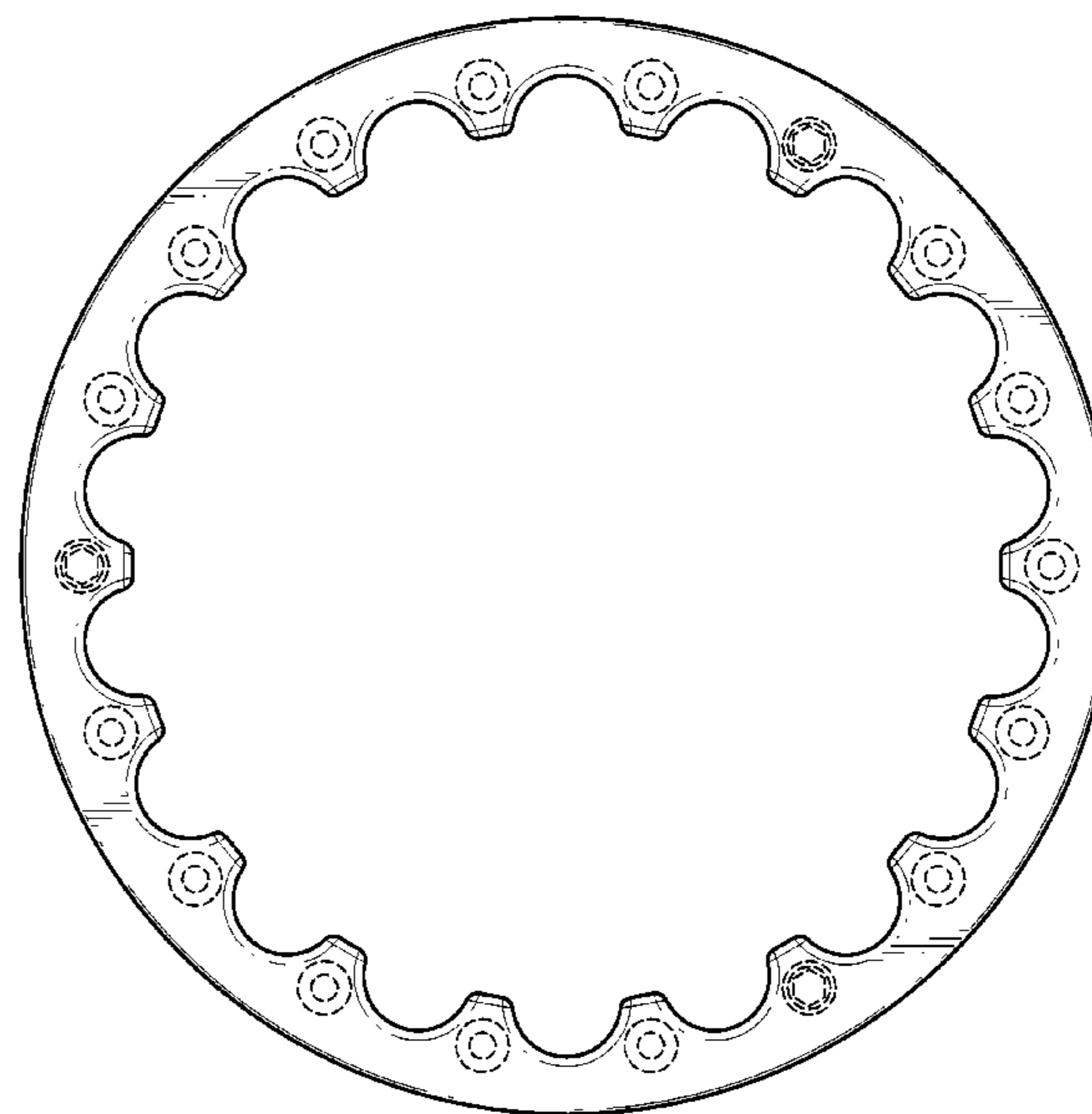
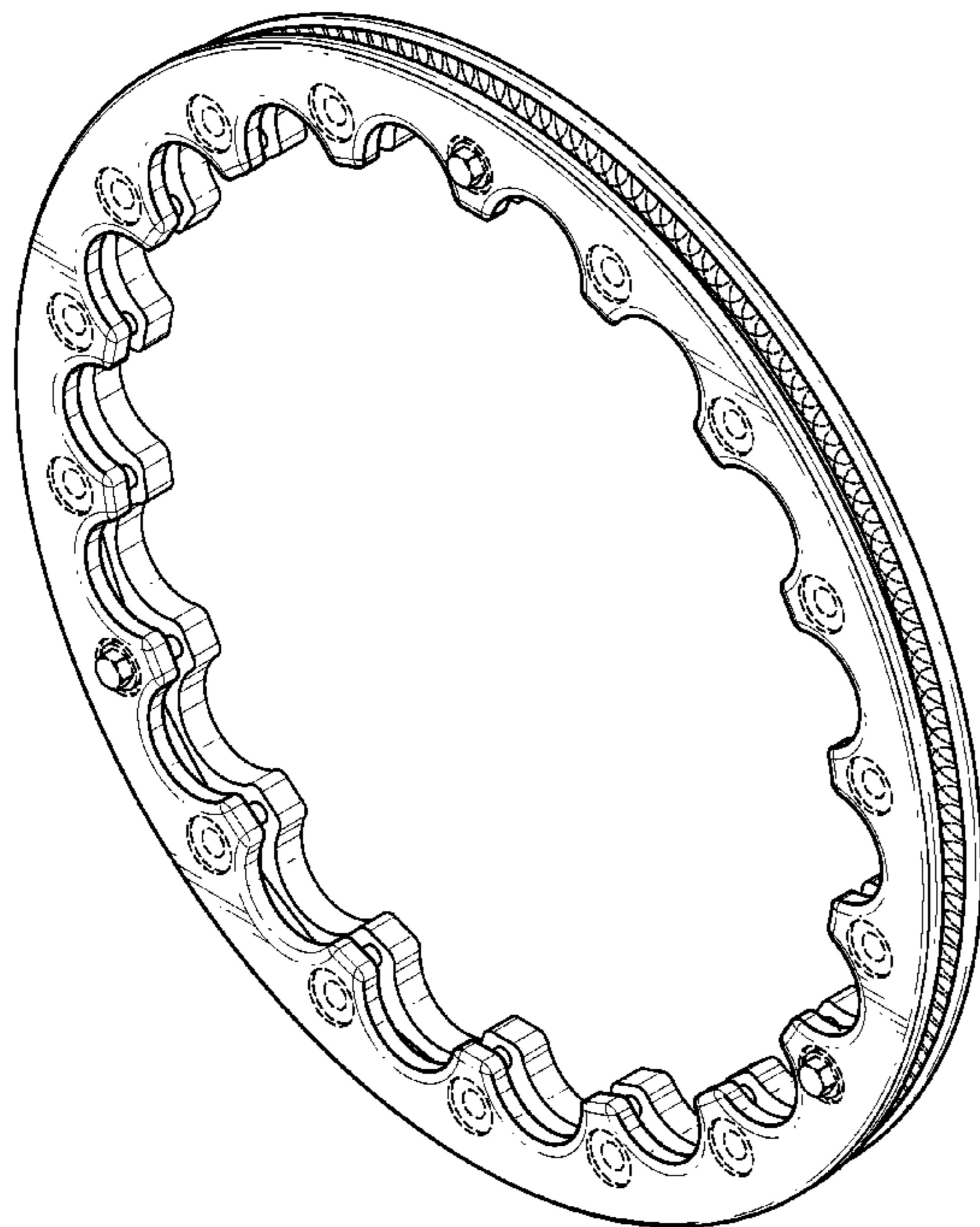
FIG. 2. Is a front view thereof;

FIG. 3. Is a right side view thereof, the left side, top, and
bottom views being mirror images of the right side view; and,

FIG. 4. Is a rear view thereof.

The broken lines shown on the front and rear portions of the
wheel rim bead lock show unclaimed portions of the article
and form no part of the claimed design. The broken lines
shown between the plates and within the recessed portions of
the design show the unclaimed knurled surface of this area,
and form no part of the claimed design.

1 Claim, 4 Drawing Sheets



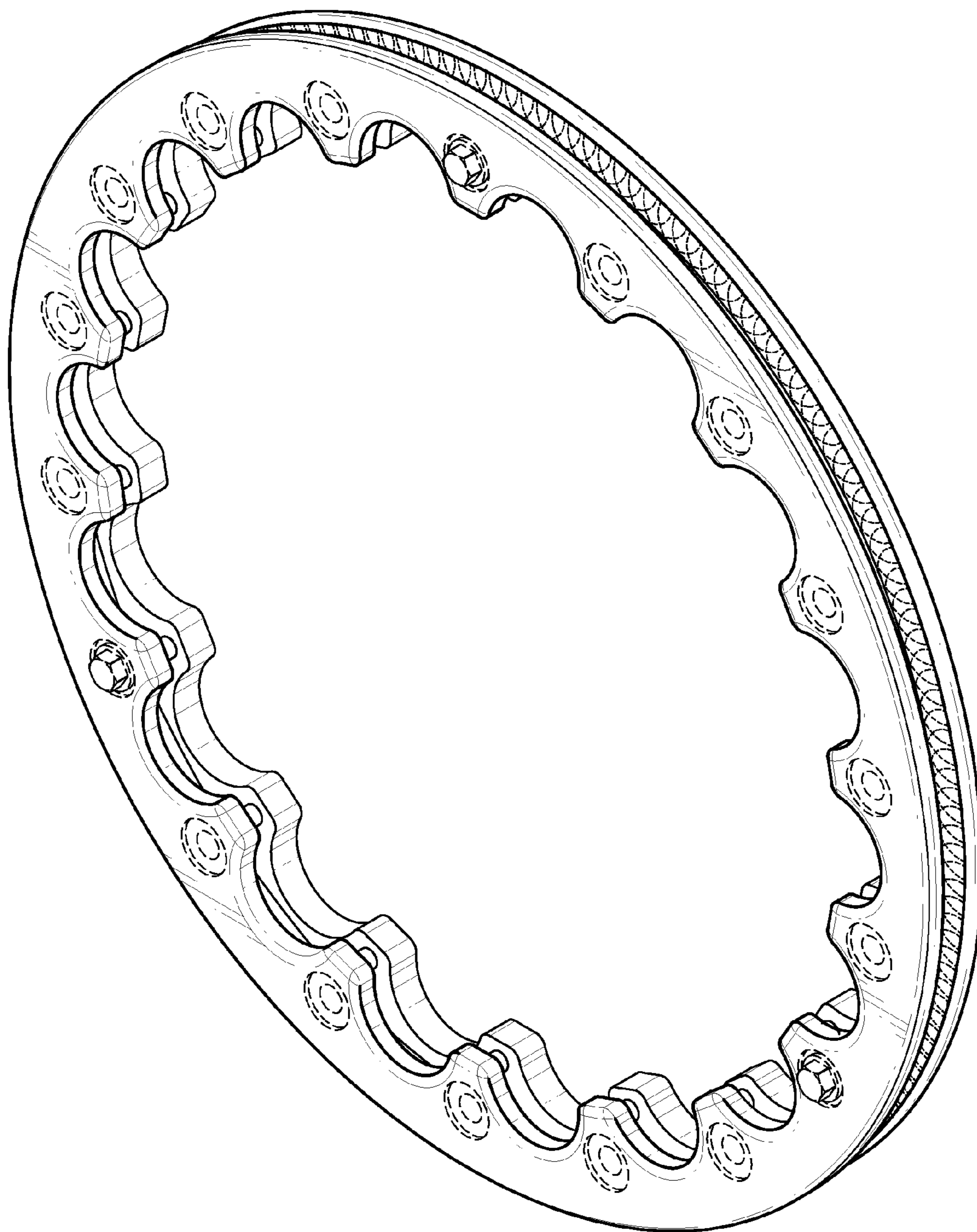


FIG. 1




FIG. 2

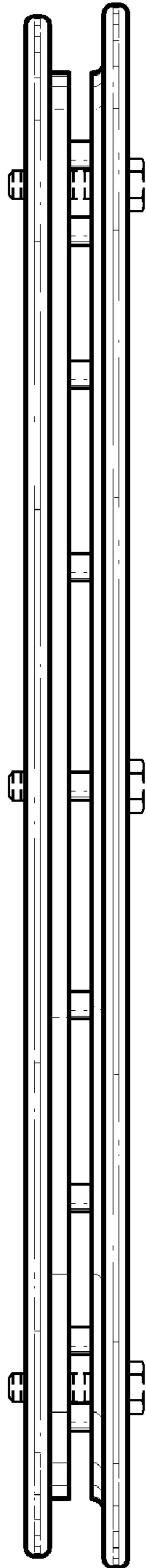


FIG. 3




FIG. 4