

US00D599264S

(12) **United States Design Patent**
Akasawa et al.

(10) **Patent No.:** **US D599,264 S**
(45) **Date of Patent:** **** Sep. 1, 2009**

(54) **SIDE SILL SPOILER**

(75) Inventors: **Kenichi Akasawa**, Chigasaki (JP);
Ryouichi Tokuoka, Chigasaki (JP)

(73) Assignee: **Autech Japan, Inc.**, Kanagawa (JP)

(**) Term: **14 Years**

(21) Appl. No.: **29/294,025**

(22) Filed: **Dec. 21, 2007**

(30) **Foreign Application Priority Data**

Jul. 5, 2007 (JP) 2007-018191

(51) **LOC (9) Cl.** **12-08**

(52) **U.S. Cl.** **D12/181; D12/190**

(58) **Field of Classification Search** D12/181,
D12/191, 196, 400, 190, 88; 280/727, 770,
280/848; 296/180.1-180.5, 91; 180/903
See application file for complete search history.

(56) **References Cited**

U.S. PATENT DOCUMENTS

4,221,412 A * 9/1980 Miller 293/118
D278,046 S * 3/1985 Kerschbaum D12/181
D289,891 S * 5/1987 Bielby D12/190
4,828,302 A * 5/1989 Marasigan, Jr. 293/128

D415,726 S * 10/1999 Mobius et al. D12/190
D418,100 S * 12/1999 Sacco et al. D12/196
D484,080 S * 12/2003 Yamamoto et al. D12/190
D511,731 S * 11/2005 Lariviere et al. D12/196
D521,429 S * 5/2006 Konaka D12/181
D539,200 S * 3/2007 Chan D12/190

* cited by examiner

Primary Examiner—Caron Veynar

Assistant Examiner—Katrina A Kile

(74) *Attorney, Agent, or Firm*—Wenderoth, Lind & Ponack,
L.L.P.

(57) **CLAIM**

The ornamental design for a side sill spoiler, as shown.

DESCRIPTION

FIG. 1 is a front view of the side sill spoiler showing our new design;

FIG. 2 is a top plan view thereof;

FIG. 3 is a bottom plan view thereof;

FIG. 4 is a rear view thereof;

FIG. 5 is a right side view thereof;

FIG. 6 is a left side view thereof; and,

FIG. 7 is a perspective view thereof.

1 Claim, 3 Drawing Sheets

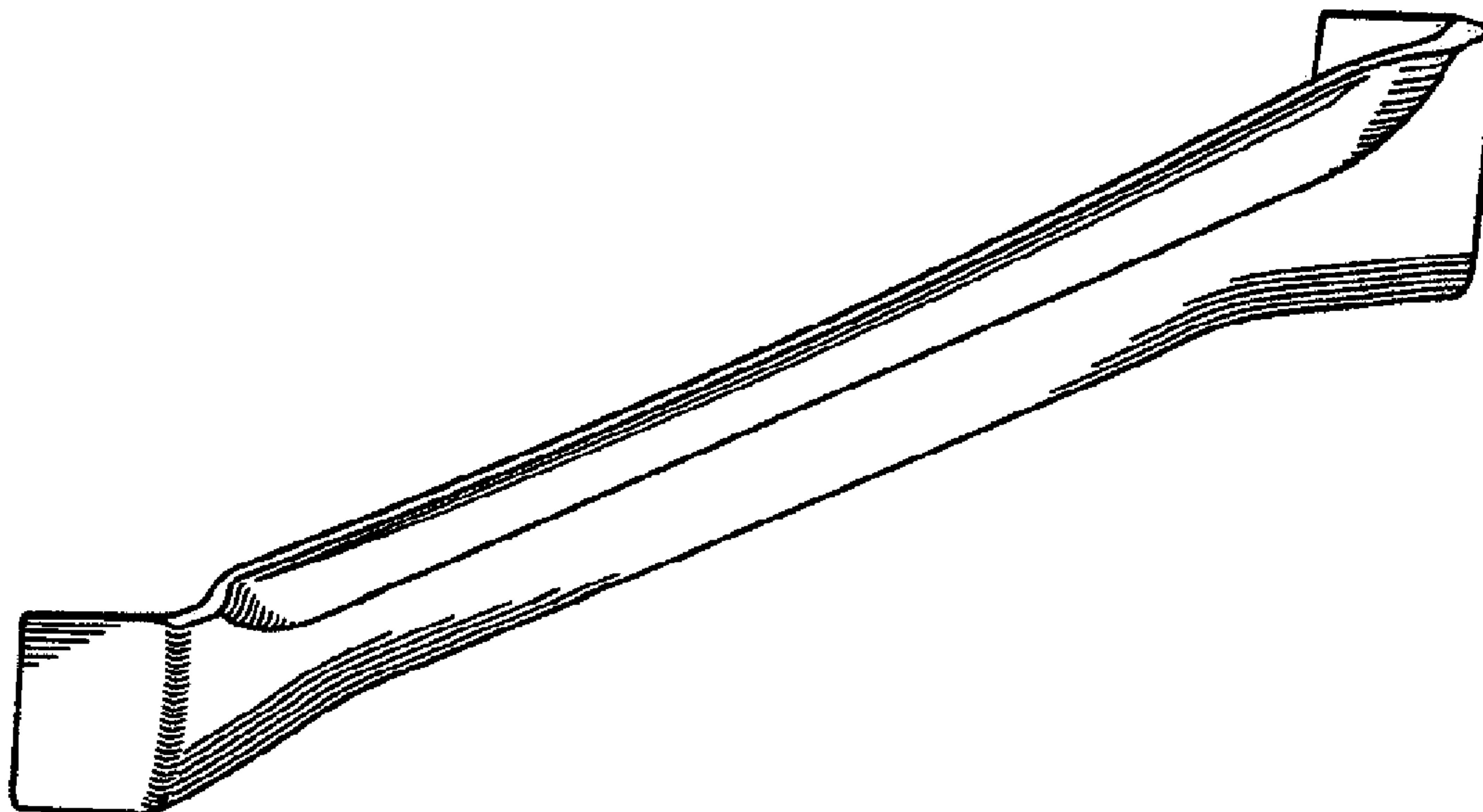


FIG. 1




FIG. 2

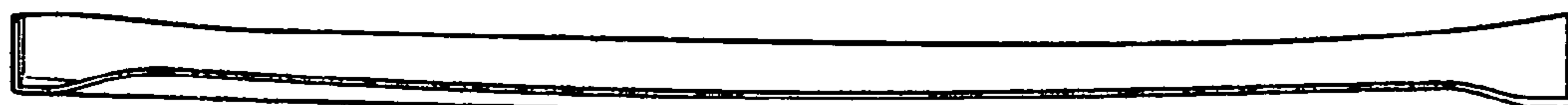


FIG. 3



FIG. 4

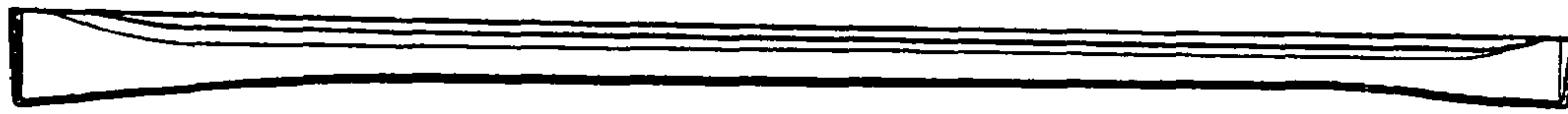


FIG. 5



FIG. 6



FIG. 7

