

US00D599261S

(12) **United States Design Patent**
Larson

(10) **Patent No.:** **US D599,261 S**

(45) **Date of Patent:** **** Sep. 1, 2009**

(54) **AUTOMOBILE REAR BUMPER**

(76) **Inventor:** **Grant Larson**, Bottwartal-Strasse 43,
D-71642 Ludwigsburg (DE)

(**) **Term:** **14 Years**

(21) **Appl. No.:** **29/284,226**

(22) **Filed:** **Sep. 4, 2007**

(30) **Foreign Application Priority Data**

Mar. 5, 2007 (DE) 4 07 01 202

(51) **LOC (9) Cl.** **12-16**

(52) **U.S. Cl.** **D12/169**

(58) **Field of Classification Search** D12/169,
D12/196, 171, 163, 216, 90-92, 86; 293/102,
293/113, 115, 117, 120; 296/180.1, 180.2
See application file for complete search history.

(56) **References Cited**

U.S. PATENT DOCUMENTS

D550,130 S * 9/2007 Lamarre D12/169

D551,601 S * 9/2007 Tabata et al. D12/169
D559,744 S * 1/2008 Hieke D12/169
D559,746 S * 1/2008 Hieke D12/169
D564,424 S * 3/2008 Nakajima D12/169
D566,027 S * 4/2008 Gavriles D12/196
D570,263 S * 6/2008 Tachibana D12/169
D589,855 S * 4/2009 Larson D12/169

* cited by examiner

Primary Examiner—Melody N Brown

(57) **CLAIM**

The ornamental design for an automobile rear bumper, as shown and described.

DESCRIPTION


FIG. 1 is a front, perspective view of an automobile rear bumper, showing my new design;

FIG. 2 is a front view thereof;

FIG. 3 is a left-side view thereof; and,

FIG. 4 is a top, plan view thereof.

1 Claim, 2 Drawing Sheets






FIG. 1




FIG. 2




FIG. 3




FIG. 4