



US00D599255S

(12) **United States Design Patent**
Wickliffe et al.

(10) **Patent No.:** **US D599,255 S**
(45) **Date of Patent:** **** Sep. 1, 2009**

(54) **MEDIUM ROAD BIKE CHAIN RING**

(76) Inventors: **Christopher A. Wickliffe**, 1320 16th St.,
Ogden, UT (US) 84404; **Eldon Goates**,
1630 Vasquez Cir., Colorado Springs,
CO (US) 80915

(**) Term: **14 Years**

(21) Appl. No.: **29/310,953**

(22) Filed: **Sep. 18, 2008**

(51) **LOC (9) Cl.** **12-11**

(52) **U.S. Cl.** **D12/123**

(58) **Field of Classification Search** D12/122-124,
D12/111; 474/152, 155-158, 160-164, 202
See application file for complete search history.

(56) **References Cited**

U.S. PATENT DOCUMENTS

D35,193 S	10/1901	Dodge	
4,330,286 A	5/1982	Nagano	
4,519,791 A	5/1985	Nagano	
D299,448 S *	1/1989	Haro D12/123
5,066,264 A	11/1991	Romano	
5,078,653 A	1/1992	Nagano	
5,194,051 A	3/1993	Nagano	
5,413,534 A	5/1995	Nagano	
5,437,582 A	8/1995	Romano	
5,514,042 A	5/1996	Liou	
5,545,096 A	8/1996	Su	
5,609,536 A	3/1997	Hsu	
5,738,603 A	4/1998	Schmidt et al.	
5,782,712 A	7/1998	Campagnolo	
5,876,296 A	3/1999	Hsu et al.	
5,935,034 A	8/1999	Campagnolo	
6,139,456 A	10/2000	Lii et al.	
6,340,338 B1	1/2002	Kamada	

6,454,671 B1	9/2002	Wickliffe	
6,572,500 B2	6/2003	Tetsuka	
6,666,786 B2	12/2003	Yahata	
6,923,741 B2	8/2005	Wei	
7,025,698 B2	4/2006	Wickliffe	
D540,718 S *	4/2007	Wickliffe D12/123
7,258,638 B2 *	8/2007	Valle 474/160
7,491,143 B2 *	2/2009	Valle 474/160
2002/0177498 A1	11/2002	Wickliffe	
2004/0259674 A1	12/2004	Pfister	

OTHER PUBLICATIONS

<http://www.raceface.com/components/chainrings/racerings.htm>.
http://bike.shimano.com/publish/content/cycle/sac/us/en/technical_service/shimano_technology/front_shifting_technology.html.

* cited by examiner

Primary Examiner—Robin V Webster

Assistant Examiner—Linda Brooks

(74) *Attorney, Agent, or Firm*—Morriss O'Bryant Compagni

(57) **CLAIM**

The ornamental design for the medium road bike chain ring, as shown and described.

DESCRIPTION

FIG. 1 is a front perspective view of the medium road bike chain ring;

FIG. 2 is a rear perspective view of the medium road bike chain ring;

FIG. 3 is a front view of the medium road bike chain ring

FIG. 4 is an edge view of the medium road bike chain ring; and,

FIG. 5 is a rear view of the medium road bike chain ring.

1 Claim, 2 Drawing Sheets





FIGURE 1





FIGURE 2






FIGURE 3



FIGURE 4




FIGURE 5