



US00D599251S

(12) **United States Design Patent**
Yin et al.

(10) **Patent No.:** **US D599,251 S**
(45) **Date of Patent:** **** Sep. 1, 2009**

(54) **ATV**
(75) Inventors: **Mingshan Yin**, Chongqing (CN);
Xiaomao Deng, Chongqing (CN); **Yong Bo**, Chongqing (CN); **Liangqian Chen**, Chongqing (CN); **Jing Tan**, Chongqing (CN); **Junyu Huang**, Chongqing (CN)

D383,095 S * 9/1997 Miyamoto et al. D12/107
D412,464 S 8/1999 Ichihara et al.
D421,935 S * 3/2000 Fujieda D12/107
D429,663 S * 8/2000 Tamashima et al. D12/107
D438,823 S 3/2001 Luh
D538,200 S 3/2007 Yin et al.
D542,188 S * 5/2007 Miwa et al. D12/107

(73) Assignee: **Lifan Industry (Group) Co., Ltd.**, Chongqing (CN)

* cited by examiner

Primary Examiner—Ian Simmons

Assistant Examiner—Linda Brooks

(74) *Attorney, Agent, or Firm*—Kenyon & Kenyon LLP

(**) Term: **14 Years**

(21) Appl. No.: **29/282,774**

(57) **CLAIM**

(22) Filed: **Jul. 27, 2007**

The ornamental design for an ATV, as shown and described.

(30) **Foreign Application Priority Data**

DESCRIPTION

Mar. 28, 2007 (CN) 2007 3 0135150

FIG. 1 is a right side view of an ATV showing our new design;

(51) **LOC (9) Cl.** **12-11**

FIG. 2 is a left side view thereof;

(52) **U.S. Cl.** **D12/107**

FIG. 3 is a back view thereof;

(58) **Field of Classification Search** D12/3,
D12/86, 87, 107, 110; 180/225, 229, 233,
180/311, 312, 315, 223

FIG. 4 is a front view thereof;

See application file for complete search history.

FIG. 5 is a top view thereof; and,

FIG. 6 is a perspective view thereof.

(56) **References Cited**

The portions shown in broken lines form no part of the claimed design.

U.S. PATENT DOCUMENTS

D374,416 S * 10/1996 Miyamoto et al. D12/107

1 Claim, 3 Drawing Sheets




FIG. 1




FIG. 2




FIG. 3

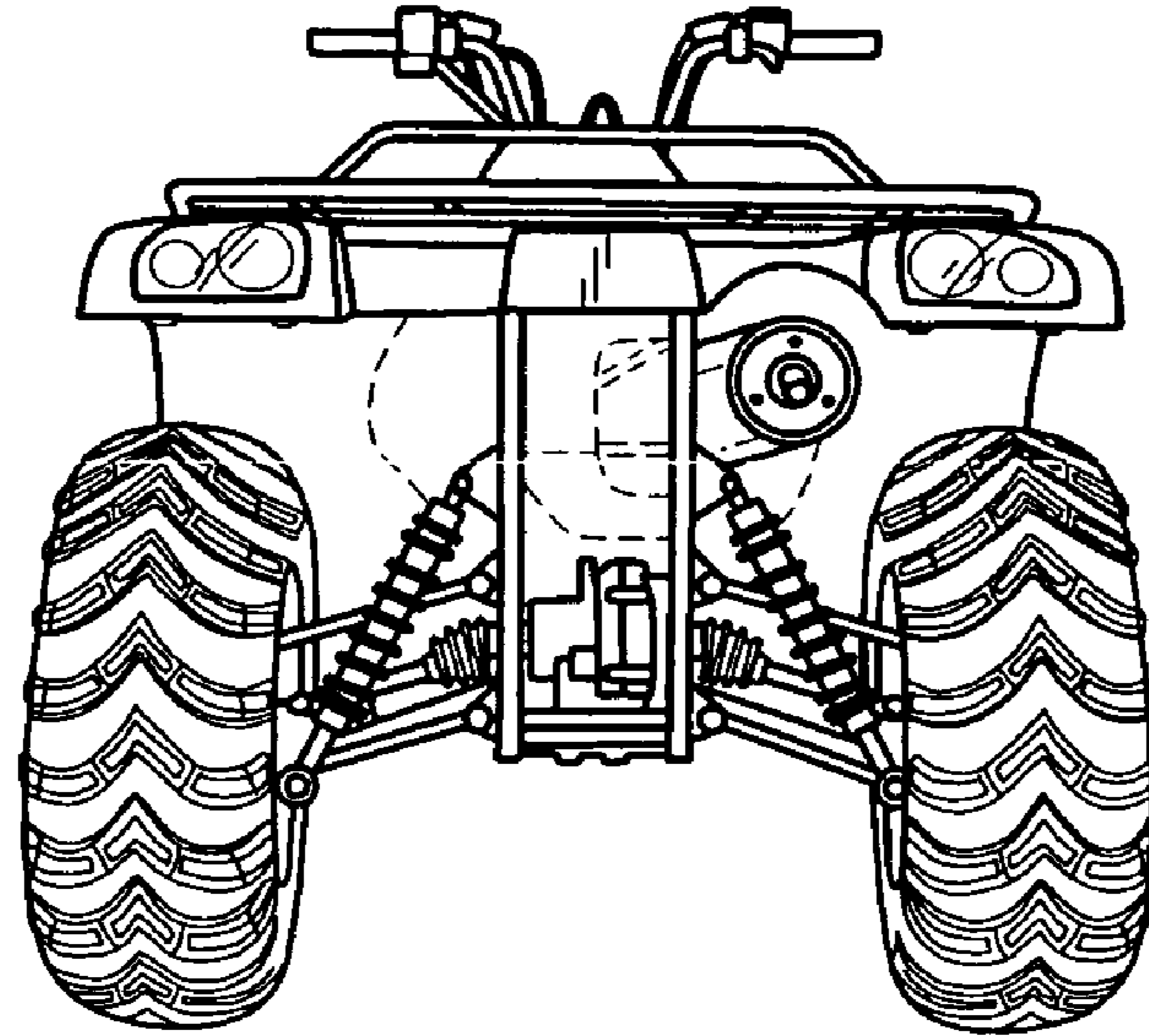


FIG. 4

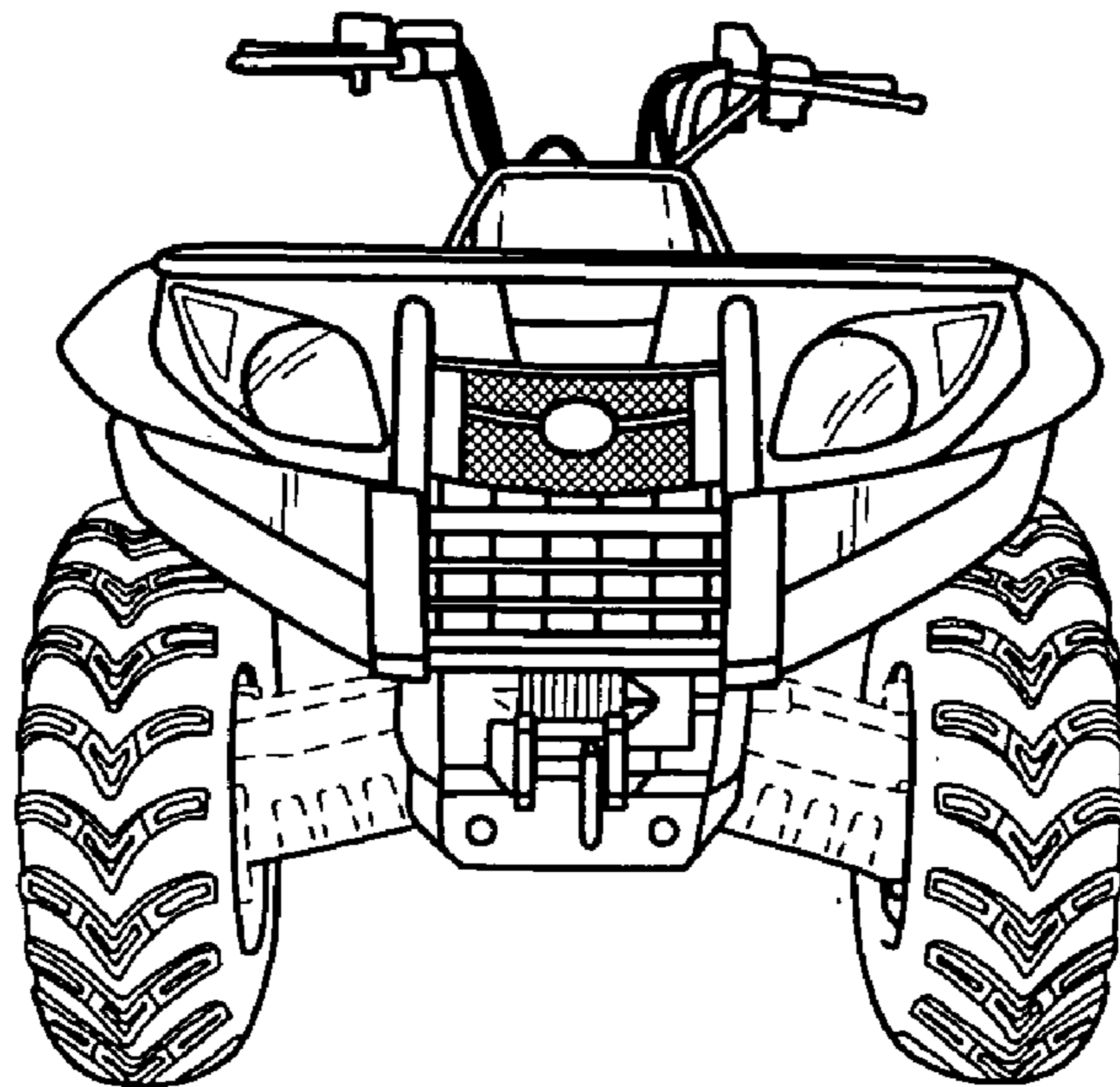


FIG. 5

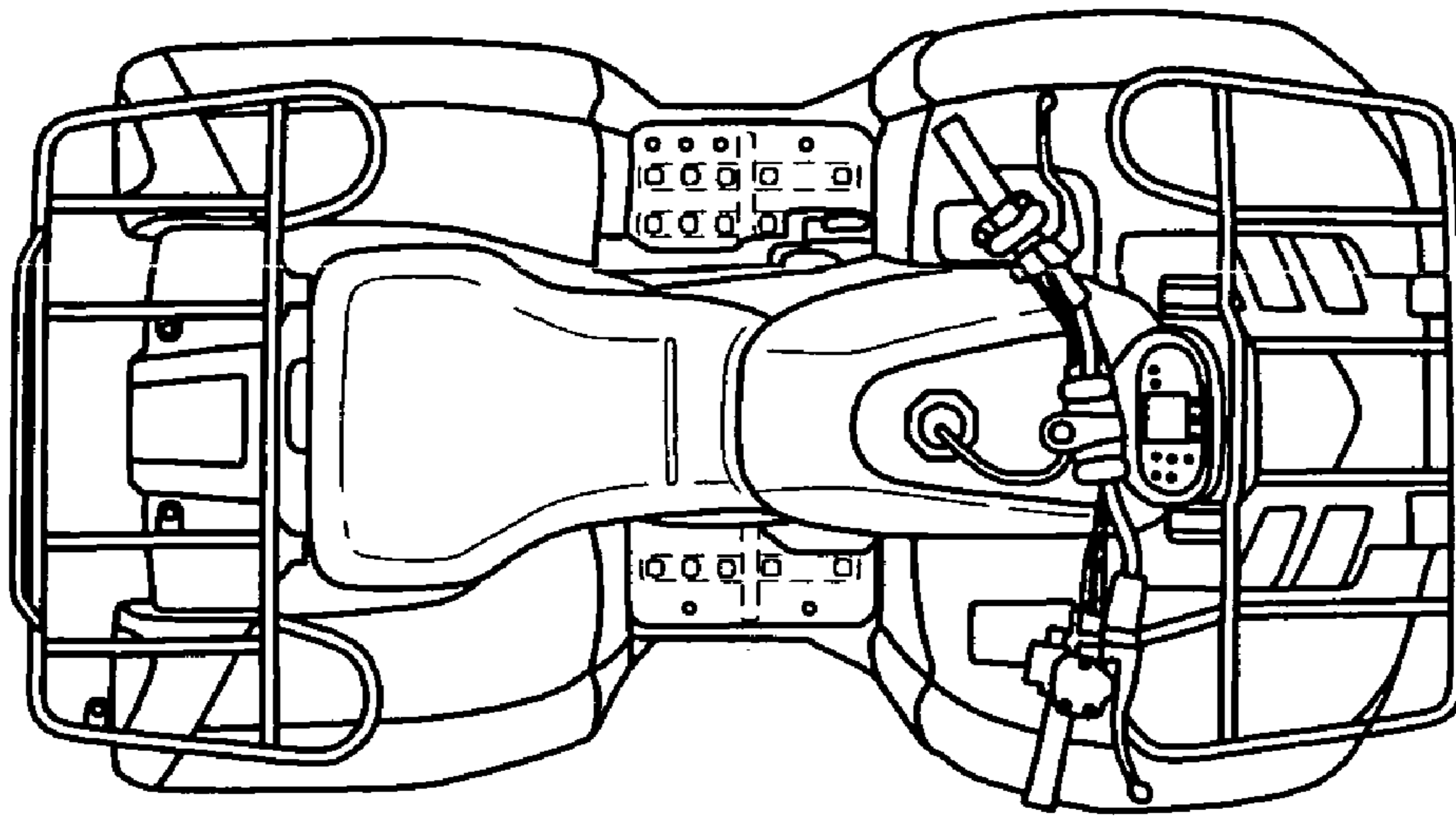


FIG. 6

