



US00D599246S

(12) **United States Design Patent**
Rudes

(10) **Patent No.:** **US D599,246 S**

(45) **Date of Patent:** **** Sep. 1, 2009**

(54) **FISH-SHAPED LOVE SYMBOL**

(76) **Inventor:** **Jorge Paulo Rudes**, 808 S. Main St.,
Hubbard, OH (US) 44425

(**) **Term:** **14 Years**

(21) **Appl. No.:** **29/327,830**

(22) **Filed:** **Nov. 13, 2008**

(51) **LOC (9) Cl.** **11-01**

(52) **U.S. Cl.** **D11/100; D11/50; D11/103**

(58) **Field of Classification Search** D11/1-2,
D11/40-41, 43-50, 53, 56, 60, 63, 65, 67,
D11/75-78.1, 86, 89, 95-105, 108-109, 115-116;
63/1.11, 1.12, 1.13, 1.14, 1.16, 1.18, 13,
63/14.1, 35, 38, 39

See application file for complete search history.

(56) **References Cited**

U.S. PATENT DOCUMENTS

D200,870 S	4/1965	Simpson	
D220,701 S	5/1971	Honzik	
D238,811 S *	2/1976	Ziglar et al. D11/50
D269,862 S	7/1983	Meyer	
D271,673 S	12/1983	Vick	
D314,728 S	2/1991	Wick	

5,291,755 A	3/1994	Grant	
D363,041 S	10/1995	Ridenour	
D382,226 S	8/1997	Howard	
D401,885 S	12/1998	Goldstein et al.	
D444,095 S	6/2001	Connell	
D586,686 S *	2/2009	Bell D11/82

* cited by examiner

Primary Examiner—R. Seifert

(74) *Attorney, Agent, or Firm*—Kyle Fletcher

(57) **CLAIM**

The ornamental design for the fish-shaped love symbol, as shown and described.

DESCRIPTION

FIG. 1 is a front view of the fish-shaped love symbol.

FIG. 2 is a rear view of the device.

FIG. 3 is a left view of the device.

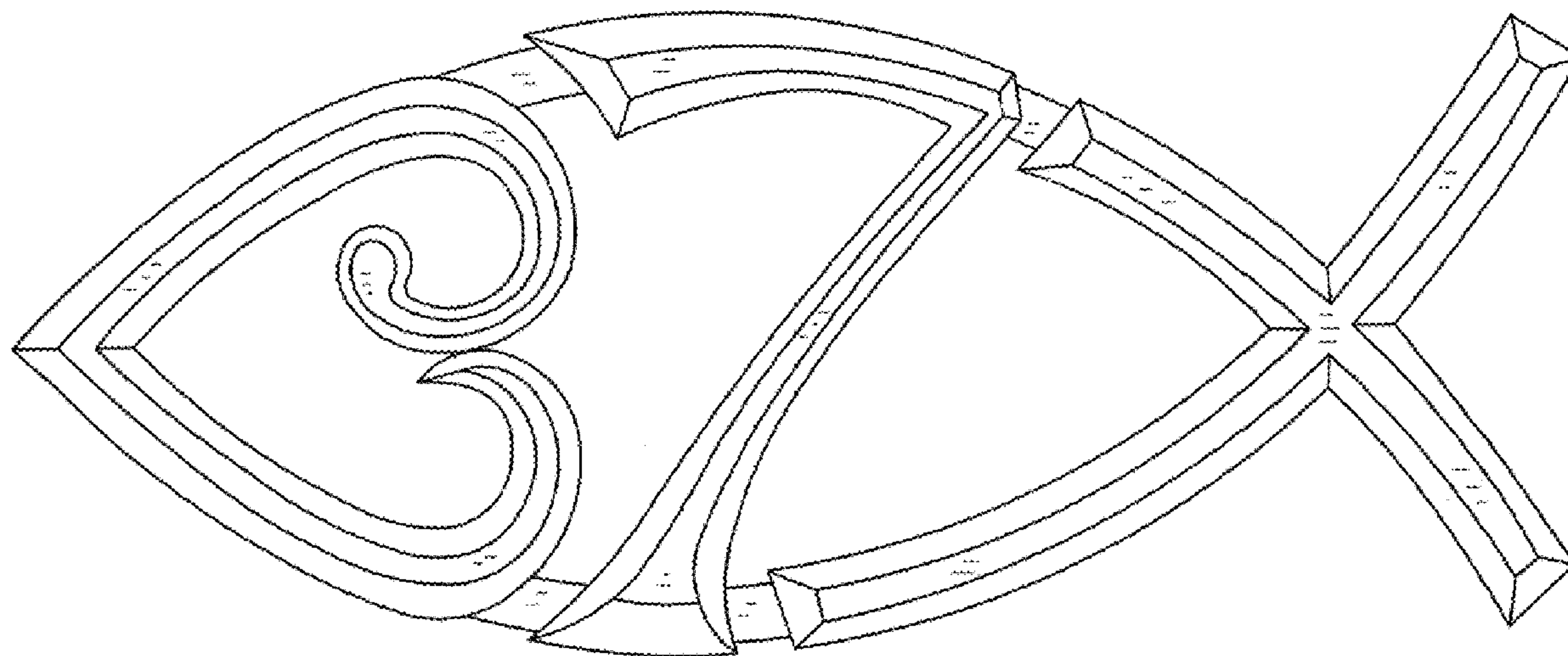
FIG. 4 is a right view of the device.

FIG. 5 is a top view of the device.

FIG. 6 is a bottom view of the device; and,

FIG. 7 is an isometric view of the device.

1 Claim, 4 Drawing Sheets



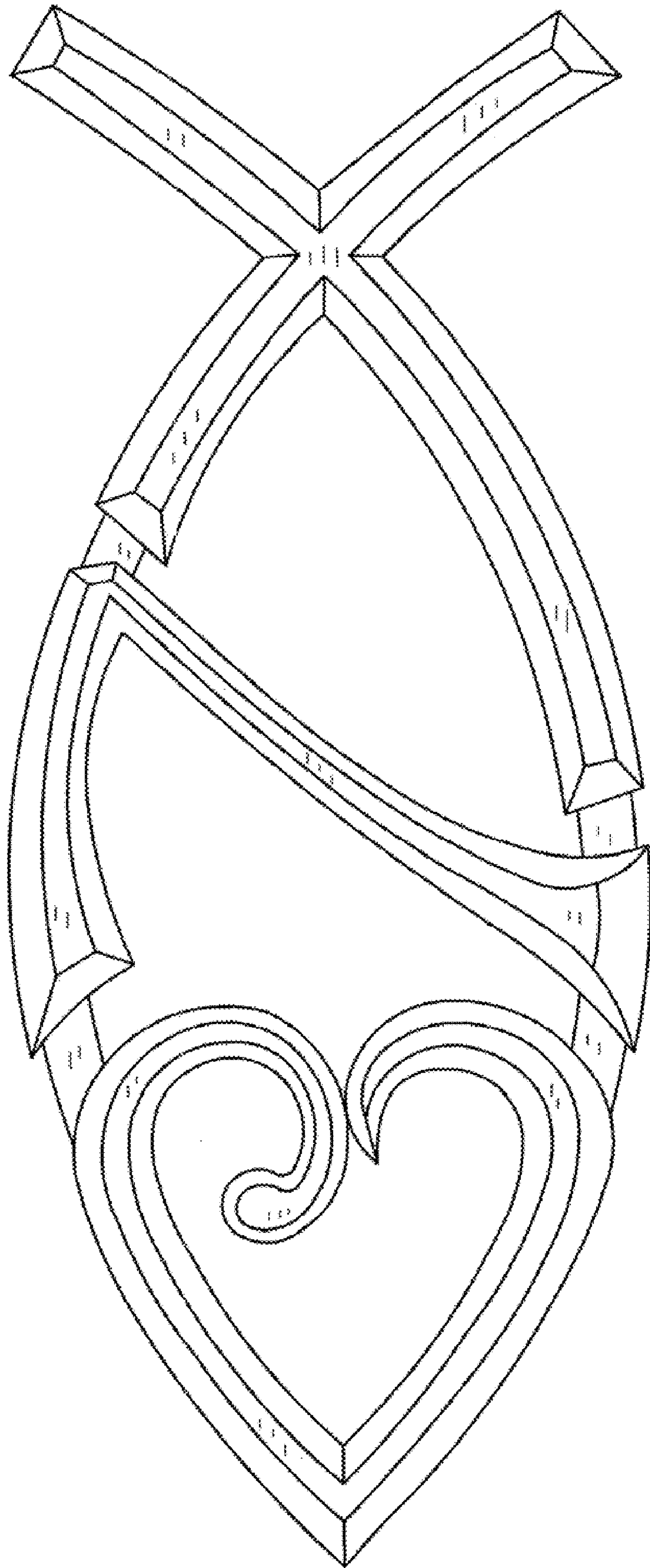


FIG. 1

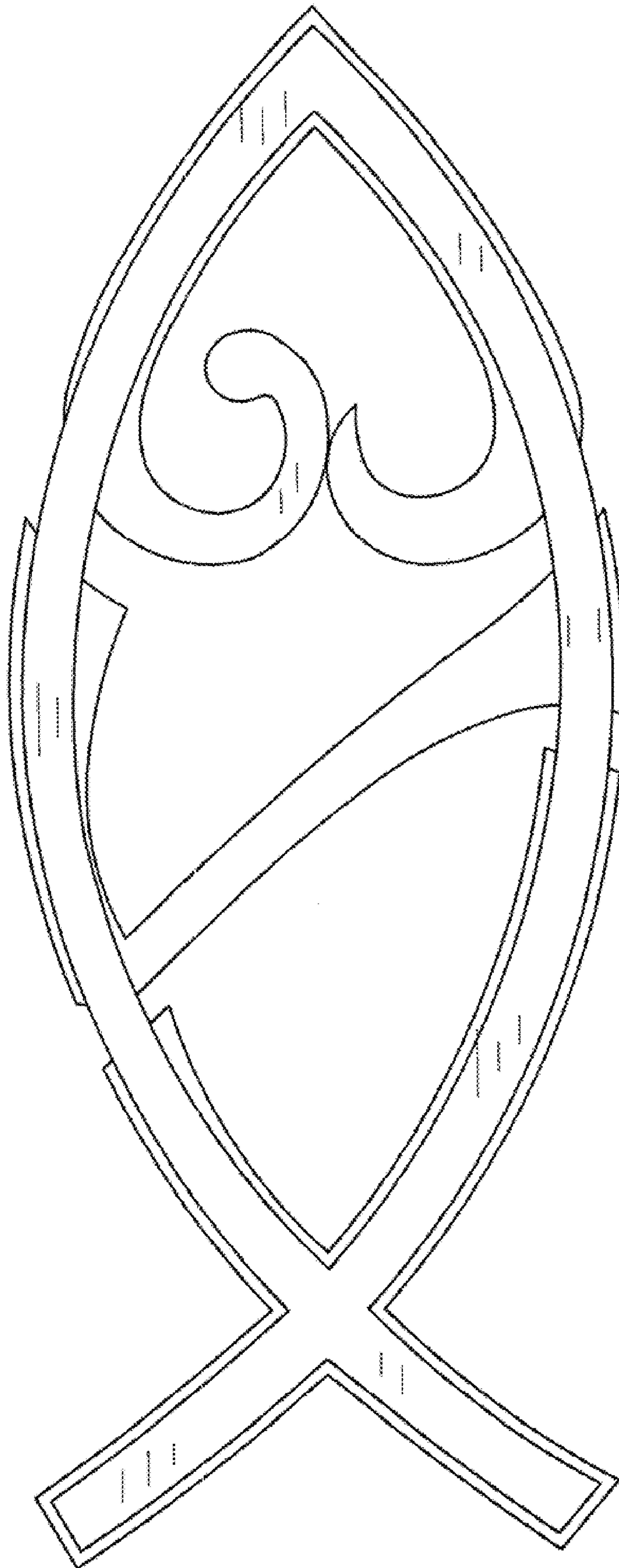


FIG. 2

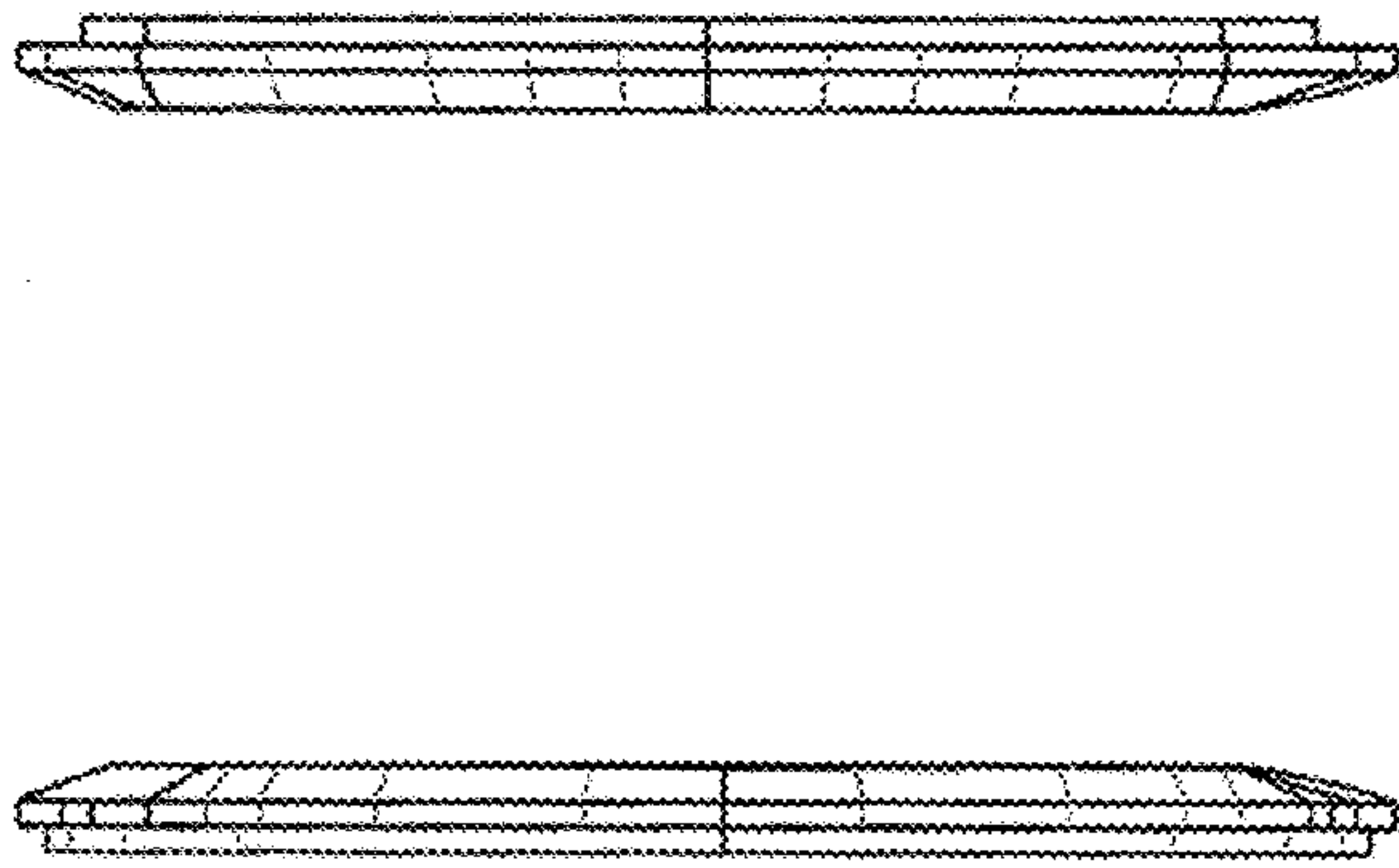


FIG. 3 FIG. 4



FIG. 5



FIG. 6

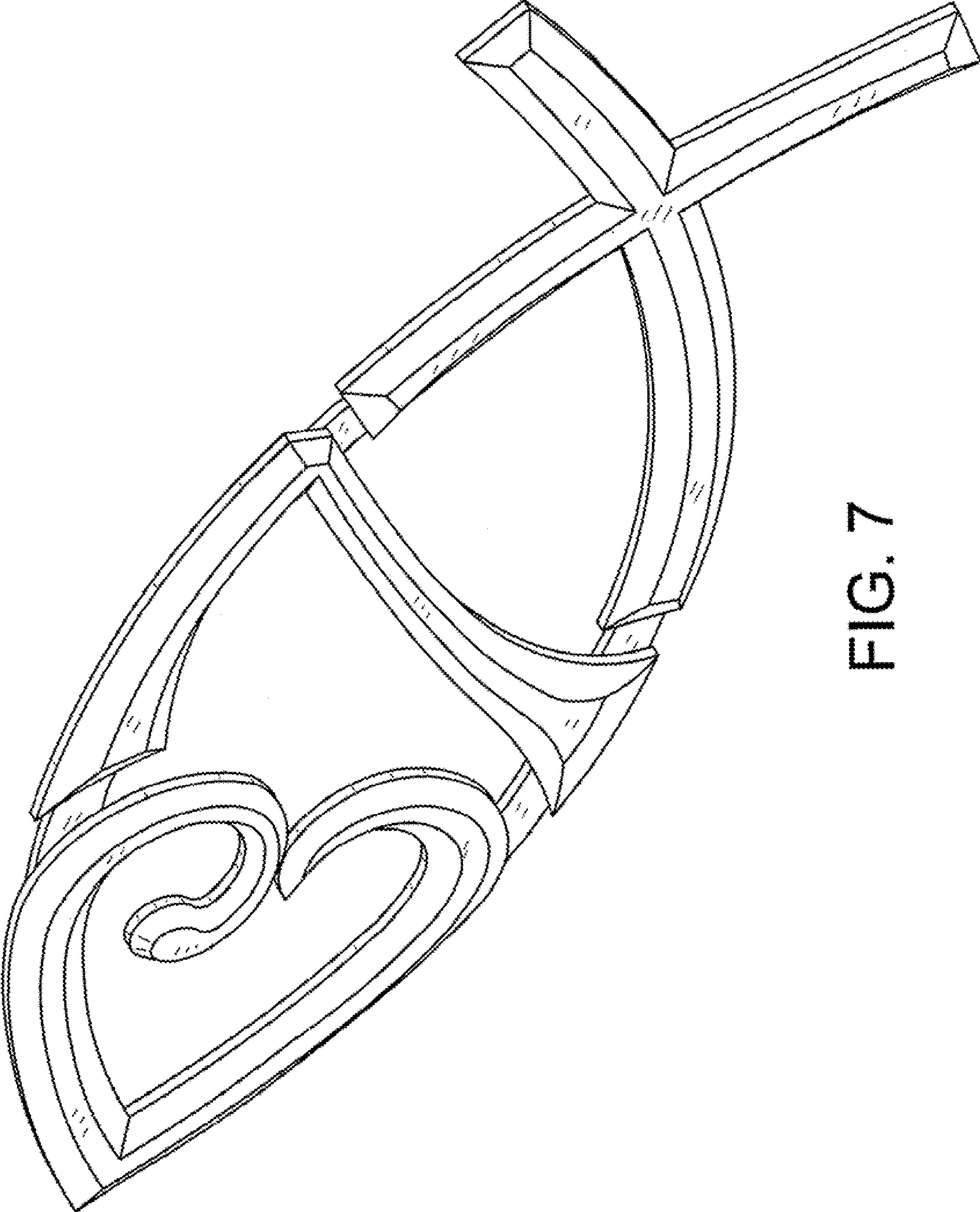


FIG. 7