

US00D599242S

(12) **United States Design Patent**
Yang

(10) **Patent No.:** **US D599,242 S**
(45) **Date of Patent:** **** Sep. 1, 2009**

(54) **ELECTRONIC ARTICLE SURVEILLANCE TAG**

(75) Inventor: **Xiao Hui Yang**, Los Altos, CA (US)

(73) Assignee: **WG Security Products**, San Jose, CA (US)

(**) Term: **14 Years**

(21) Appl. No.: **29/332,707**

(22) Filed: **Feb. 23, 2009**

(51) **LOC (9) Cl.** **10-05**

(52) **U.S. Cl.** **D10/104**

(58) **Field of Classification Search** D10/104,
D10/106; 340/571.2, 571.8, 571.9, 571.1,
340/572.8; 24/704.1; 70/57.1; 135/16; D8/332,
D8/333, 342, 343

See application file for complete search history.

(56) **References Cited**

U.S. PATENT DOCUMENTS

4,506,415 A	3/1985	Swift	
5,337,503 A	8/1994	Goby	
5,570,080 A	10/1996	Inoue	
D394,197 S *	5/1998	Zeller	D8/333
5,856,782 A	1/1999	Sasagawa	
5,959,532 A	9/1999	Fujiuchi	
D434,965 S *	12/2000	Ling	D8/333
D436,015 S *	1/2001	Yu	D8/333
6,188,320 B1	2/2001	Kolton	
D448,273 S *	9/2001	Lai	D8/333
D450,560 S *	11/2001	Yu	D8/333
D457,417 S *	5/2002	De Lima Castro	D8/333
6,624,753 B2	9/2003	Elston	
6,731,212 B2	5/2004	Hirose	
D493,739 S	8/2004	Copen	
D494,487 S	8/2004	Sayegh	
D502,419 S	3/2005	Copen	
D503,900 S	4/2005	Sayegh	
D504,634 S	5/2005	Sayegh	
D504,839 S	5/2005	Sayegh	
D505,349 S	5/2005	Sayegh	

6,933,847 B2	8/2005	Feibelman	
D509,454 S	9/2005	Sayegh	
D510,884 S	10/2005	Sayegh	
7,062,823 B2	6/2006	Copen	
7,129,841 B2	10/2006	Feibelman	
D540,149 S *	4/2007	Tollefson	D8/330
7,227,467 B2	6/2007	Feibelman	
7,249,401 B2	7/2007	Copen	
D557,106 S *	12/2007	Kuwayama et al.	D8/333
7,342,495 B2	3/2008	Sayegh	
D566,598 S	4/2008	Sayegh	
D567,128 S	4/2008	Sayegh	
D578,030 S	10/2008	Yang	
2005/0116827 A1 *	6/2005	Feibelman	340/572.9
2005/0270155 A1 *	12/2005	Sayegh	340/572.1
2006/0145873 A1	7/2006	Feibelman	
2006/0220848 A1 *	10/2006	Tropper	340/568.1
2007/0285243 A1	12/2007	Feibelman	
2008/0157979 A1	7/2008	Sayegh	
2008/0165014 A1	7/2008	Sayegh	

* cited by examiner

Primary Examiner—Caron Veynar

Assistant Examiner—George D Kirschbaum

(74) *Attorney, Agent, or Firm*—Waters Law Group, PLLC; Robert R. Waters; Brian W. Foxworthy

(57) **CLAIM**

The ornamental design for an electronic article surveillance tag, as shown and described.

DESCRIPTION

FIG. 1 is a front perspective view of my new design for a lanyard tag.

FIG. 2 is a front view of my new design for a lanyard tag.

FIG. 3 is a back view of my new design for a lanyard tag.

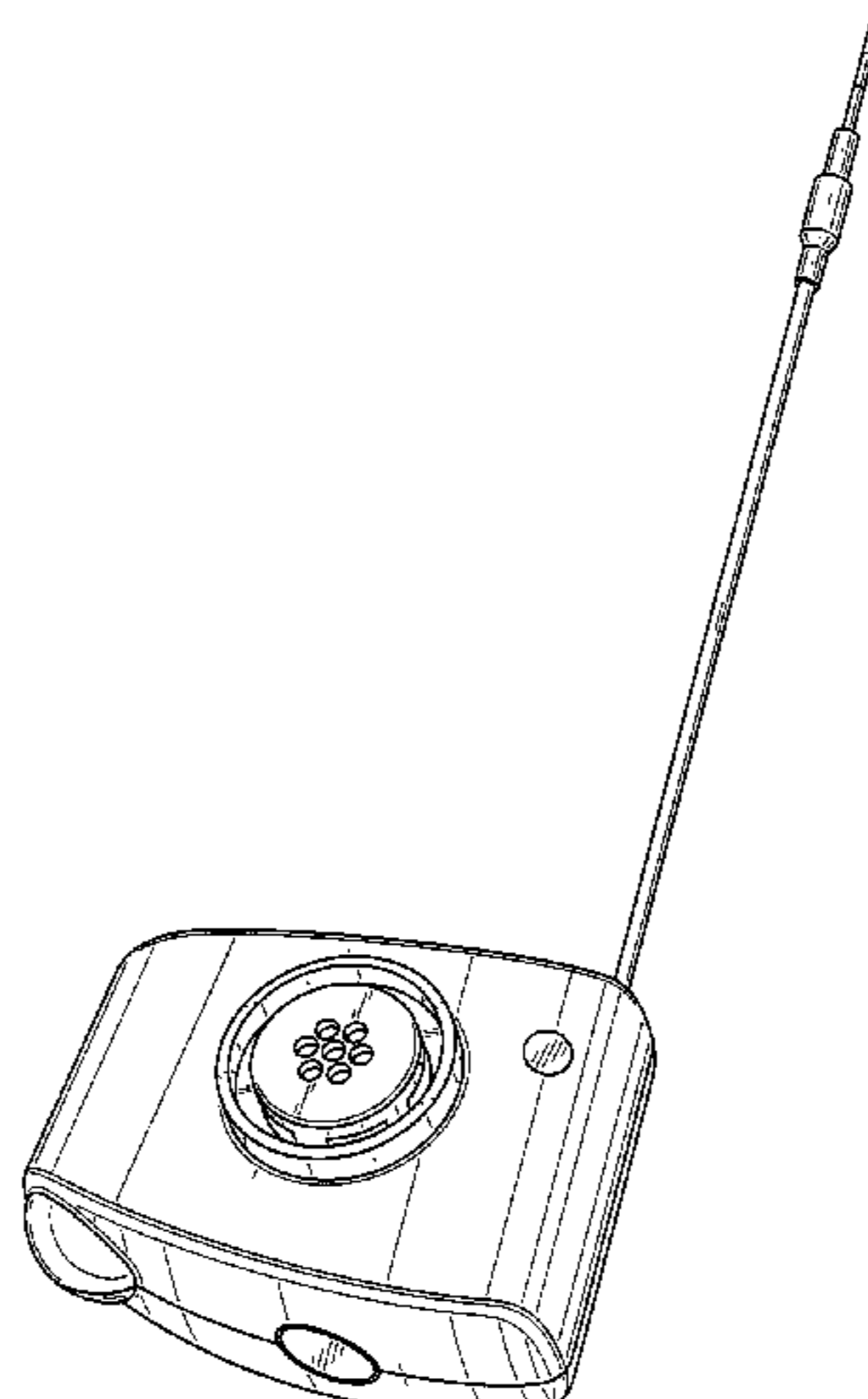
FIG. 4 is a left side view of my new design for a lanyard tag.

FIG. 5 is a right side view of my new design for a lanyard tag.

FIG. 6 is a top view of my new design for a lanyard tag; and,

FIG. 7 is a bottom view of my new design for a lanyard tag.

1 Claim, 5 Drawing Sheets



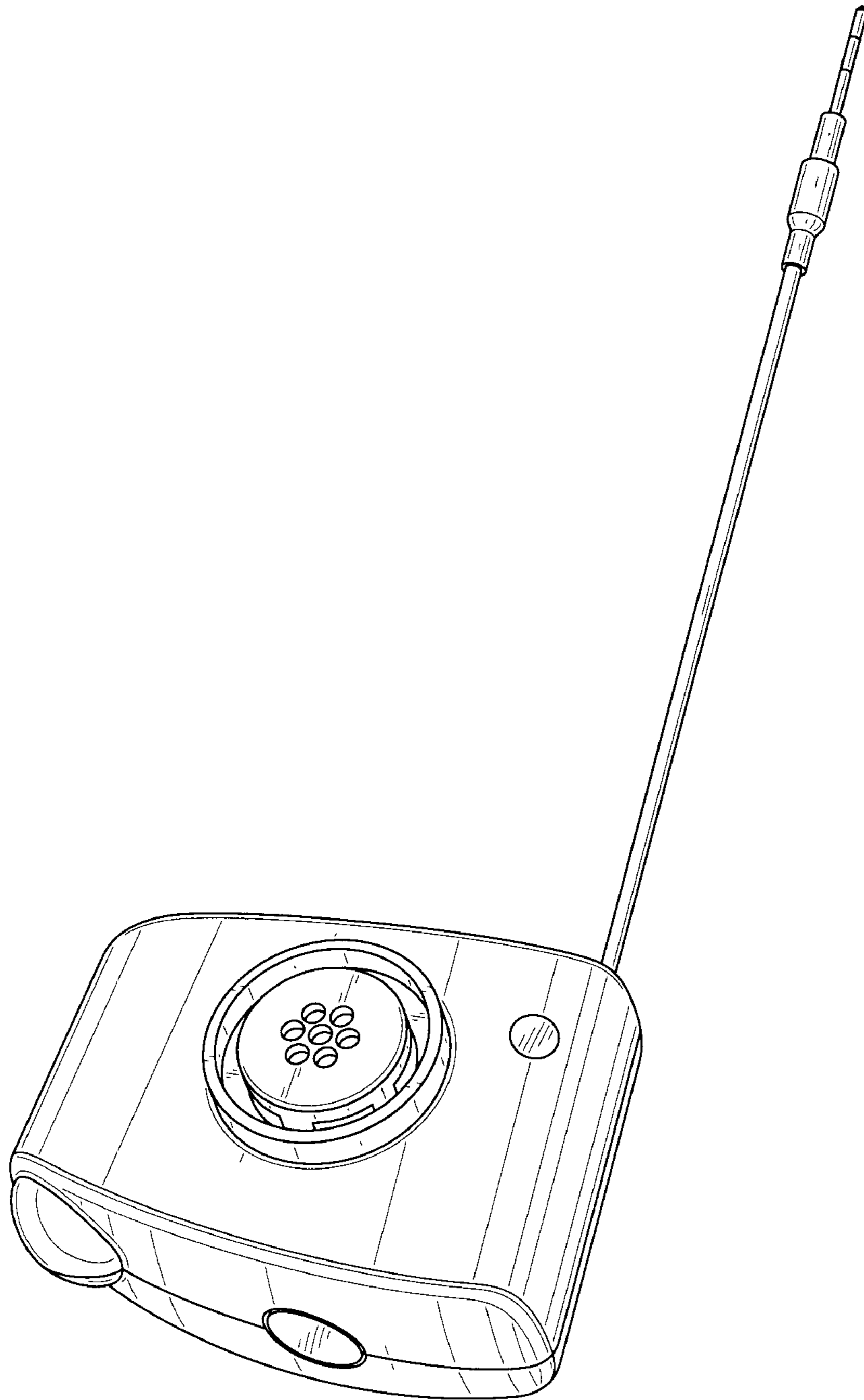


FIG. 1

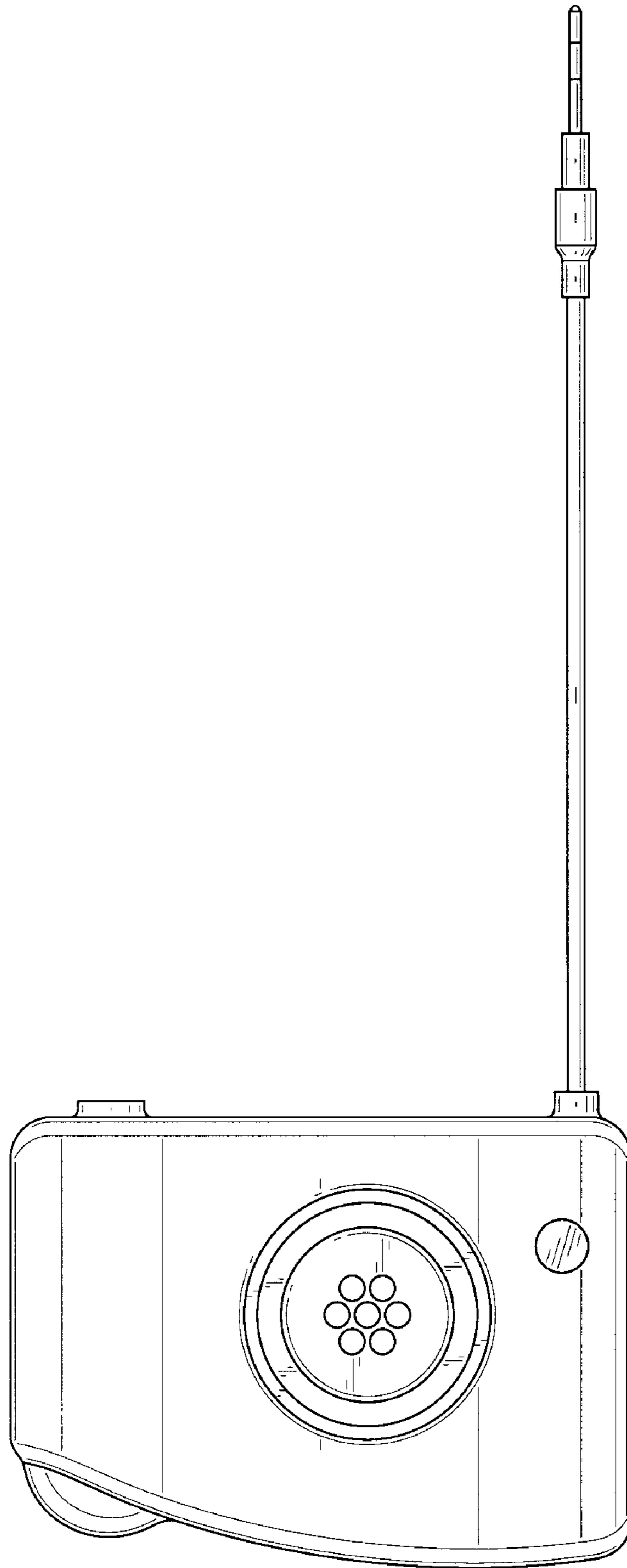


FIG. 2

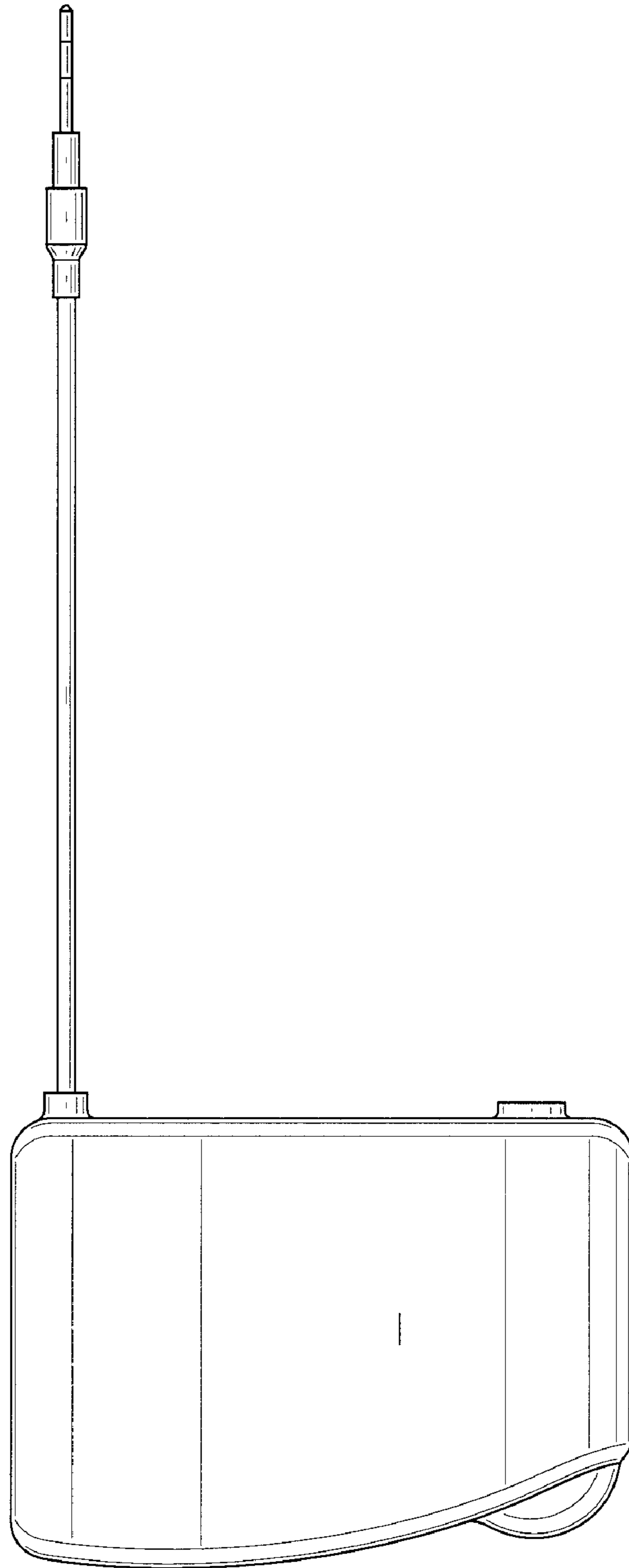


FIG. 3

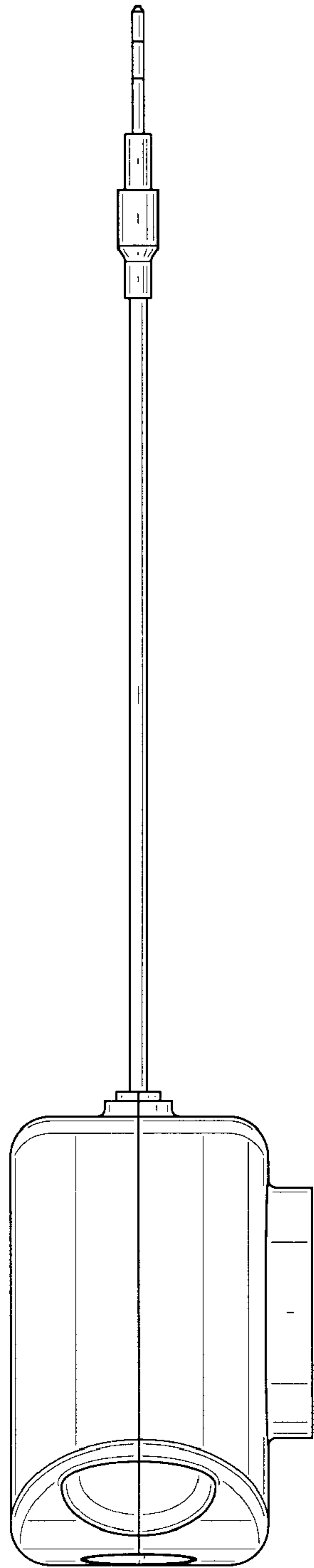


FIG. 4

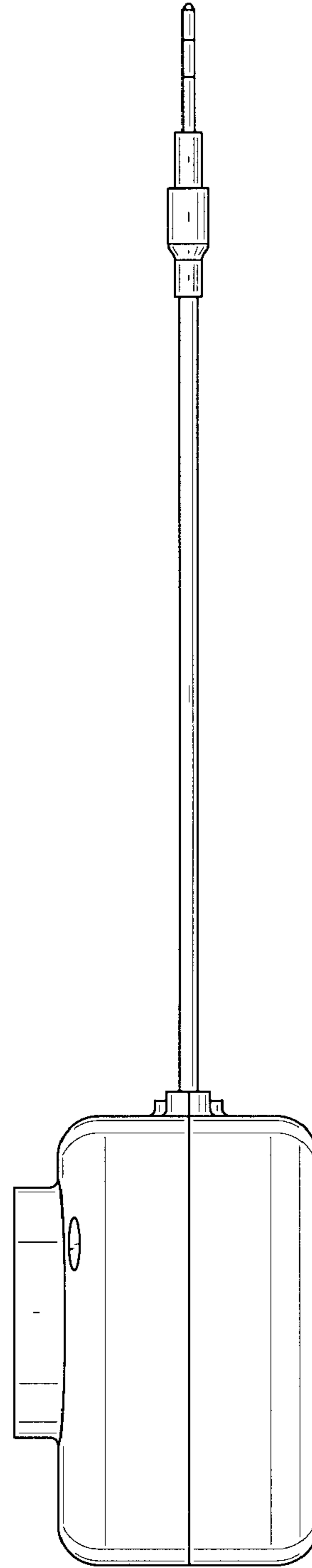


FIG. 5

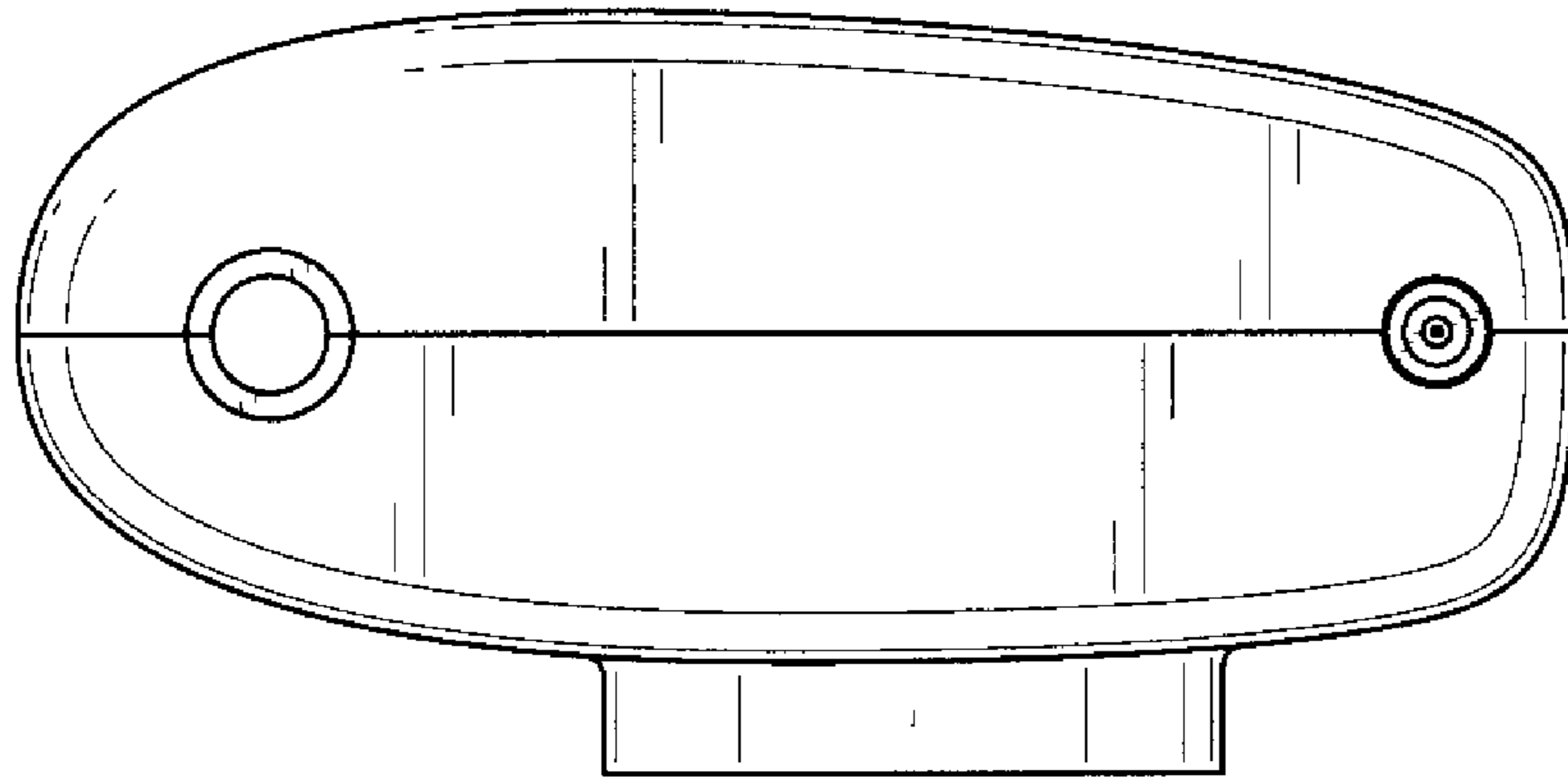


FIG. 6

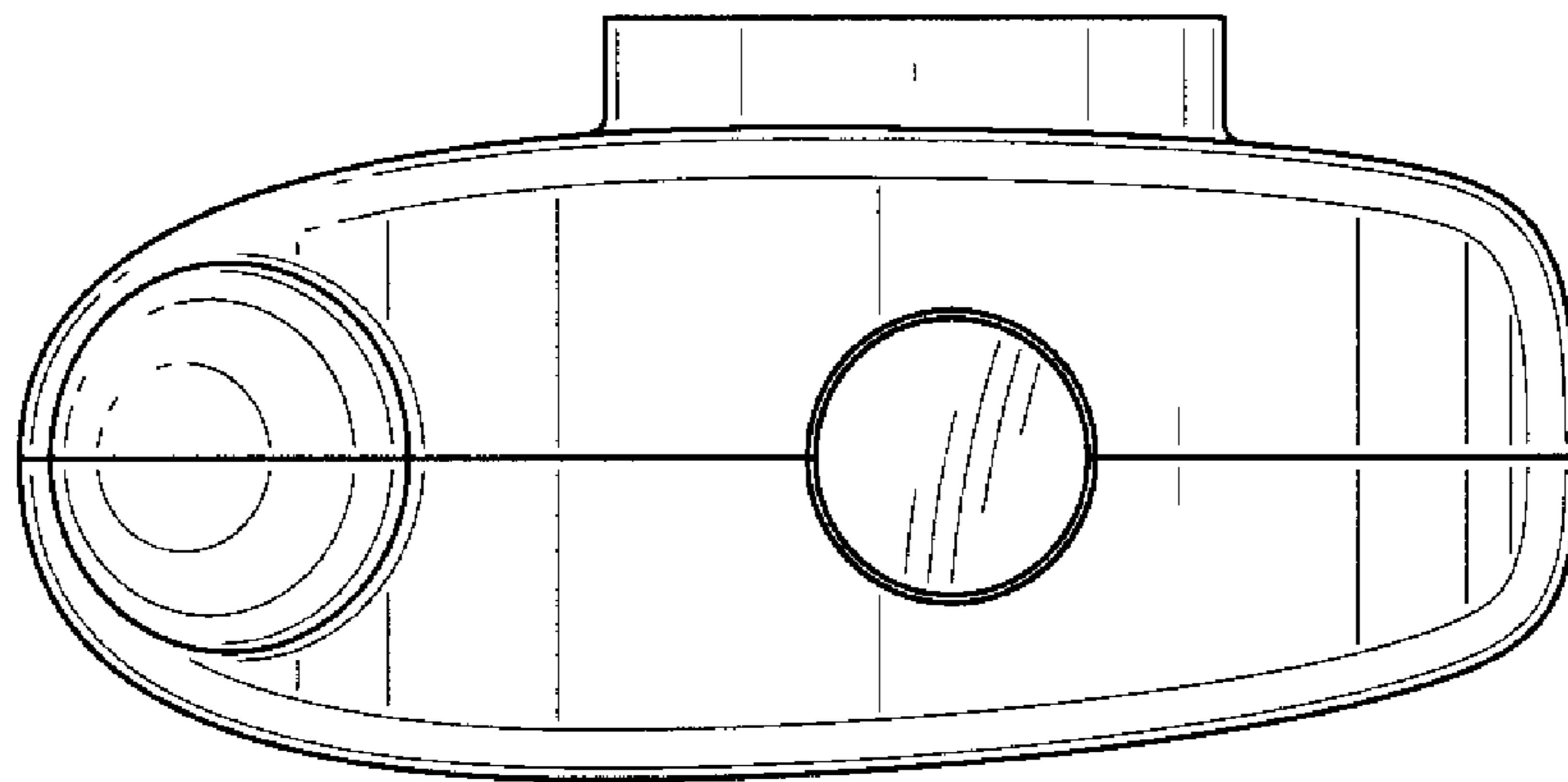


FIG. 7