

US00D599225S

(12) **United States Design Patent**
Bialek-Wester

(10) **Patent No.:** **US D599,225 S**

(45) **Date of Patent:** **** Sep. 1, 2009**

(54) **TIMER**

(75) Inventor: **Tracy Bialek-Wester**, North Melbourne (AU)

(73) Assignee: **Ripple Products Pty Ltd**, North Melbourne, Victoria (AU)

(**) Term: **14 Years**

(21) Appl. No.: **29/301,516**

(22) Filed: **Mar. 4, 2008**

(51) **LOC (9) Cl.** **10-03**

(52) **U.S. Cl.** **D10/40; D10/6; D10/15**

(58) **Field of Classification Search** D10/40, D10/6, 15, 54; 368/285, 276, 316, 317, 107-123
See application file for complete search history.

(56) **References Cited**

U.S. PATENT DOCUMENTS

D178,631	S	*	9/1956	Block	D10/124
2,803,300	A	*	8/1957	Warkentien	368/112
D199,193	S	*	9/1964	Escalante	D10/6
D205,299	S	*	7/1966	Escalante	D10/6
D253,041	S	*	10/1979	Ellard	D10/15
D270,623	S	*	9/1983	Henkels	D10/2
D279,457	S	*	7/1985	Murphy	D10/22
D279,458	S	*	7/1985	Murphy	D10/25
D282,446	S	*	2/1986	Gremontprez et al.	D10/40
D284,358	S	*	6/1986	Chan	D10/40

D303,767	S	*	10/1989	Baird et al.	D10/30
D311,266	S	*	10/1990	Parker	D2/866
D337,952	S	*	8/1993	Wolff	D10/30
D383,983	S	*	9/1997	Steinhagen et al.	D10/22
5,761,157	A	*	6/1998	Takeda et al.	368/10
D488,393	S	*	4/2004	Hsu	D10/40
6,891,779	B1	*	5/2005	Pornel	368/113
D515,440	S	*	2/2006	Maddocks, III	D10/40
7,317,664	B2	*	1/2008	Klein	368/107

* cited by examiner

Primary Examiner—Lucy Lieberman

(74) *Attorney, Agent, or Firm*—Wegman, Hessler & Vanderburg

(57) **CLAIM**

The ornamental design for a timer, as shown and described.

DESCRIPTION

FIG. 1 is a front perspective view of a timer showing my new design;

FIG. 2 is a rear perspective view thereof;

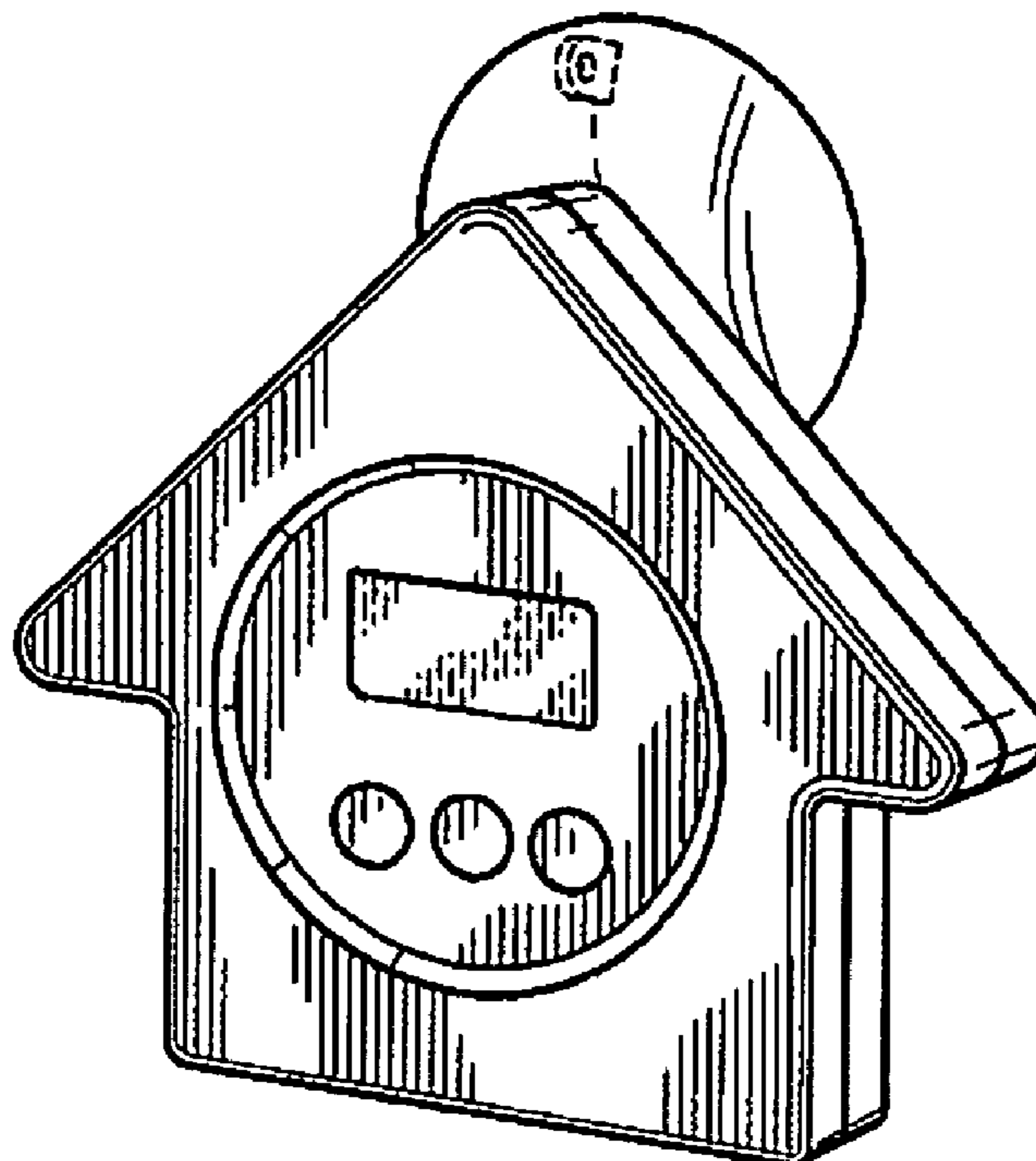
FIG. 3 is a front view of the invention;

FIG. 4 is a rear elevation thereof; and,

FIG. 5 is a bottom plan view thereof.

The broken lines in the drawings are for illustrative purposes only and do not form part of the claimed design.

1 Claim, 1 Drawing Sheet



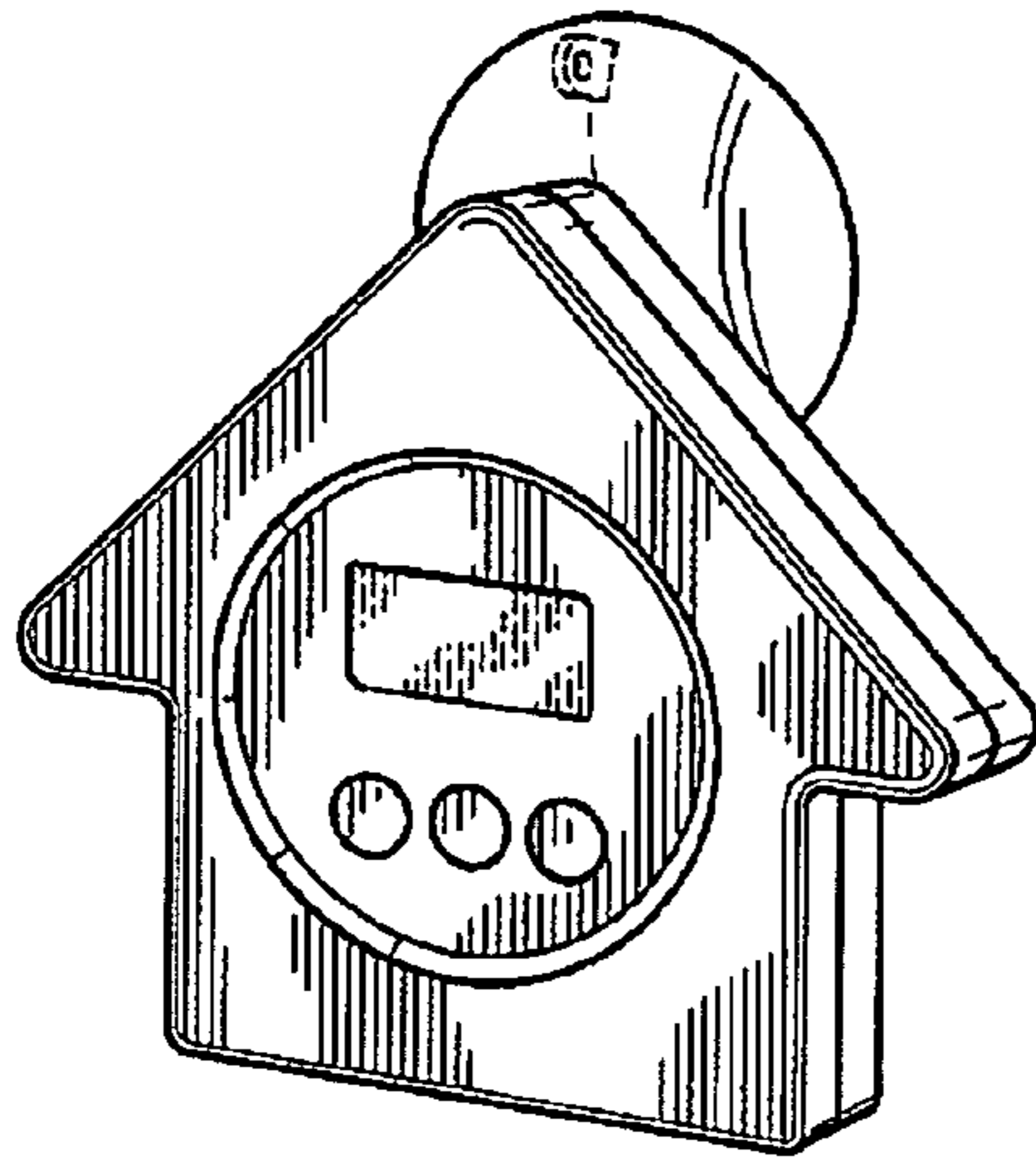


FIG. 1




FIG. 2

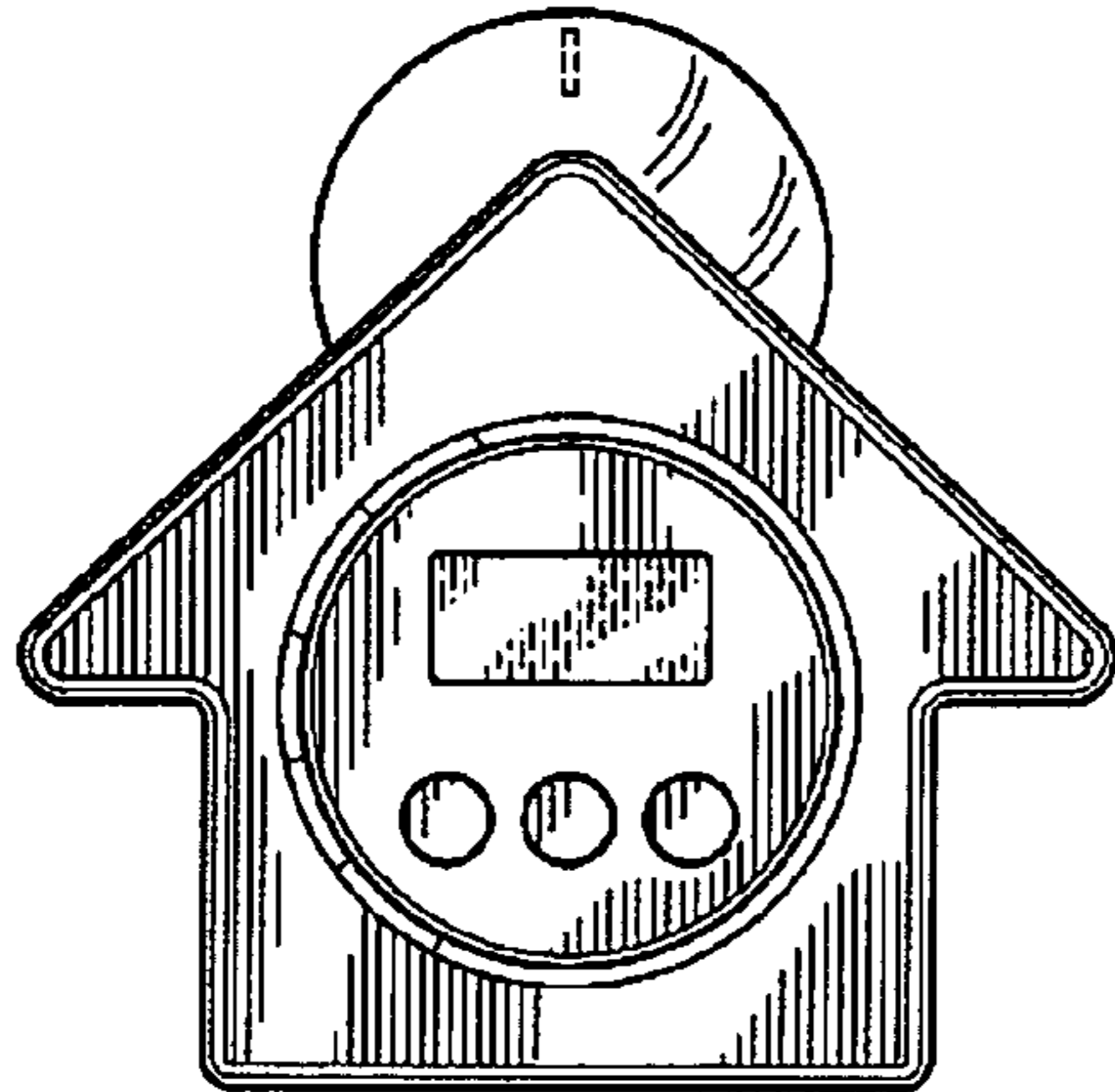


FIG. 3

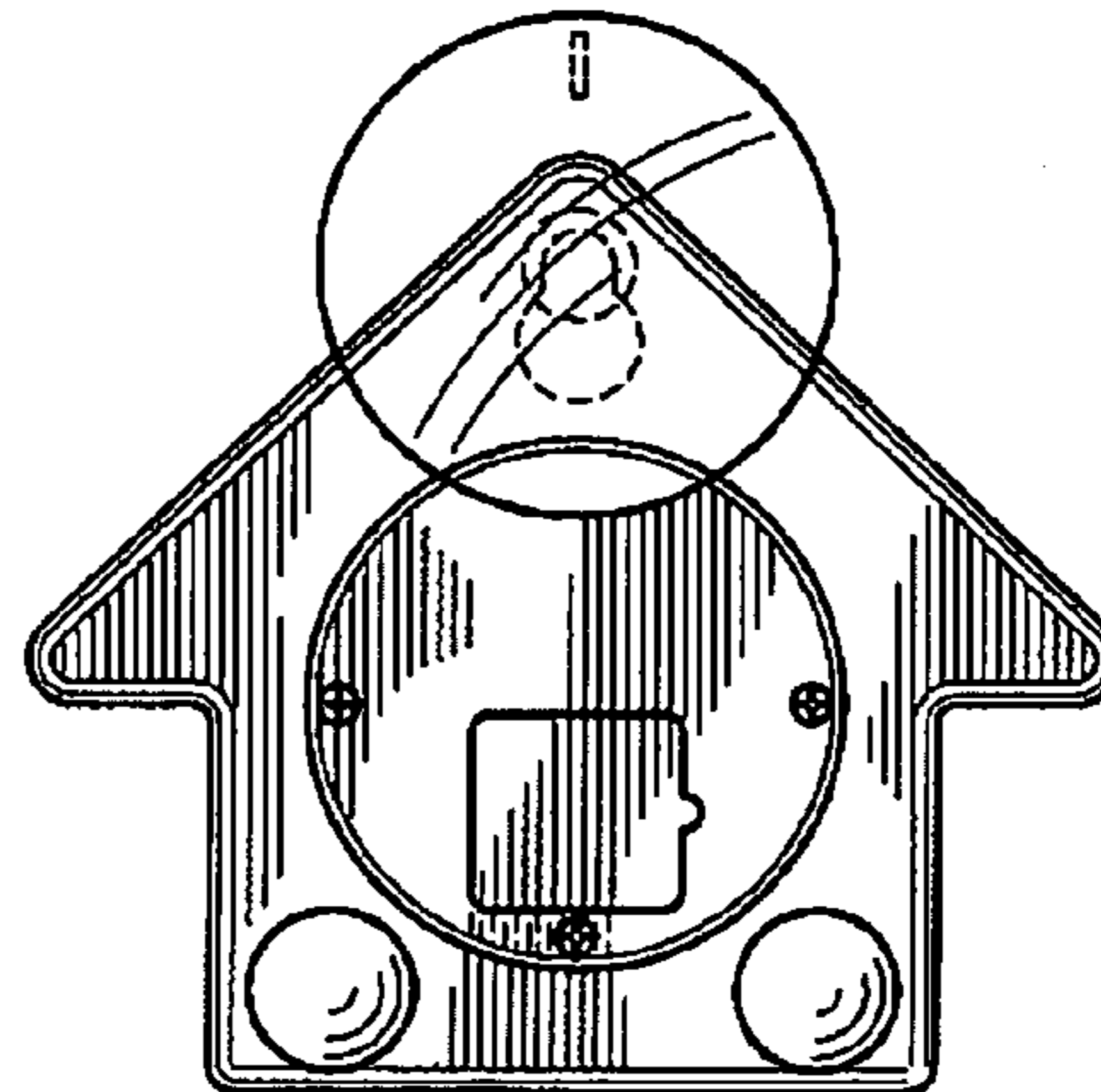


FIG. 4

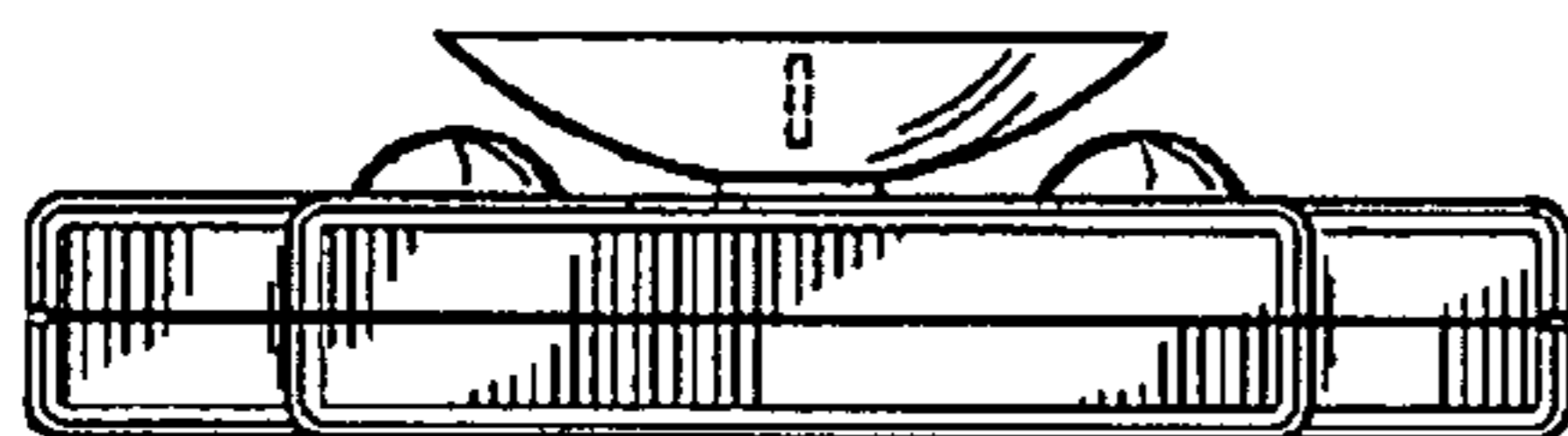


FIG. 5