

US00D599224S

(12) **United States Design Patent**
Bialek-Wester

(10) **Patent No.:** **US D599,224 S**

(45) **Date of Patent:** **** Sep. 1, 2009**

(54) **TIMER**

(75) **Inventor:** **Tracy Bialek-Wester**, North Melbourne (AU)

(73) **Assignee:** **Ripple Products Pty Ltd**, North Melbourne, Victoria (AU)

(**) **Term:** **14 Years**

(21) **Appl. No.:** **29/301,515**

(22) **Filed:** **Mar. 4, 2008**

(51) **LOC (9) Cl.** **10-03**

(52) **U.S. Cl.** **D10/40; D10/7; D10/15**

(58) **Field of Classification Search** D10/40,
D10/7, 15, 34, 54; 368/285, 276, 316, 107-123;
D21/608

See application file for complete search history.

(56) **References Cited**

U.S. PATENT DOCUMENTS

D93,663	S	*	10/1934	Kogan	D10/7
D144,399	S	*	4/1946	Levitan	D10/7
D161,713	S	*	1/1951	Sessions	D10/7
D166,756	S	*	5/1952	Keane	D10/7
D176,020	S	*	11/1955	Ising	D10/4
2,803,300	A	*	8/1957	Warkentien	368/112
3,444,685	A	*	5/1969	Juillerat	368/276
D221,342	S	*	8/1971	Chronos	D21/608
D245,673	S	*	9/1977	Bartlett	D10/7
D277,496	S	*	2/1985	Daugherty	D21/608
D282,446	S	*	2/1986	Gremontprez et al.	D10/40

D284,358	S	*	6/1986	Chan	D10/40
D303,767	S	*	10/1989	Baird et al.	D10/30
D311,266	S	*	10/1990	Parker	D2/866
5,568,452	A	*	10/1996	Kronenberg	368/262
D383,983	S	*	9/1997	Steinhagen et al.	D10/22
5,761,157	A	*	6/1998	Takeda et al.	368/10
D475,300	S	*	6/2003	Dunn	D10/15
D515,440	S	*	2/2006	Maddocks, III	D10/40
D557,149	S	*	12/2007	Conley et al.	D10/40
7,317,664	B2	*	1/2008	Klein	368/107
2005/0041534	A1	*	2/2005	McCarthy	368/109

* cited by examiner

Primary Examiner—Lucy Lieberman

(74) *Attorney, Agent, or Firm*—Wegman, Hessler & Vanderburg

(57) **CLAIM**

The ornamental design for a timer, as shown and described.

DESCRIPTION

FIG. 1 is a front perspective view of a timer showing my new design;

FIG. 2 is a rear perspective view thereof;


FIG. 3 is a front view of the invention;

FIG. 4 is a rear elevation thereof; and,

FIG. 5 is a top plan view of the invention.

The broken lines in the drawings are for illustrative purposes only and do not form part of the claimed design.

1 Claim, 1 Drawing Sheet






FIG. 1

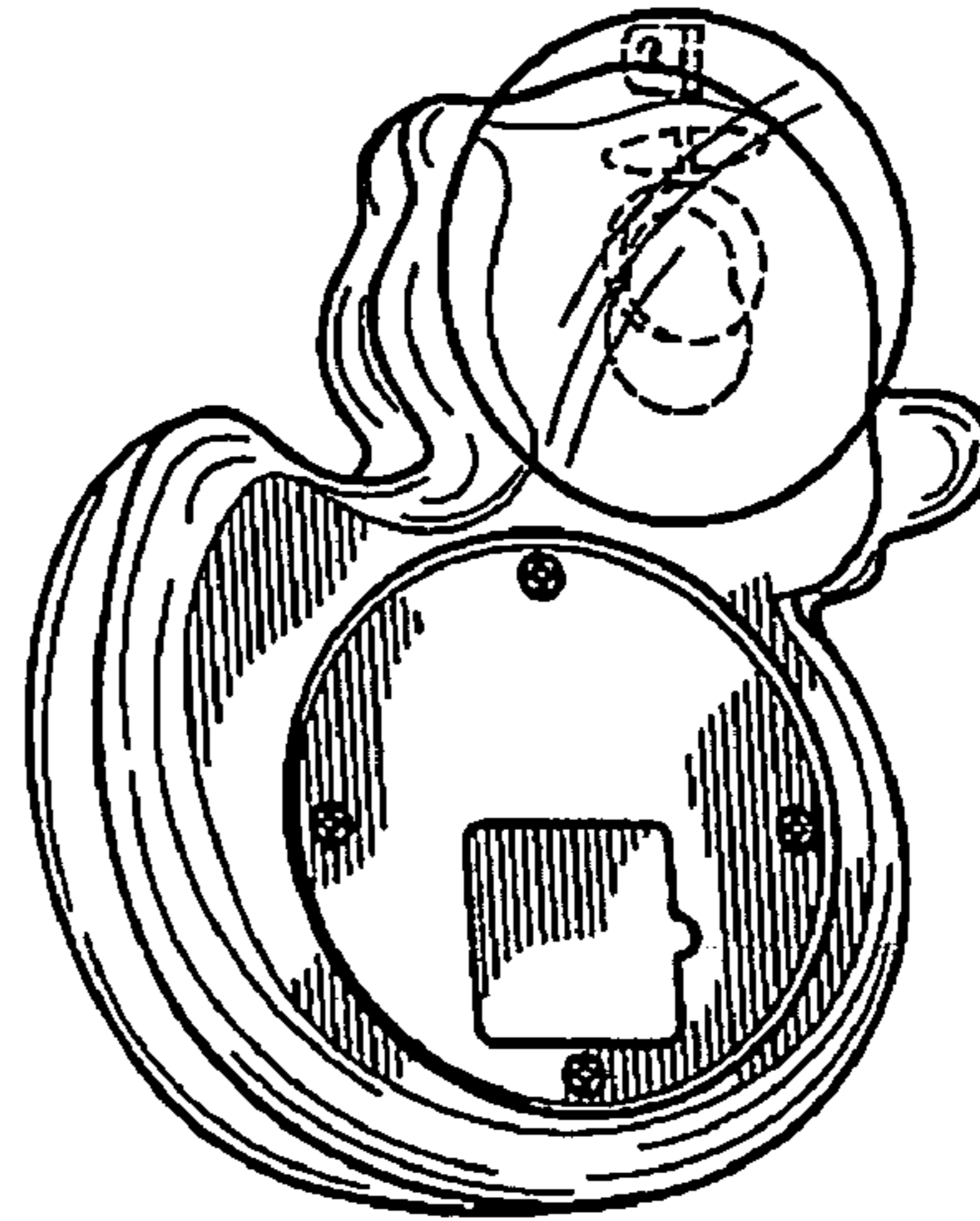


FIG. 2




FIG. 3

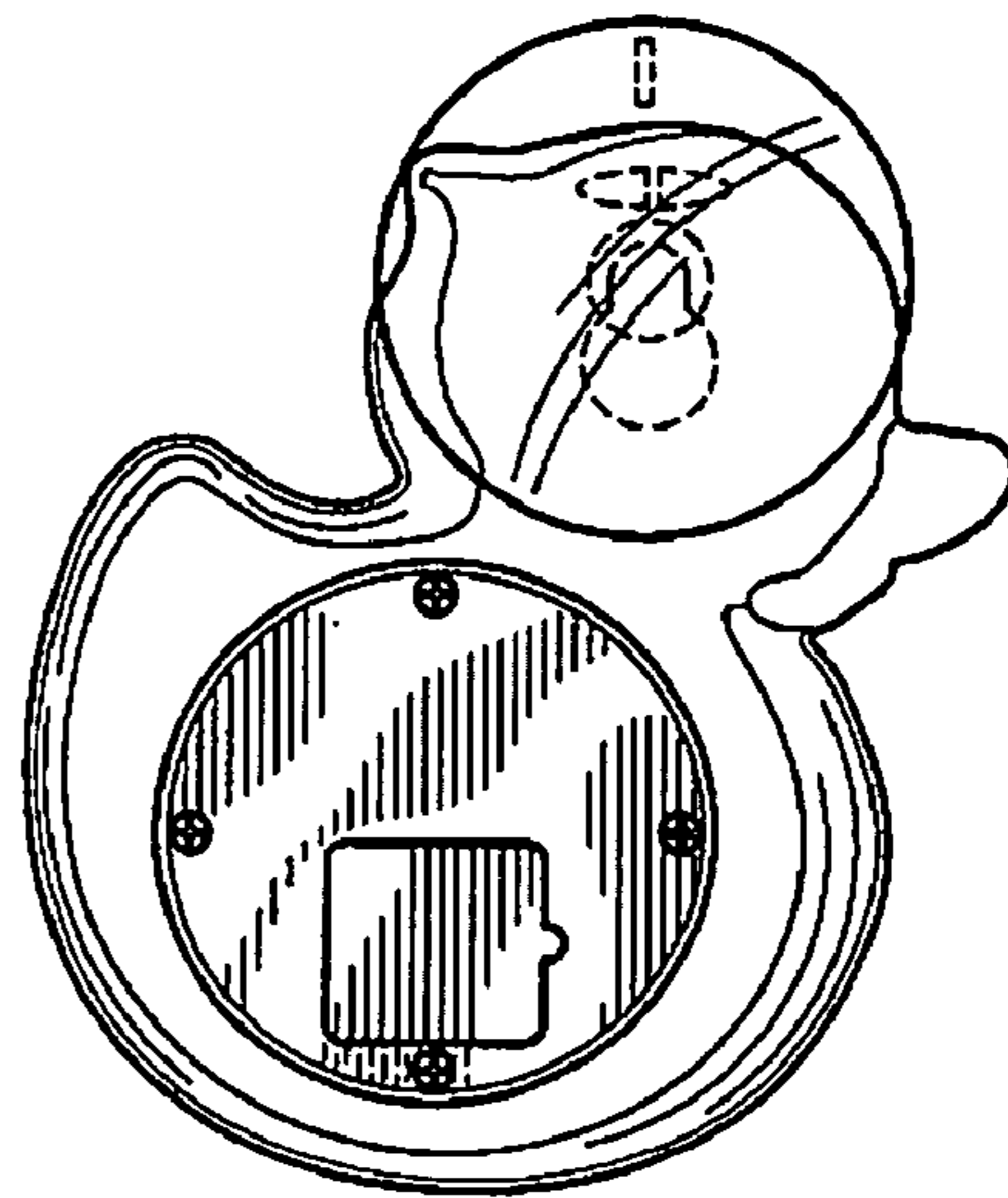


FIG. 4

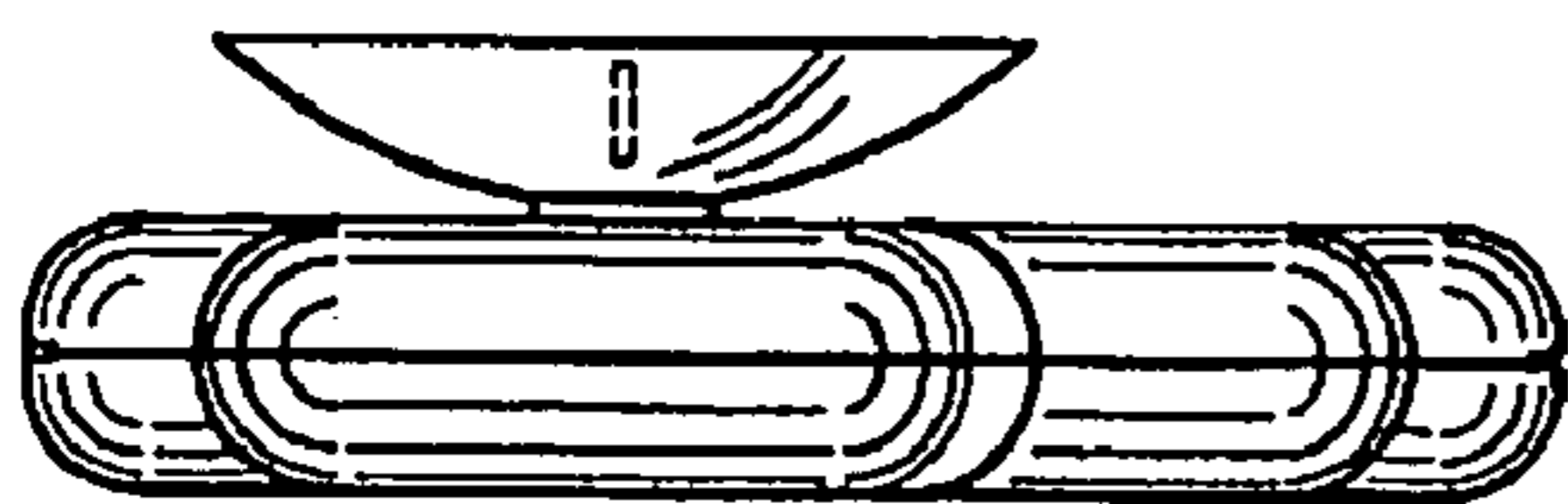


FIG. 5