

US00D599222S

(12) **United States Design Patent**  
**Bialek-Wester**

(10) **Patent No.:** **US D599,222 S**

(45) **Date of Patent:** **\*\* Sep. 1, 2009**

(54) **TIMER**

(75) **Inventor:** **Tracy Bialek-Wester**, North Melbourne (AU)

(73) **Assignee:** **Ripple Product Pty Ltd**, North Melbourne, Victoria (AU)

(\*\*) **Term:** **14 Years**

(21) **Appl. No.:** **29/301,511**

(22) **Filed:** **Mar. 4, 2008**

(51) **LOC (9) Cl.** ..... **10-03**

(52) **U.S. Cl.** ..... **D10/40; D10/15**

(58) **Field of Classification Search** ..... D10/40,  
D10/15, 24-26; 368/285, 276, 316, 317,  
368/107-123

See application file for complete search history.

(56) **References Cited**

**U.S. PATENT DOCUMENTS**

2,803,300	A *	8/1957	Warkentien	.....	368/112
D270,623	S *	9/1983	Henkels	.....	D10/2
D271,182	S *	11/1983	Iorio	.....	D10/40
D276,219	S *	11/1984	Mox	.....	D10/40
D282,446	S *	2/1986	Gremonprez et al.	.....	D10/40
D283,403	S *	4/1986	Chan	.....	D10/40
D284,358	S *	6/1986	Chan	.....	D10/40
D303,767	S *	10/1989	Baird et al.	.....	D10/30
D311,266	S *	10/1990	Parker	.....	D2/866

D337,952	S *	8/1993	Wolff	.....	D10/30
5,568,452	A *	10/1996	Kronenberg	.....	368/262
D383,983	S *	9/1997	Steinhagen et al.	.....	D10/22
6,357,746	B1 *	3/2002	Sadowski	.....	273/148 R
D488,393	S *	4/2004	Hsu	.....	D10/40
6,891,779	B1 *	5/2005	Pornel	.....	368/113
D515,440	S *	2/2006	Maddocks, III	.....	D10/40
7,317,664	B2 *	1/2008	Klein	.....	368/107
D564,372	S *	3/2008	Bhavnani	.....	D10/40

\* cited by examiner

*Primary Examiner*—Lucy Lieberman

(74) *Attorney, Agent, or Firm*—Wegman, Hessler & Vanderburg

(57) **CLAIM**

The ornamental design for a timer, as shown and described.

**DESCRIPTION**

FIG. 1 is a front perspective view of a timer showing my new design;

FIG. 2 is a rear perspective view thereof;


FIG. 3 is a front view of the invention;

FIG. 4 is a rear elevation thereof; and,

FIG. 5 is a top plan view of the invention.

The broken lines in the drawings are for illustrative purposes only and do not form part of the claimed design.

**1 Claim, 1 Drawing Sheet**



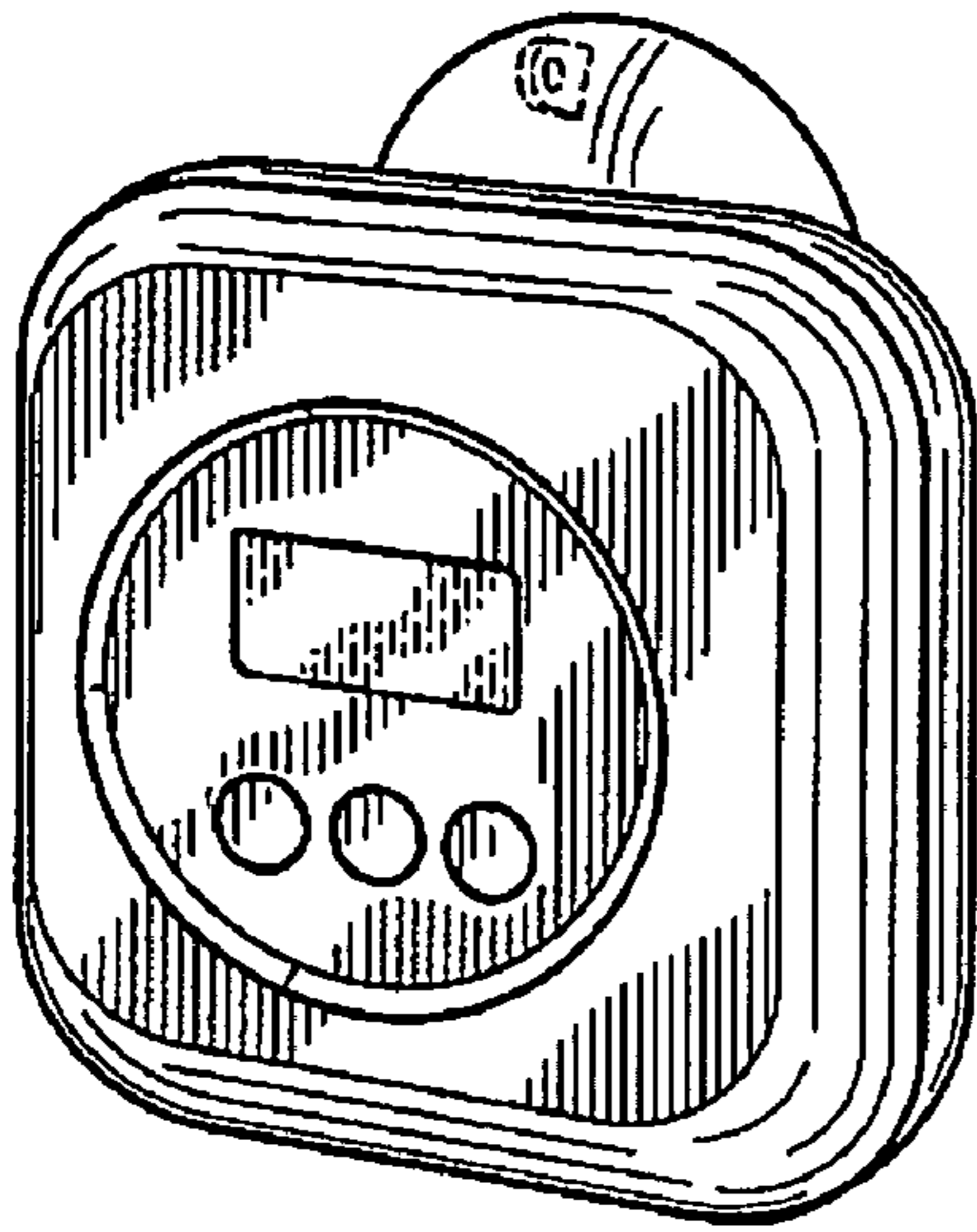


FIG. 1

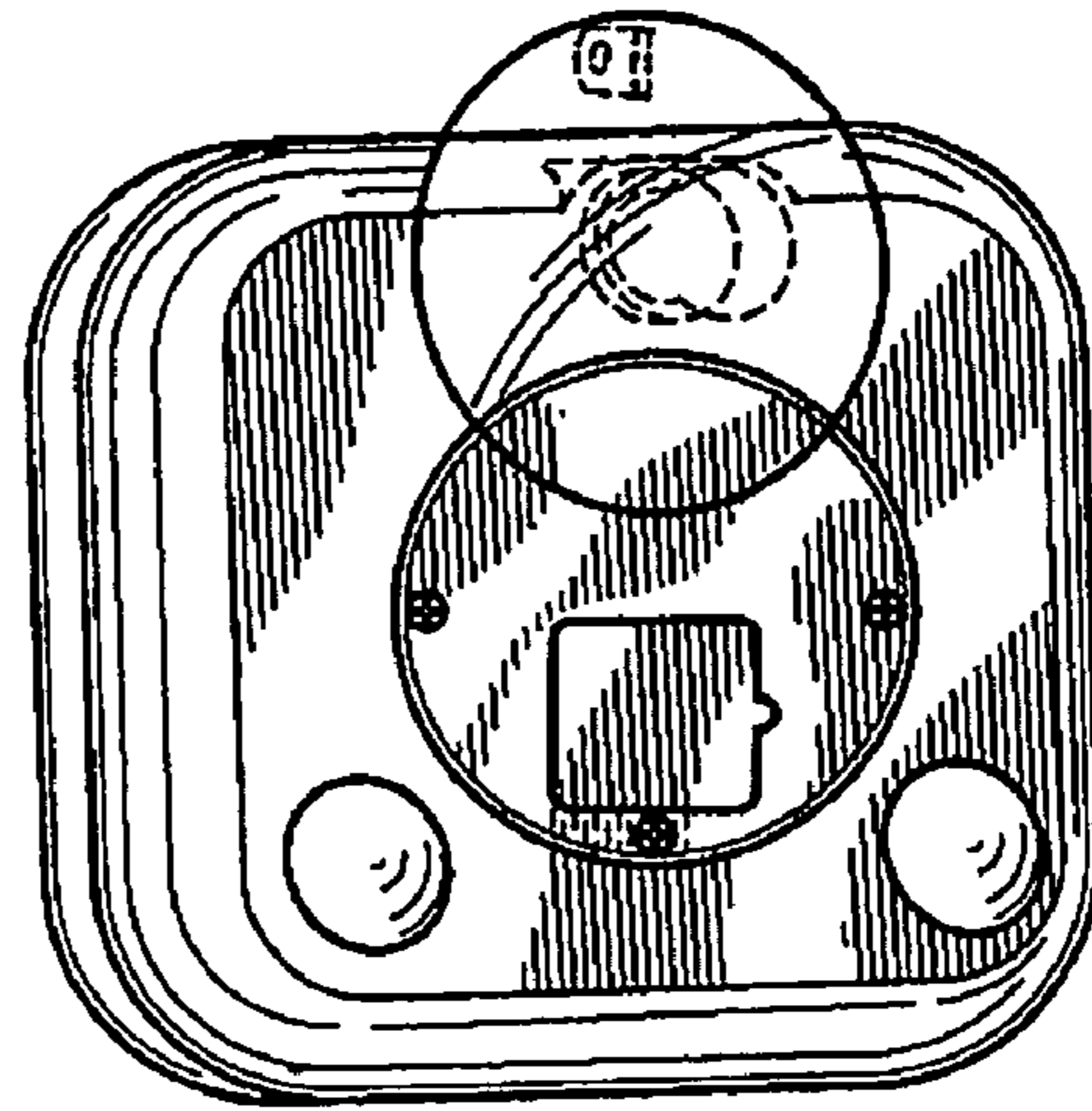


FIG. 2

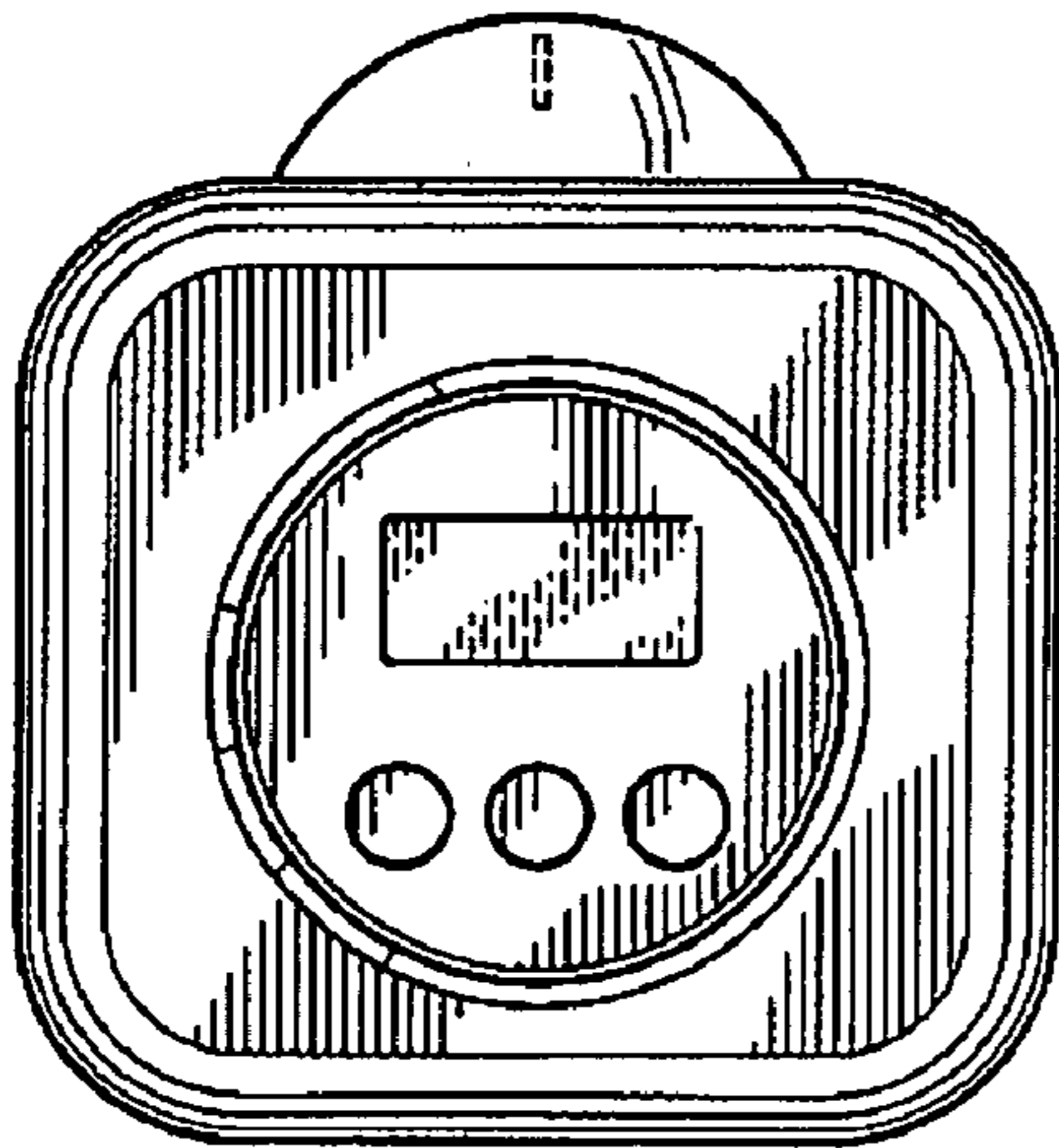


FIG. 3

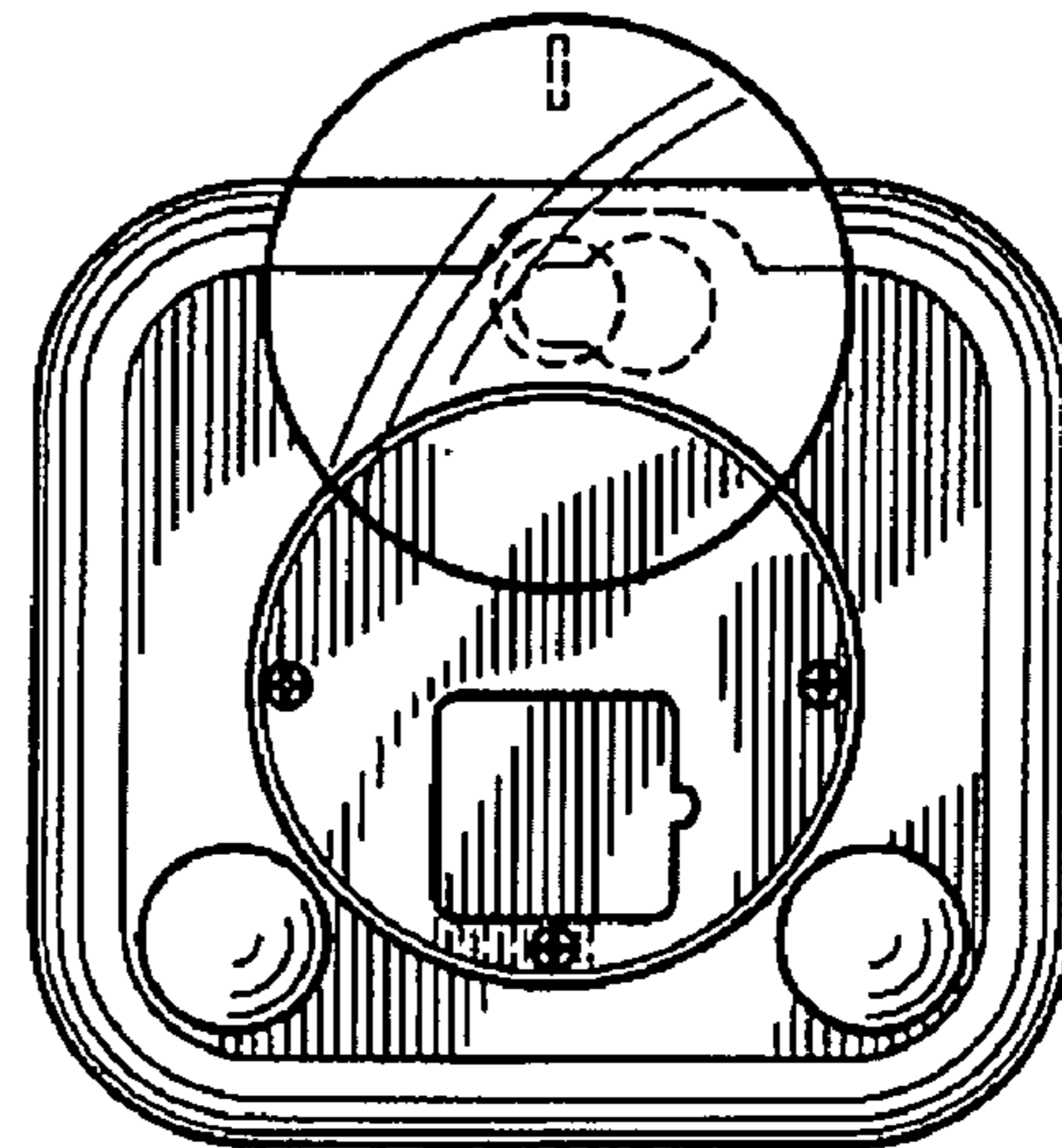


FIG. 4

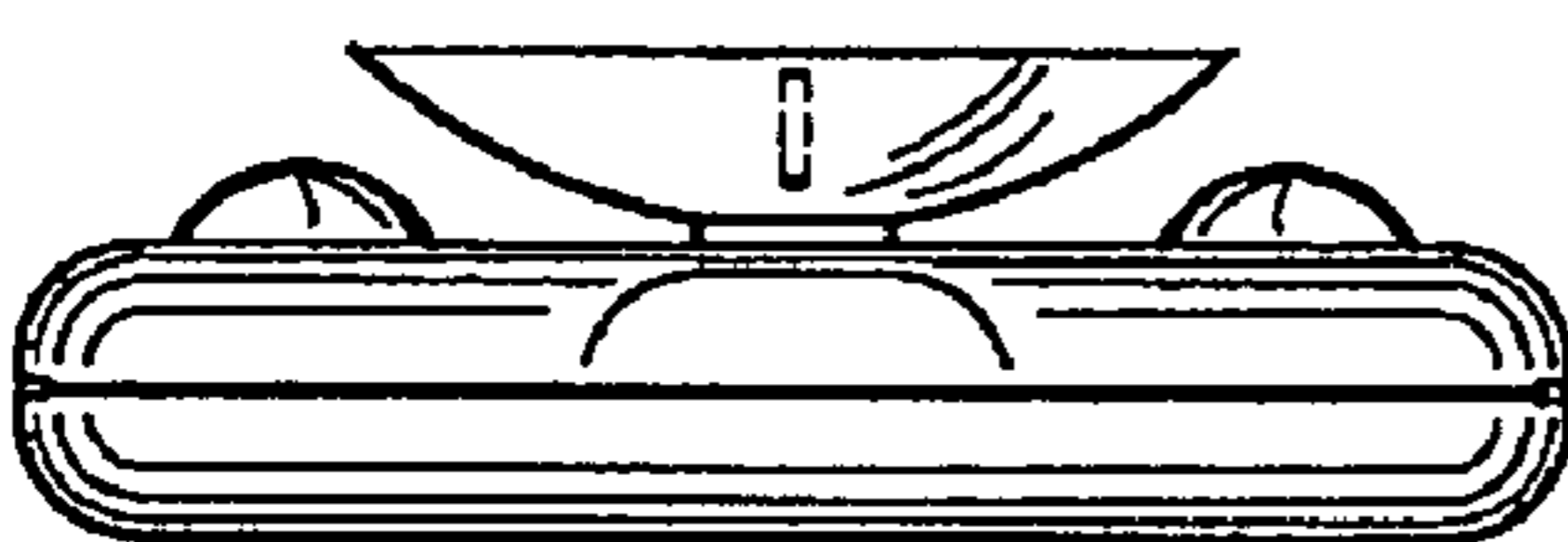


FIG. 5