



US00D599207S

(12) **United States Design Patent**  
**Hilliard, Jr. et al.**

(10) **Patent No.:** **US D599,207 S**  
(45) **Date of Patent:** **\*\* Sep. 1, 2009**

(54) **PORTION OF A CONTAINER**

(75) Inventors: **Peter R. Hilliard, Jr.**, Far Hills, NJ  
(US); **John H. Swanson**, Rutherford, NJ  
(US); **Eric Charles**, Parlin, NJ (US)

(73) Assignee: **Colgate-Palmolive Co.**, New York, NY  
(US)

(\*\*) Term: **14 Years**

(21) Appl. No.: **29/319,267**

(22) Filed: **Jun. 6, 2008**

(51) **LOC (9) Cl.** ..... **09-01**

(52) **U.S. Cl.** ..... **D9/516; D9/521; D9/552**

(58) **Field of Classification Search** ..... D9/516,  
D9/520, 521, 529, 549, 550, 551, 552, 554,  
D9/563, 564, 565, 567, 574, 575; 215/381-385  
See application file for complete search history.

(56) **References Cited**

U.S. PATENT DOCUMENTS

1,665,978	A	4/1928	Radford	
D311,133	S *	10/1990	Wiseman et al.	D9/521
D399,747	S *	10/1998	Bertolini et al.	D9/520
D403,123	S	12/1998	Sgariboldi	
D407,164	S	3/1999	Bell et al.	
D427,072	S	6/2000	Gaffney et al.	
D446,725	S *	8/2001	Lloyd	D9/521
D455,655	S *	4/2002	Bunce	D9/521
D472,014	S	3/2003	Jackel-Marken	
D473,141	S	4/2003	Cummings	
D486,065	S *	2/2004	Hutchinson et al.	D9/521
D491,813	S *	6/2004	Calello	D9/521
D501,141	S *	1/2005	Bakic	D9/521

D509,148	S *	9/2005	Wilson et al.	D9/741
D527,640	S	9/2006	Cummings et al.	
D539,652	S *	4/2007	Moretti	D9/521
D547,190	S *	7/2007	Kuzma et al.	D9/521
D548,599	S *	8/2007	Blasko	D9/516
D552,997	S *	10/2007	Blasko	D9/521
D552,998	S *	10/2007	Blasko	D9/521
D553,989	S *	10/2007	Blasko	D9/521
D563,789	S	3/2008	Mongeon et al.	
D570,219	S *	6/2008	Blasko	D9/516
D580,767	S	11/2008	Okin et al.	

FOREIGN PATENT DOCUMENTS

GB	D 2025951	8/1993
GB	D 3009297	1/2003

\* cited by examiner

*Primary Examiner*—Elizabeth J. Oswecki

(74) *Attorney, Agent, or Firm*—Amy M. Fernandez

(57) **CLAIM**

The ornamental design for a portion of a container, as shown and described.

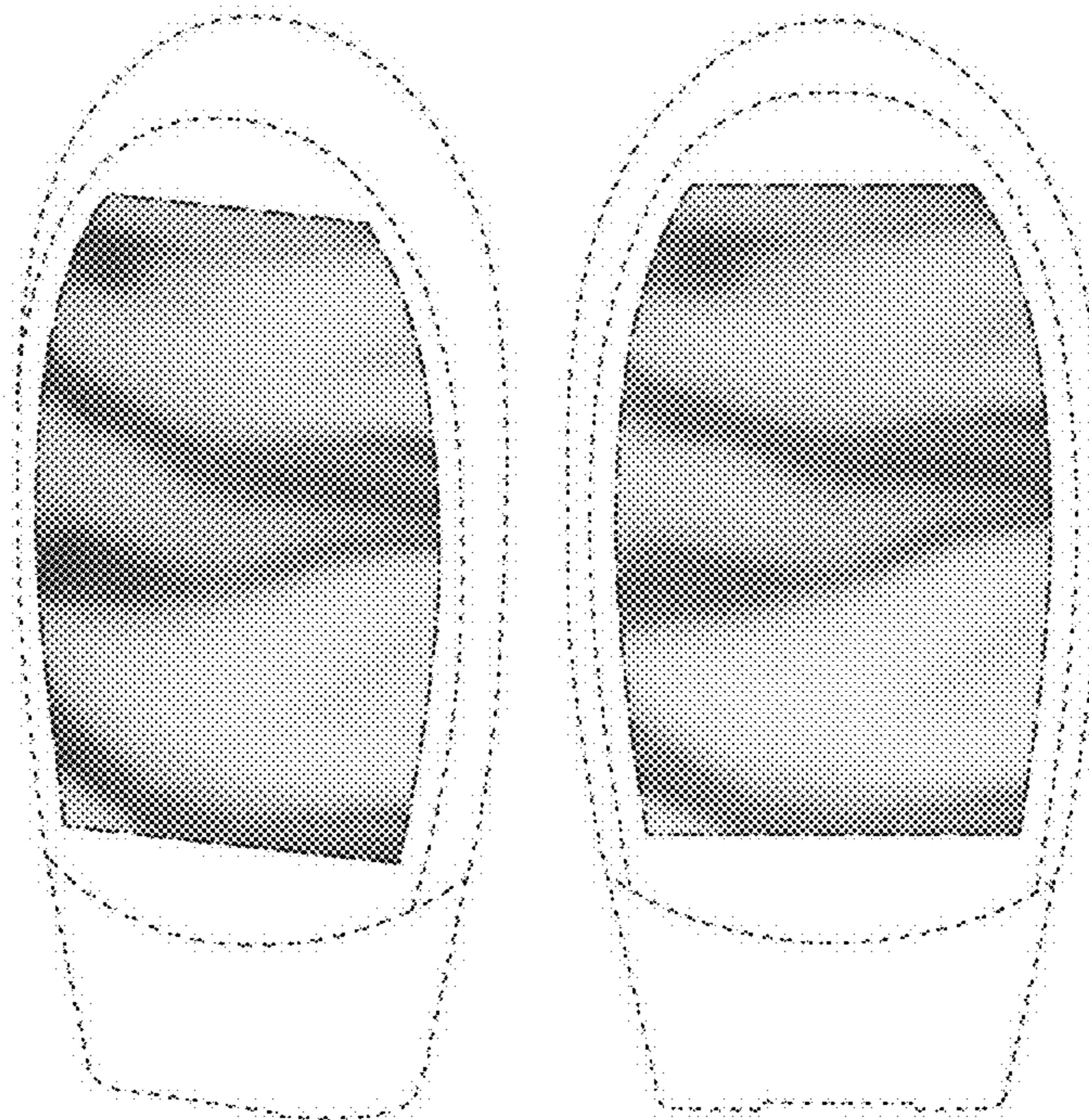
**DESCRIPTION**

FIG. 1 is a front perspective view of a portion of a container showing our new design; and,

FIG. 2 is a front elevational view thereof.

The long-dash-short-dash broken lines represent the bounds of the claimed design, while all other broken lines are directed to environment only and form no part of the claimed design. The contrast in shading represents a change in color. No specific color is hereby claimed.

**1 Claim, 1 Drawing Sheet**



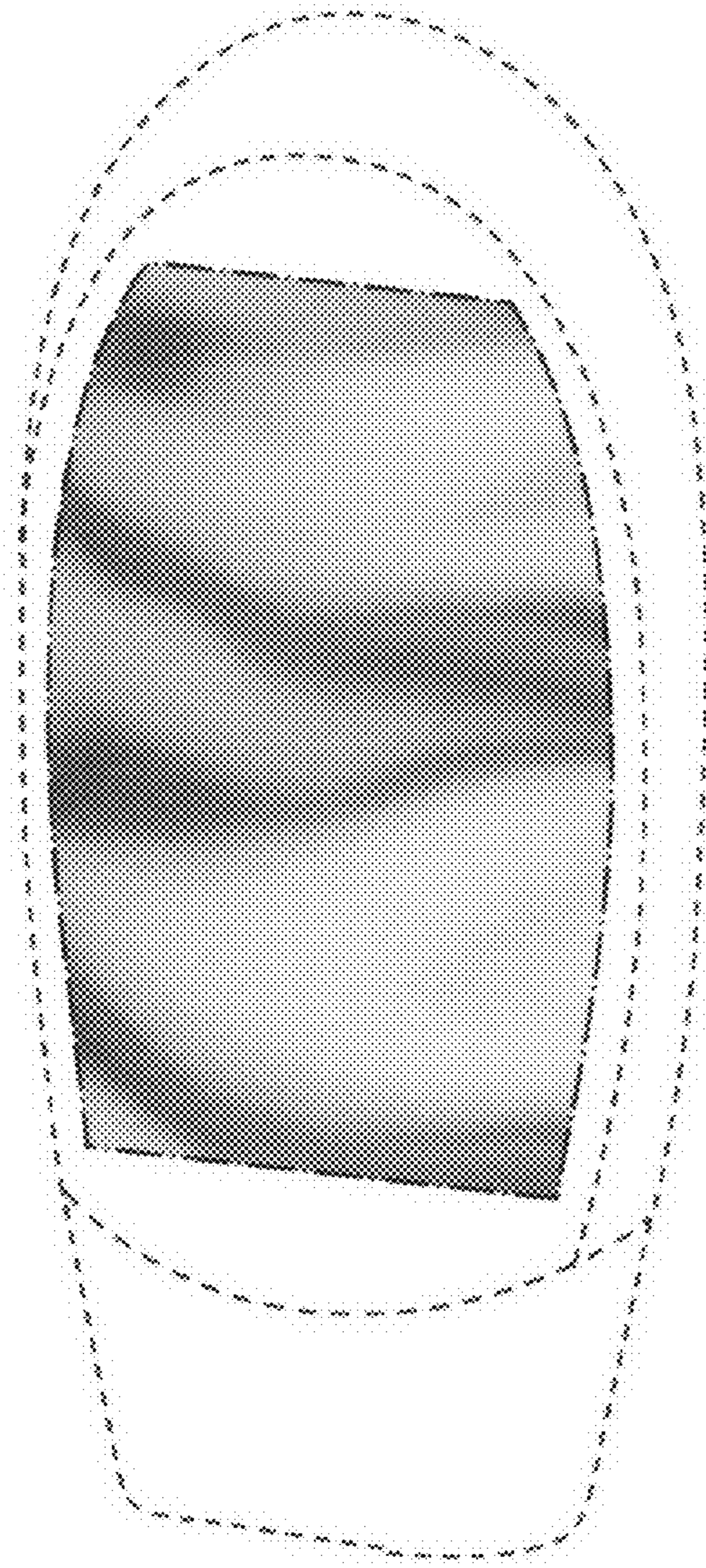


FIG. 1




FIG. 2