



US00D599205S

(12) **United States Design Patent**  
**Zeyfang**

(10) **Patent No.:** **US D599,205 S**  
(45) **Date of Patent:** **\*\* Sep. 1, 2009**

- (54) **TEXTURED PULL CAP**
- (75) Inventor: **Frederick W. Zeyfang**, Erie, PA (US)
- (73) Assignee: **Protective Industries Inc.**, Buffalo, NY (US)
- (\*\*) Term: **14 Years**
- (21) Appl. No.: **29/311,207**
- (22) Filed: **Jan. 15, 2009**

- D365,741 S 1/1996 Decursu et al.
- D377,147 S 1/1997 Baron
- 5,648,031 A 7/1997 Sturtevant et al.
- 5,658,969 A 8/1997 Gerace
- D389,066 S 1/1998 Lang
- D417,275 S 11/1999 Conforti
- D417,752 S 12/1999 Bakic
- 6,004,641 A 12/1999 Tettamble
- 6,299,817 B1 10/2001 Parkinson
- D459,226 S 6/2002 Guarnieri
- D459,815 S 7/2002 Pastucha
- D465,028 S 10/2002 Renz
- D483,155 S 12/2003 Orosomando
- D516,916 S 3/2006 Cornet et al.
- D520,142 S 5/2006 Mallet
- D538,481 S 3/2007 Decker
- D539,980 S 4/2007 Kadlubowski et al.
- D564,706 S 3/2008 Kadlubowski et al.
- 2007/0090122 A1 4/2007 Zeyfang

**Related U.S. Application Data**

- (60) Division of application No. 29/309,883, filed on Oct. 30, 2008, which is a division of application No. 29/300,575, filed on Apr. 11, 2008, now Pat. No. Des. 585,738, which is a continuation-in-part of application No. 11/258,122, filed on Oct. 26, 2005.

*Primary Examiner*—Susan Bennett Hattan

- (51) **LOC (9) Cl.** ..... **09-07**
- (52) **U.S. Cl.** ..... **D9/456**
- (58) **Field of Classification Search** ..... D9/499,  
D9/445, 444, 439, 435, 434, 428, 600, 689,  
D9/529, 443; D8/DIG. 2, 402, 312, 310,  
D8/353; D7/398, 387, 395; D24/196; D23/250;  
D22/116; 220/802, 801, 713, 712, 254.7,  
220/521; D1/128, 199; 16/421; D28/87  
See application file for complete search history.

(57) **CLAIM**

The ornamental design for a textured pull cap, as shown and described.

**DESCRIPTION**

FIG. 1 is a perspective view of a textured pull cap showing my new design;

FIG. 2 is a side view of the textured pull cap of FIG. 1;

FIG. 3 is a top view of the textured pull cap of FIG. 1 rotated 90 degrees;

FIG. 4 is a bottom view of the textured pull cap of FIG. 1;

FIG. 5 is a perspective view of a second embodiment of the textured pull cap of FIG. 1, with the only difference being the overall dimensions of the tube, it being understood that all other surfaces are identical;

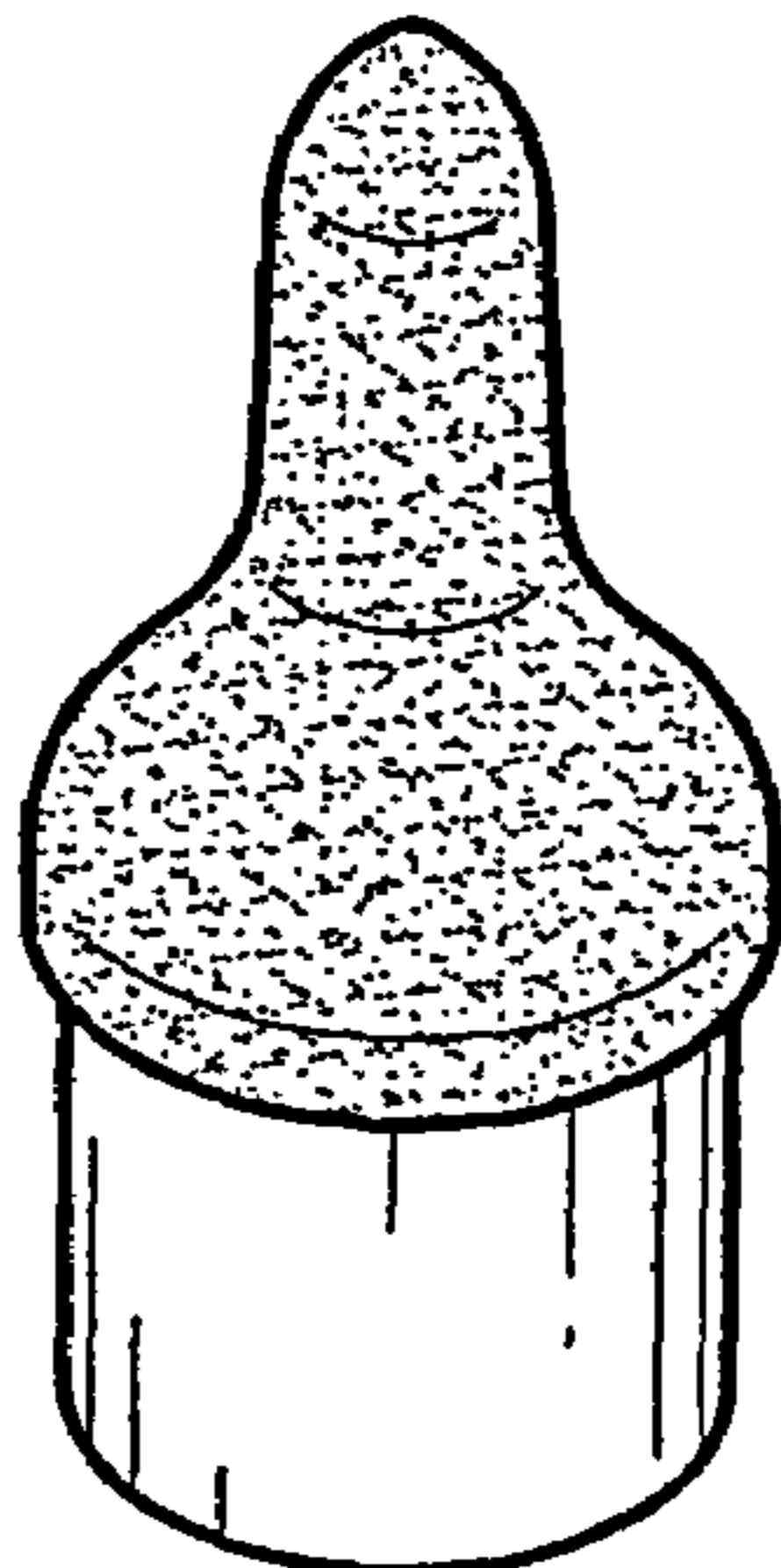
FIG. 6 is a side view of the textured pull cap of FIG. 5, with all sides being identical;

FIG. 7 is a top view of the textured pull cap of FIG. 5; and,

FIG. 8 is a bottom view of the textured pull cap of FIG. 5.

- (56) **References Cited**
- U.S. PATENT DOCUMENTS
- 1,675,365 A 7/1928 McAtree
- 1,725,166 A 8/1929 Spanier
- D111,580 S 10/1938 Fisher
- 2,309,000 A 1/1943 Morrison
- 2,793,136 A 5/1957 Root
- 3,203,569 A 8/1965 Shomock
- 4,109,041 A 8/1978 Tellman
- 4,501,783 A 2/1985 Hiragami et al.
- 4,800,116 A 1/1989 Ventimiglia et al.
- D330,938 S 11/1992 Sakashita
- 5,177,124 A 1/1993 Questel et al.
- D354,223 S 1/1995 McIlvain

**1 Claim, 2 Drawing Sheets**



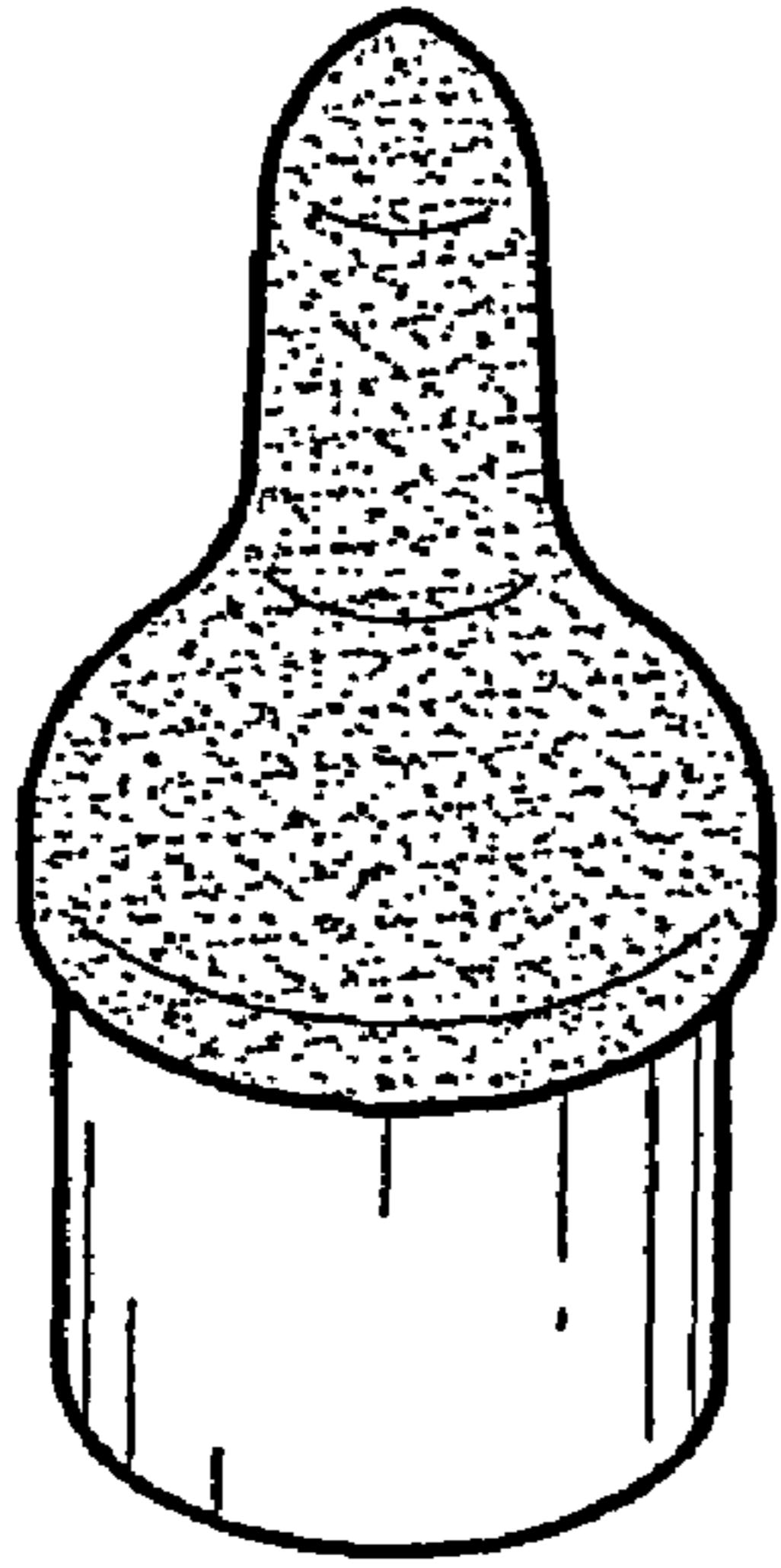


FIG. 1

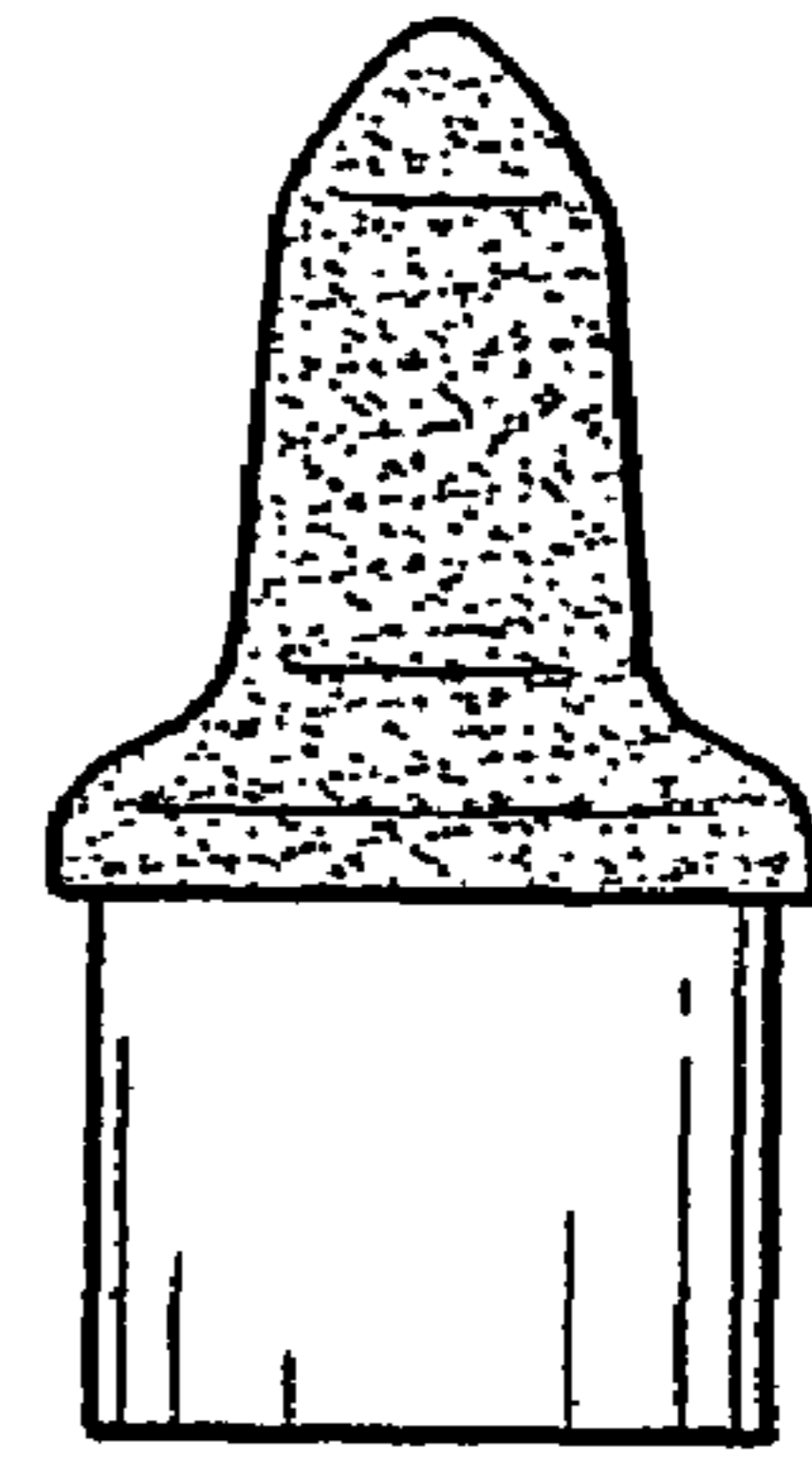


FIG. 2




FIG. 3

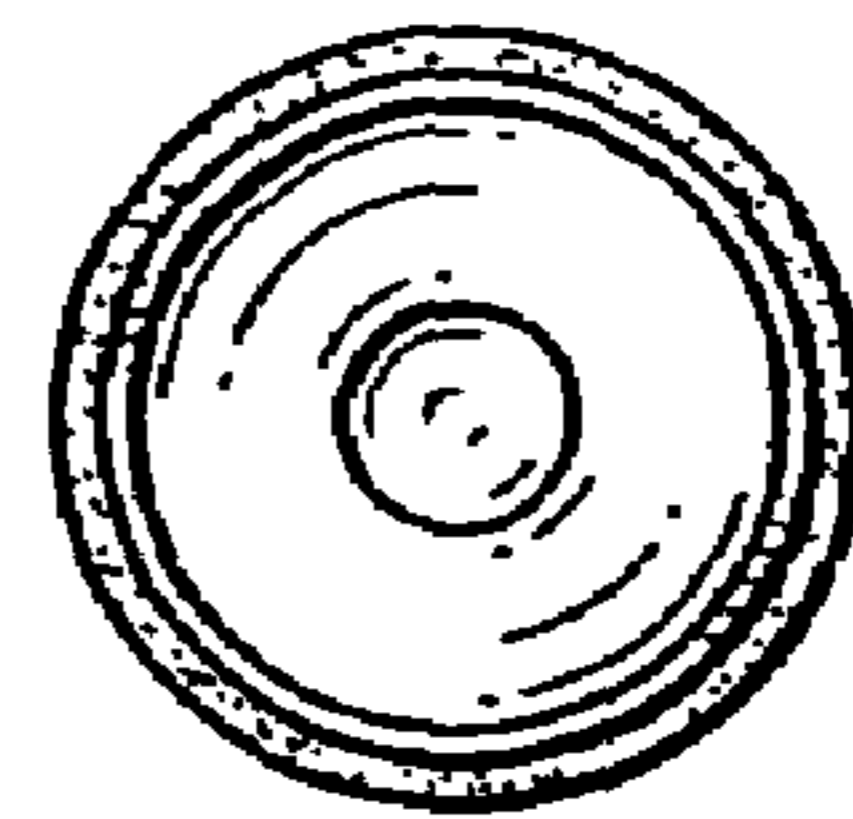


FIG. 4

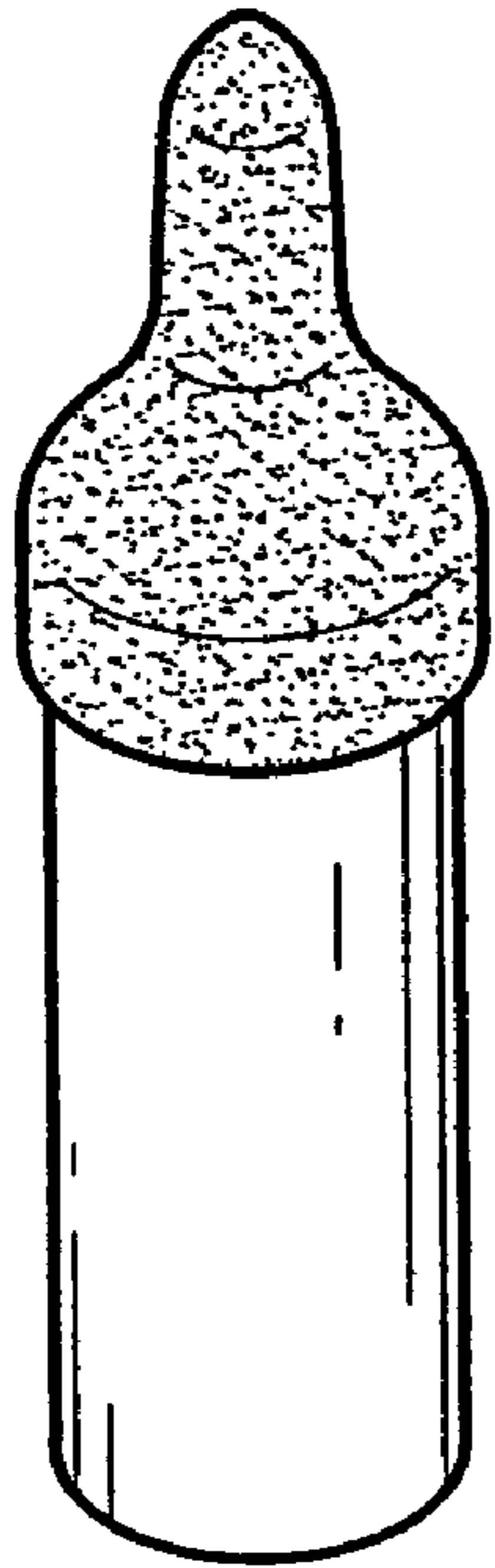


FIG. 5

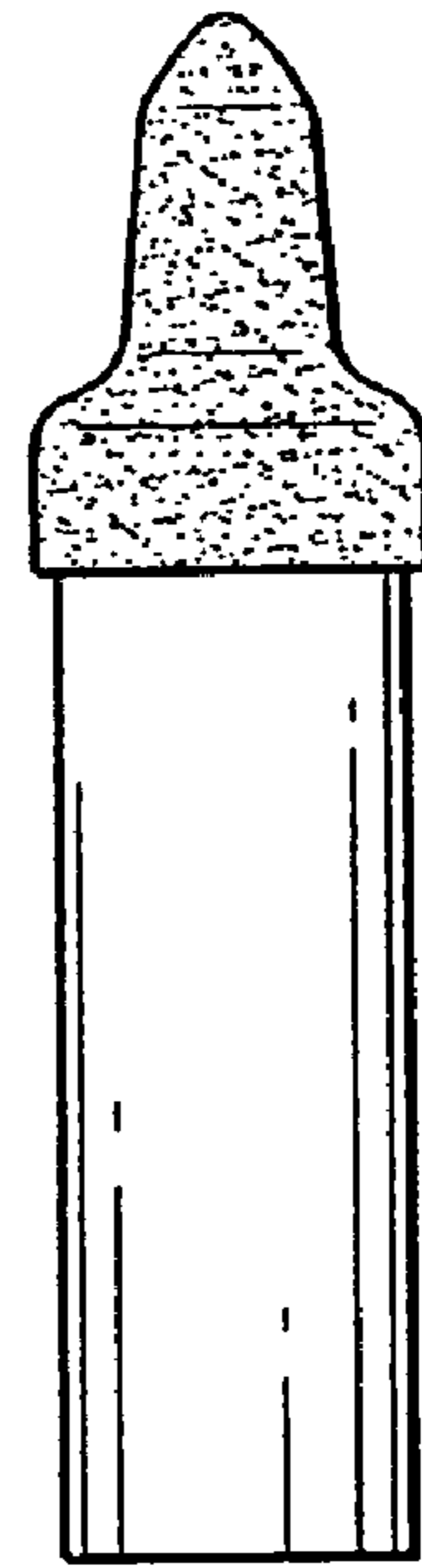


FIG. 6

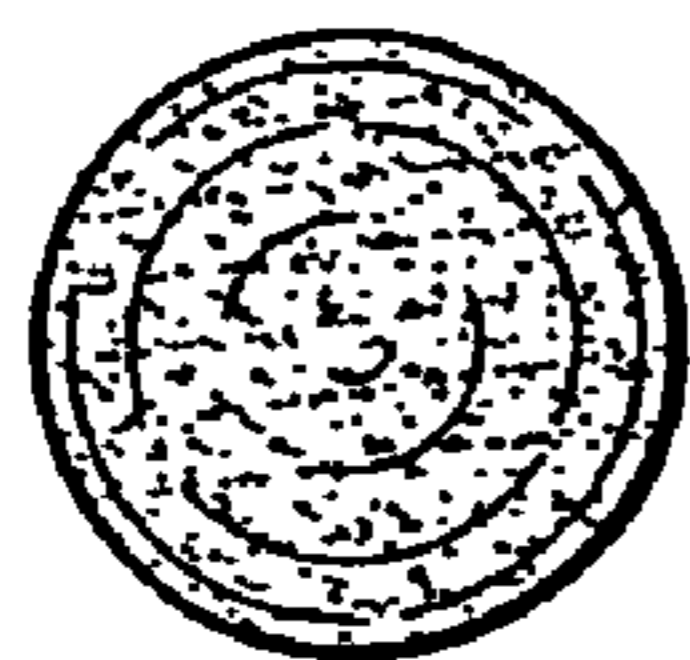


FIG. 7

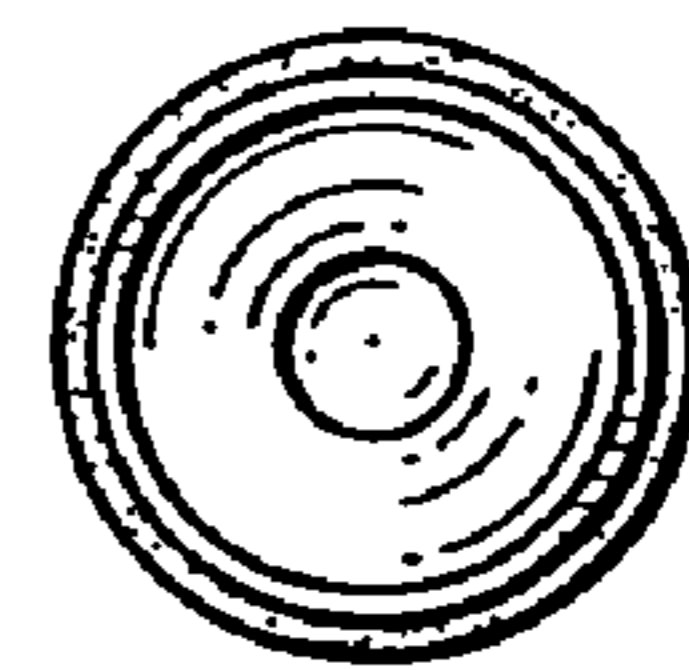


FIG. 8