



US00D599196S

(12) **United States Design Patent**
Ruffin et al.

(10) **Patent No.:** **US D599,196 S**

(45) **Date of Patent:** **** Sep. 1, 2009**

(54) **CORD ORGANIZER**

(76) Inventors: **Carole Ruffin**, 12907 York Ridge Dr.,
434, Charlotte, NC (US) 28273; **Daniel**
Lee Bizzell, P.O. Box 2409, Davidson,
NC (US) 28036

(**) Term: **14 Years**

(21) Appl. No.: **29/322,884**

(22) Filed: **Aug. 13, 2008**

(51) **LOC (9) Cl.** **08-05**

(52) **U.S. Cl.** **D8/356**

(58) **Field of Classification Search** D8/105,
D8/107, 333, 349, 354, 356, 358, 360, 360.1,
D8/367, 373, 382, 383, 394-396, 400; D13/153,
D13/154; 24/18, 115 R, 197, 561, 573.11,
24/581.12, 582.13, 583.1; 52/220.7; 174/66,
174/135, 153 G, 650, 656; 242/400.1, 405.1,
242/405.2, 600, 603; 248/65, 74.1-74.4,
248/201, 214, 215, 229.26; 439/92-108,
439/501, 535; 294/82.2, 26, 82.19; D11/200,
D11/211

See application file for complete search history.

(56) **References Cited**

U.S. PATENT DOCUMENTS

2,016,041	A *	10/1935	Koopetz	24/578.15
2,084,953	A *	6/1937	Gibson	174/53
2,438,143	A *	3/1948	Brown	191/12 R
2,943,138	A *	6/1960	Reager	174/66
2,956,324	A *	10/1960	Klein	24/323
3,013,105	A *	12/1961	Craig	174/67
3,042,739	A *	7/1962	Craig	174/66
3,113,996	A *	12/1963	Sanford	174/67
3,197,830	A *	8/1965	Hoadley	24/16 PB
3,257,497	A *	6/1966	Chase	174/66
3,257,694	A *	6/1966	Litwin	24/16 PB
3,930,116	A *	12/1975	Richards	174/66
4,343,525	A *	8/1982	Knickerbocker	439/371
4,566,185	A *	1/1986	Bryan	29/845
4,664,469	A *	5/1987	Sachs	439/800
D304,676	S *	11/1989	Glynn	D8/395
D323,285	S *	1/1992	Thomson	D8/372
5,104,335	A *	4/1992	Conley et al.	439/369

5,159,728	A *	11/1992	Bingold	24/16 PB
D368,649	S *	4/1996	Smartnick	D8/356
5,547,390	A *	8/1996	Laherty	439/373
5,591,043	A *	1/1997	Kenney	439/373
D409,522	S *	5/1999	Satterfield et al.	D11/200
D444,685	S *	7/2001	Shenkel et al.	D8/18
6,313,406	B1 *	11/2001	Gretz	174/72 A
6,355,887	B1 *	3/2002	Gretz	174/72 A
6,398,596	B1 *	6/2002	Malin	439/800
6,634,063	B2 *	10/2003	Joseph	24/16 R
D488,374	S *	4/2004	Hussaini et al.	D8/396
D491,046	S *	6/2004	Johnson	D8/356
7,230,181	B2 *	6/2007	Simmons et al.	174/66
7,255,588	B2 *	8/2007	Wilder	439/373
D565,401	S *	4/2008	Grady et al.	D8/394
7,470,141	B2 *	12/2008	Yoenst	439/369
2004/0077212	A1 *	4/2004	Pulizzi	439/535
2005/0161249	A1 *	7/2005	McBain	174/135

* cited by examiner

Primary Examiner—T. Chase Nelson

Assistant Examiner—Karen Acker

(74) *Attorney, Agent, or Firm*—Jim D Wright; Chad D
Tillman; Tillman Wright, PLLC

(57) **CLAIM**

The ornamental design for the cord organizer, as shown and described.

DESCRIPTION

FIG. 1 is a front view of the cord organizer in accordance with an embodiment of the present invention.

FIG. 2 is a rear view of the cord organizer of FIG. 1.

FIG. 3 is a perspective view of the cord organizer of FIG. 1.

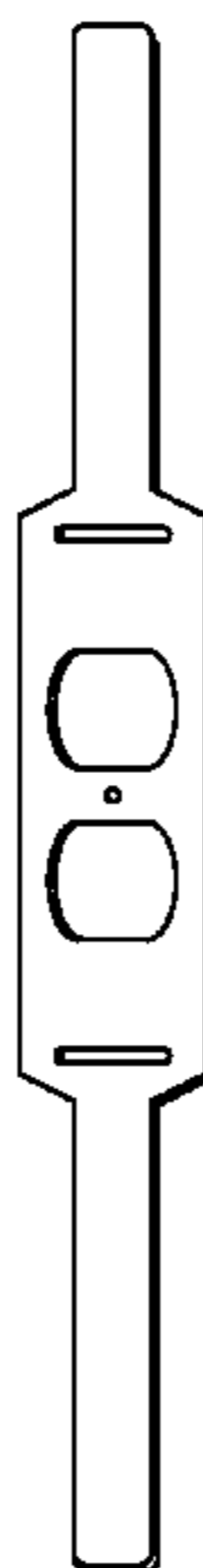
FIG. 4 is a front view of the cord organizer in accordance with an alternative embodiment of the present invention.

FIG. 5 is a rear view of the cord organizer of FIG. 4; and,

FIG. 6 is a perspective view of the cord organizer of FIG. 4.

The broken lines shown in the drawing represent the portions of the cord organizer in the second embodiment that form no part of the design for which protection is claimed herein.

1 Claim, 6 Drawing Sheets



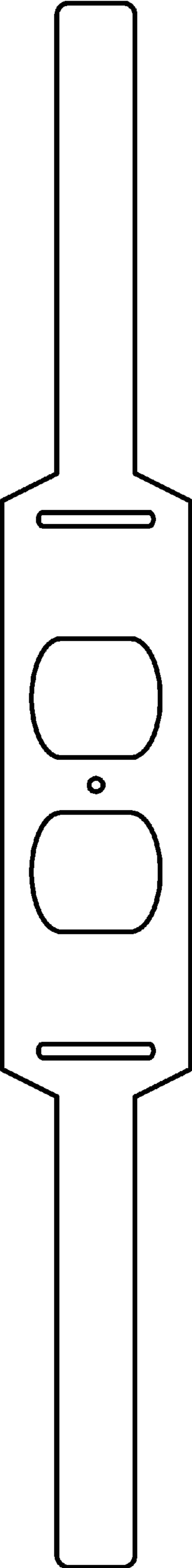


FIG. 1

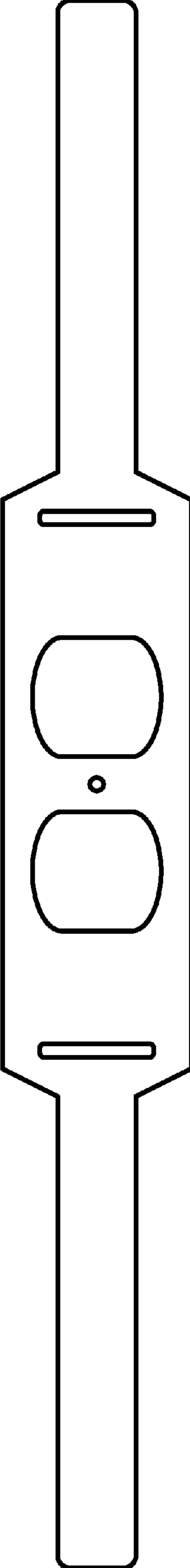


FIG. 2

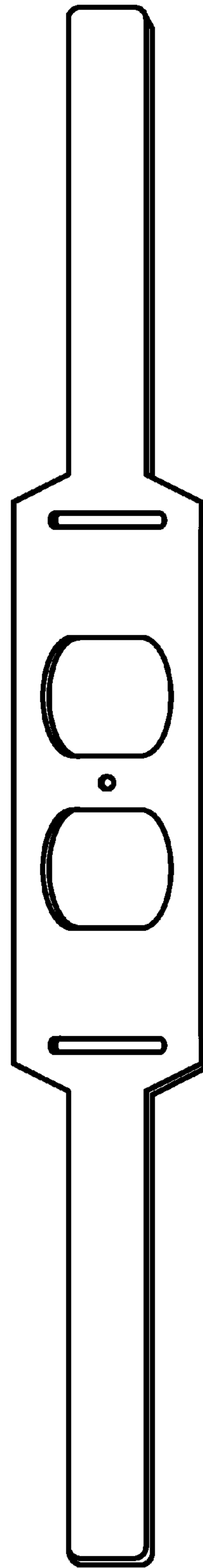


FIG. 3

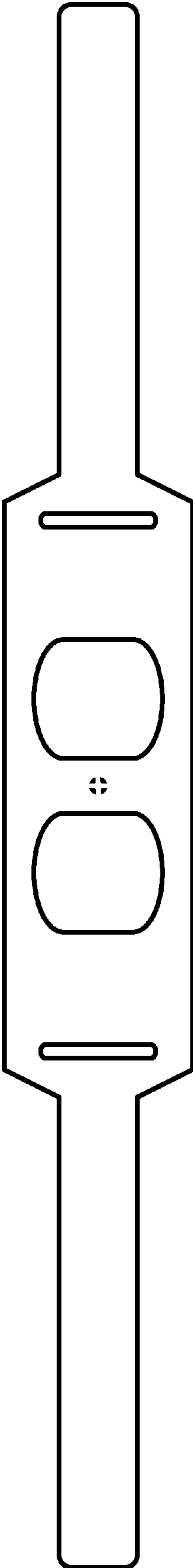


FIG. 4

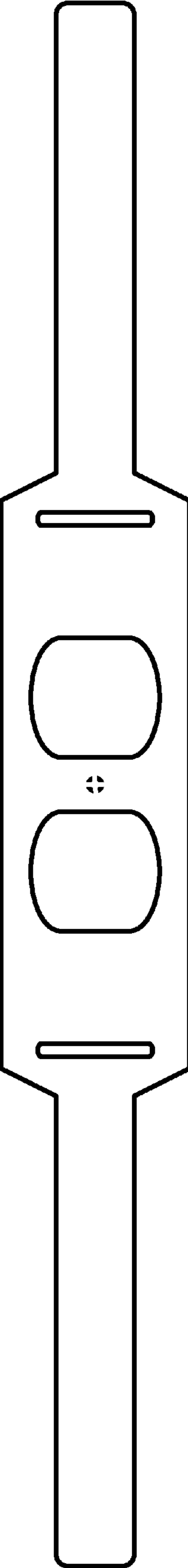


FIG. 5

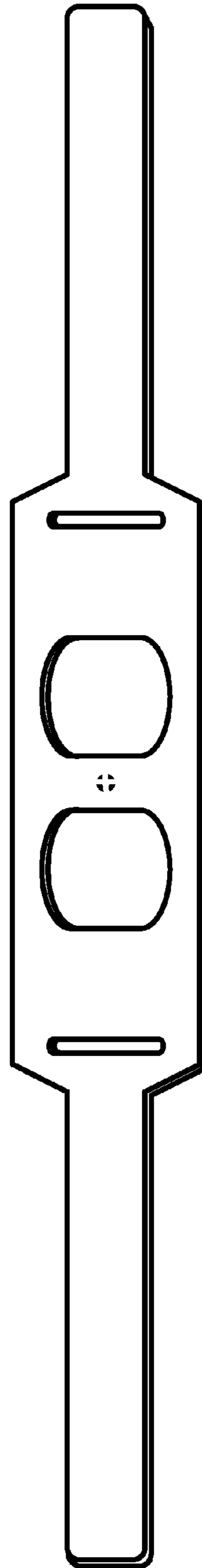


FIG. 6