



US00D599187S

(12) **United States Design Patent**
Matschina et al.

(10) **Patent No.:** **US D599,187 S**

(45) **Date of Patent:** **** Sep. 1, 2009**

(54) **GRAB BAR**

(75) Inventors: **Daniel Matschina**, St. Paul, MN (US);
Michael James Vizenor, Hudson, WI (US)

(73) Assignee: **Bridge Companies, Inc.**, Saint Paul, MN (US)

(**) Term: **14 Years**

(21) Appl. No.: **29/280,719**

(22) Filed: **Jun. 5, 2007**

(51) **LOC (9) Cl.** **08-01**

(52) **U.S. Cl.** **D8/315**

(58) **Field of Classification Search** D6/518–519,
D6/522–524, 546–550; D8/300, 303, 315–321;
D23/71, 315–317; 108/28–29; 211/13.1,
211/16, 60.1, 86.01, 87.01, 88.01, 88.04,
211/100, 105.1, 105.2, 123, 181.1, 182; 248/175,
248/176.1, 251, 302; 16/110.1, 412, 415
See application file for complete search history.

(56) **References Cited**

U.S. PATENT DOCUMENTS

D336,726	S	*	6/1993	Paulin et al.	D6/549
D440,092	S	*	4/2001	Fiegl et al.	D6/549
D455,823	S	*	4/2002	Zetsche	D23/304
D466,743	S	*	12/2002	Ouyoung	D6/549
D497,663	S	*	10/2004	Zieger et al.	D23/304
D536,597	S	*	2/2007	Berlovan et al.	D8/315
D540,087	S	*	4/2007	Barry	D6/549
D574,694	S	*	8/2008	Krumpe	D8/317

FOREIGN PATENT DOCUMENTS

EP 1 183 981 B1 3/2002

OTHER PUBLICATIONS

Mommy's Helper, Inc., Safe-er-Grip™, <http://www.mom-myshelperinc.com/safegrip.htm>, printed May 30, 2007, 1 page.

Mommy's Helper, Inc., Safe-er-Grip™ 17", <http://www.mom-myshelperinc.com/safegrip17.htm>, printed May 30, 2007, 1 page.

Mommy's Helper, Inc., Safe-er-Grip™ Traveler, http://www.mom-myshelperinc.com/safegrip_traveler.htm, printed May 30, 2007, 1 page.

Enlarged photograph from Exhibit C.

Clarke Health Care Products, Handi-Grip Portable Grab Bar, http://www.clarkehealthcare.com/adl/handi_grip.html, printed May 30, 2007, 1 page.

Roth Sanitärprogramme® +REHA Produkte, Instruction Manuel, printed May 30, 2007, 12 pages.

Clark Health Care Products, Inc., The Handi-Grip Portable Grab Bar, printed May 30, 2007, 2 pages.

Rifton Equipment, K824 Grab Bar, <http://www.rifton.com/products/sitting/armanchors/K824.html>, printed 05/30/2007, 1 page.

* cited by examiner

Primary Examiner—Brian N Vinson

(74) *Attorney, Agent, or Firm*—Merchant & Gould P.C.

(57) **CLAIM**

The ornamental design for a grab bar, as shown and described.

DESCRIPTION

FIG. 1 is a top, front, and right side perspective view of a grab bar showing our new design;

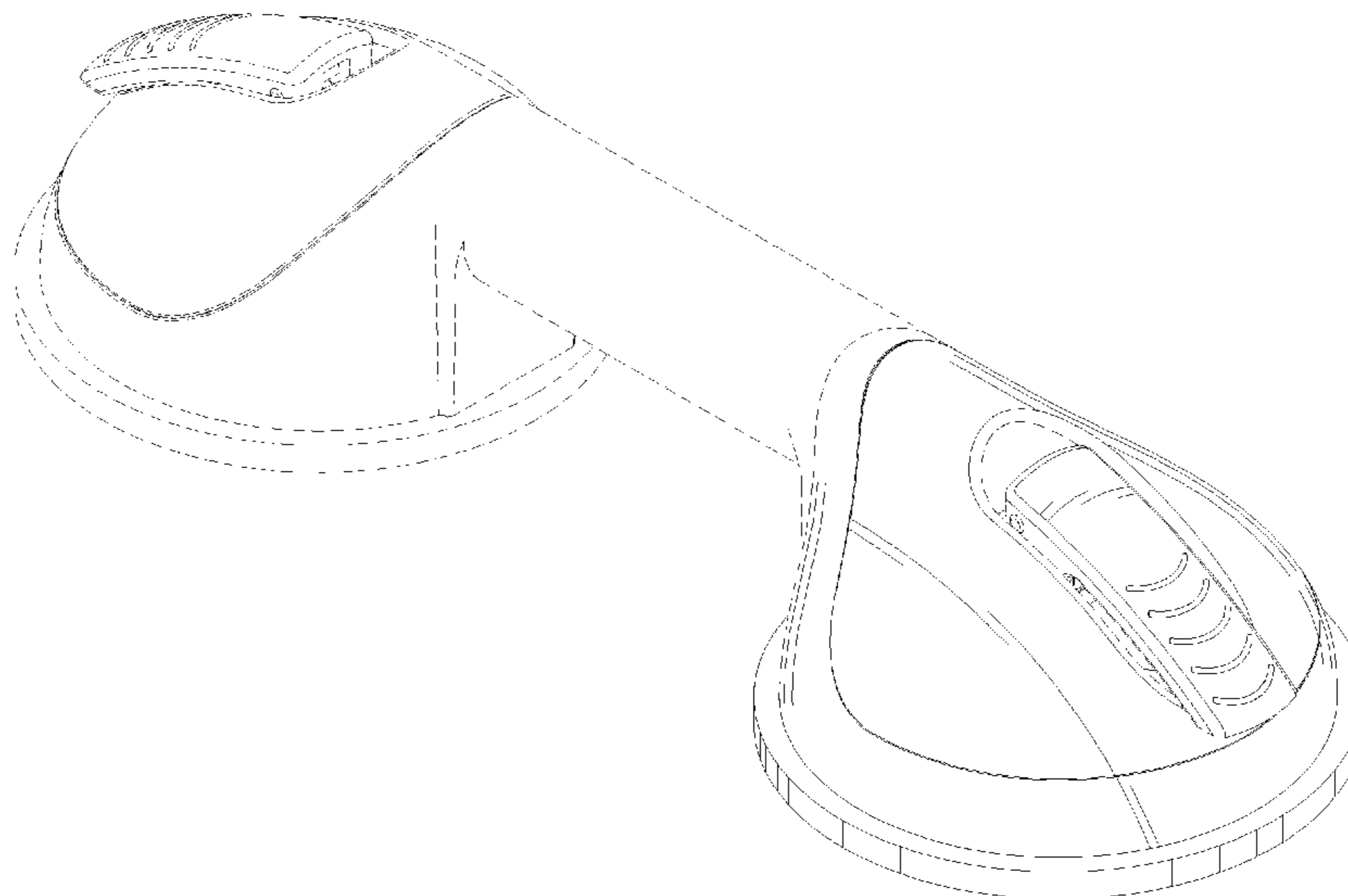
FIG. 2 is a front elevational view thereof, the rear being a mirror image of that shown;

FIG. 3 is a right side elevational view thereof; and,

FIG. 4 is a top plan view thereof.

The broken-line disclosure is represents unclaimed portions of the article in which the design is embodied, but forms no part of the claimed design, and the vertical broken line most prominent in FIG. 2 represents the unclaimed boundary between the claimed and unclaimed portions of the article.

1 Claim, 4 Drawing Sheets



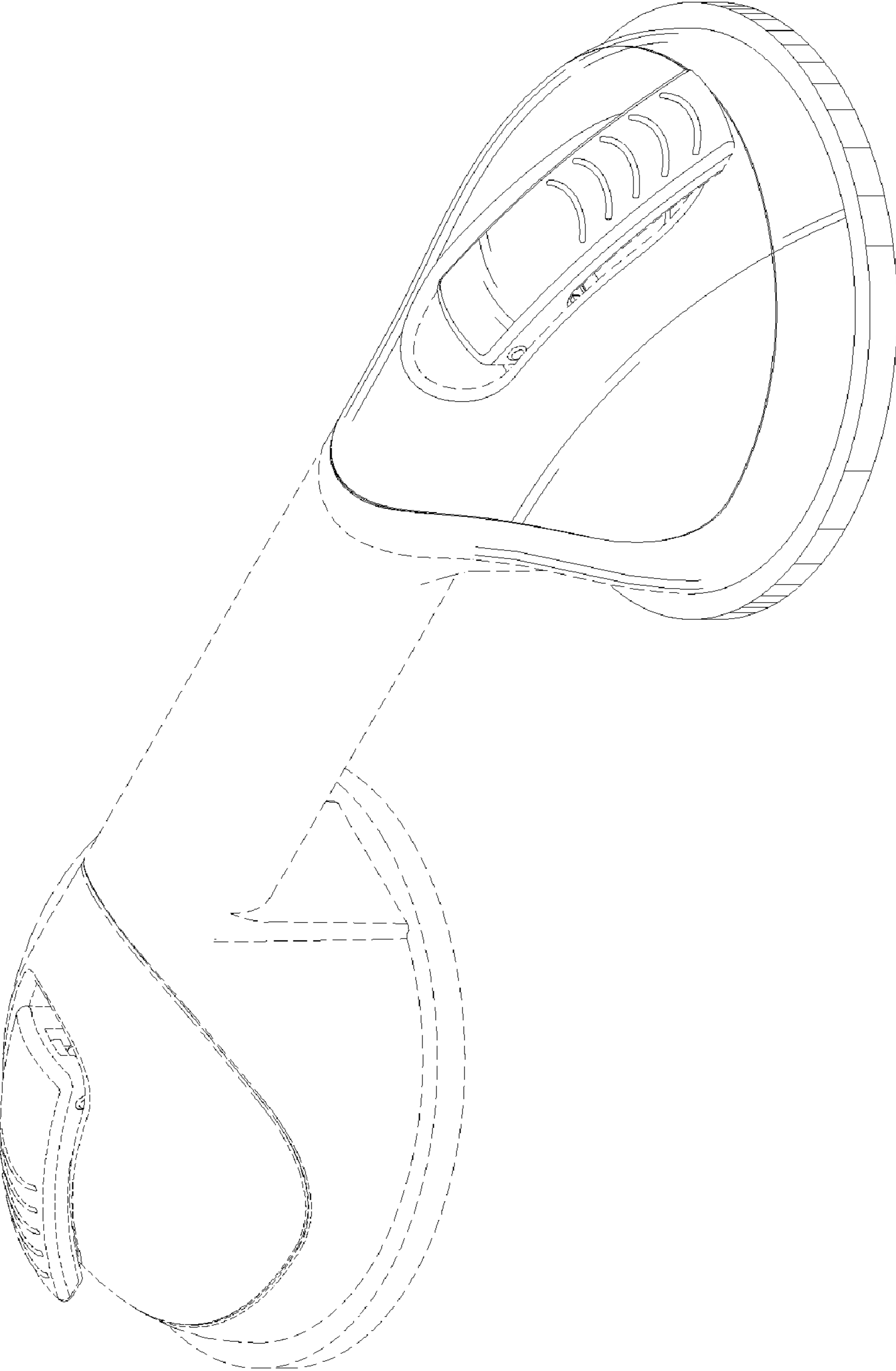


FIG. 1


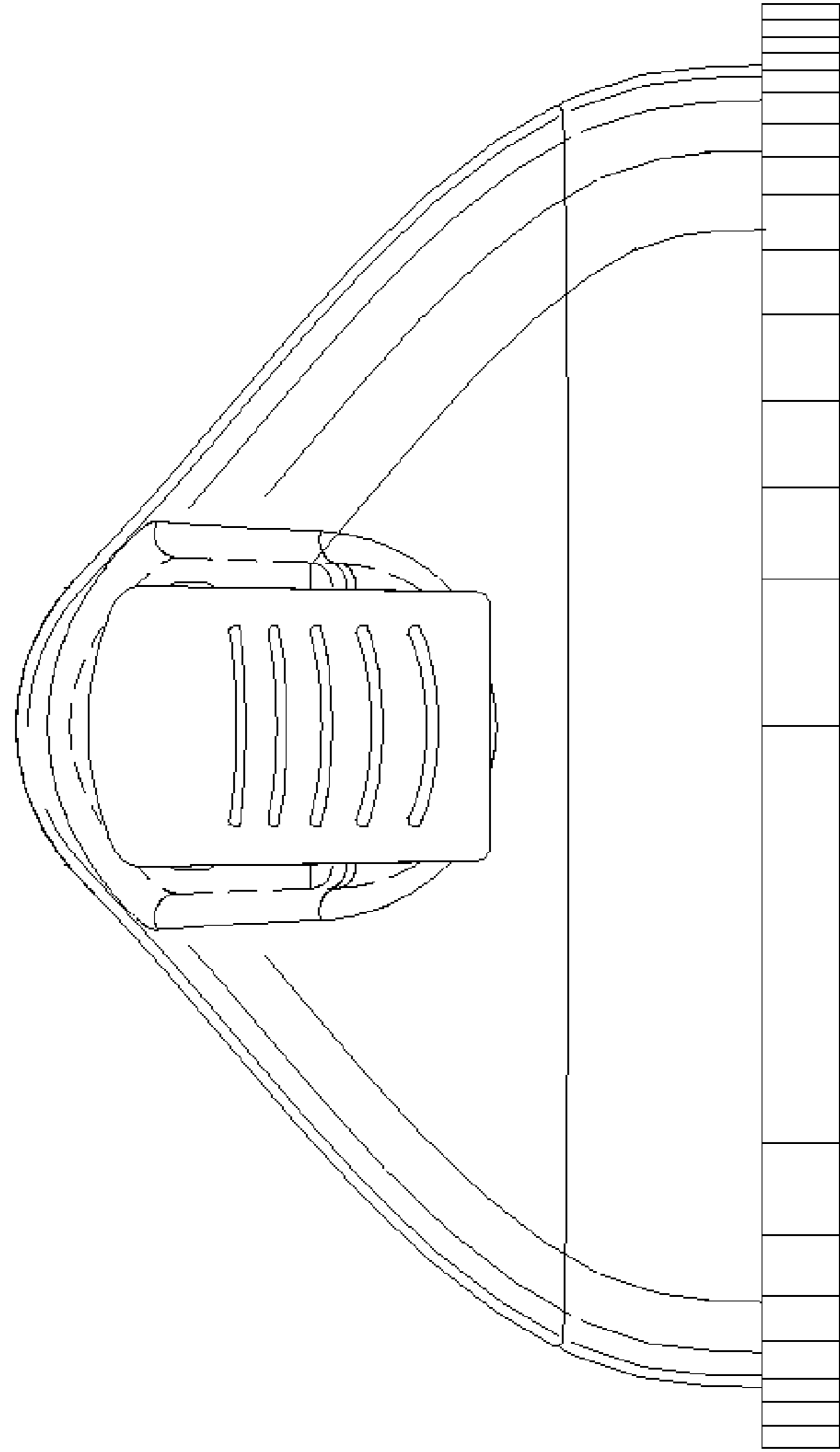


FIG. 2

FIG. 3



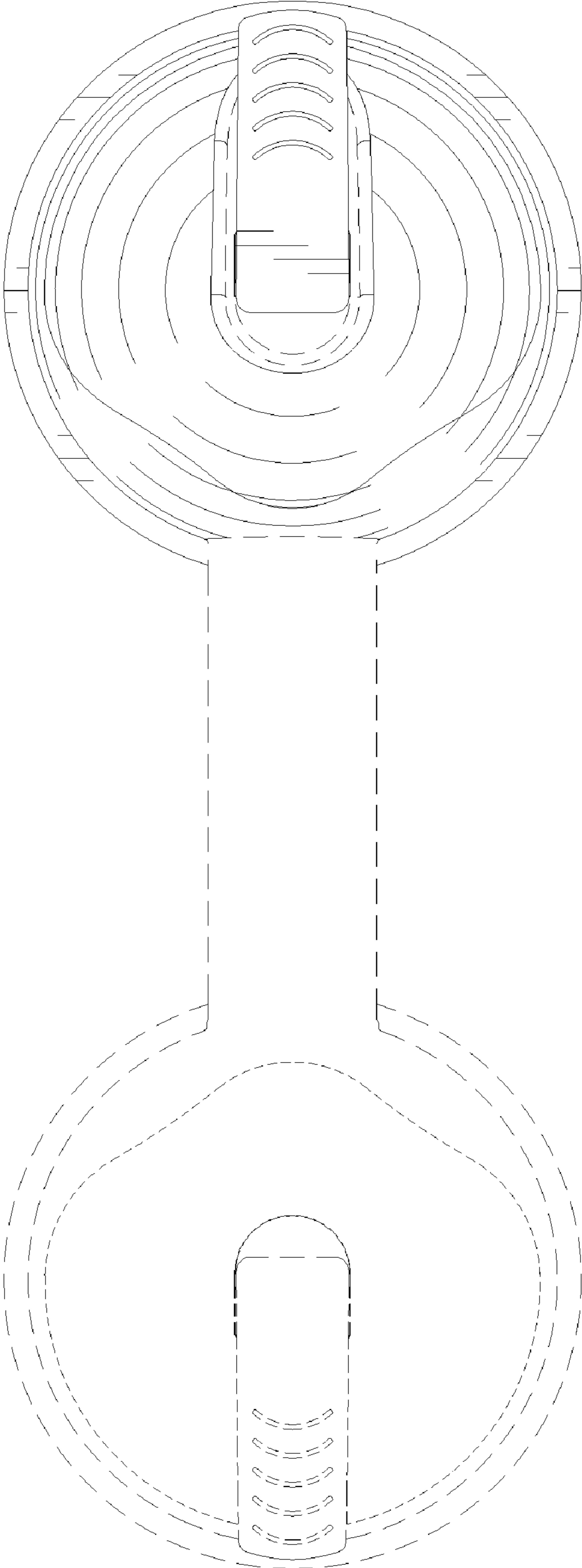


FIG. 4