



US00D599179S

(12) **United States Design Patent**  
**Robinson et al.**

(10) **Patent No.:** **US D599,179 S**  
(45) **Date of Patent:** **\*\* Sep. 1, 2009**

(54) **WRENCH**

(75) Inventors: **Glenn Robinson**, Coral Springs, FL  
(US); **Michael Garcia**, Oakland Park,  
FL (US)

(73) Assignee: **IBT Holdings, LLC**, Deerfield Beach,  
FL (US)

(\*\*) Term: **14 Years**

(21) Appl. No.: **29/301,634**

(22) Filed: **Mar. 11, 2008**

(51) **LOC (9) Cl.** ..... **08-05**

(52) **U.S. Cl.** ..... **D8/22**

(58) **Field of Classification Search** ..... D8/21-30;  
81/60, 177.1, 177.85, 121.1, 124.3, 165-170,  
81/110.1, 176.2, 124.6, 176.1, 176.15, 177.2;  
16/110.1; D15/144.1; 219/75, 227, 229,  
219/121.16, 121.18

See application file for complete search history.

(56) **References Cited**

**U.S. PATENT DOCUMENTS**

1,615,440	A *	1/1927	Cottrel	.....	81/169
2,630,037	A *	3/1953	McComb	.....	81/179
D292,062	S *	9/1987	Doman et al.	.....	D8/22
D299,206	S *	1/1989	Krapowicz et al.	.....	D8/28
D321,310	S *	11/1991	Toyoshima	.....	D8/22
D326,038	S *	5/1992	Murayama	.....	D8/22

5,230,154	A *	7/1993	Decker et al.	.....	30/276
6,182,538	B1 *	2/2001	Chen	.....	81/177.1
6,247,385	B1 *	6/2001	Wu	.....	81/177.2
7,387,052	B2 *	6/2008	Chang et al.	.....	81/177.1
2003/0188608	A1 *	10/2003	Hsien	.....	81/177.8

\* cited by examiner

*Primary Examiner*—Philip S Hyder

*Assistant Examiner*—Randall H Gholson

(74) *Attorney, Agent, or Firm*—Dan M. De La Rosa

(57) **CLAIM**

The ornamental design for a wrench, as shown and described.

**DESCRIPTION**

FIG. 1 is a front perspective view of the wrench of the present invention showing my new design;

FIG. 2 is a front side elevational view thereof;

FIG. 3 is a top plan view thereof;

FIG. 4 is a side elevational view thereof;

FIG. 5 is a back side elevational view thereof;

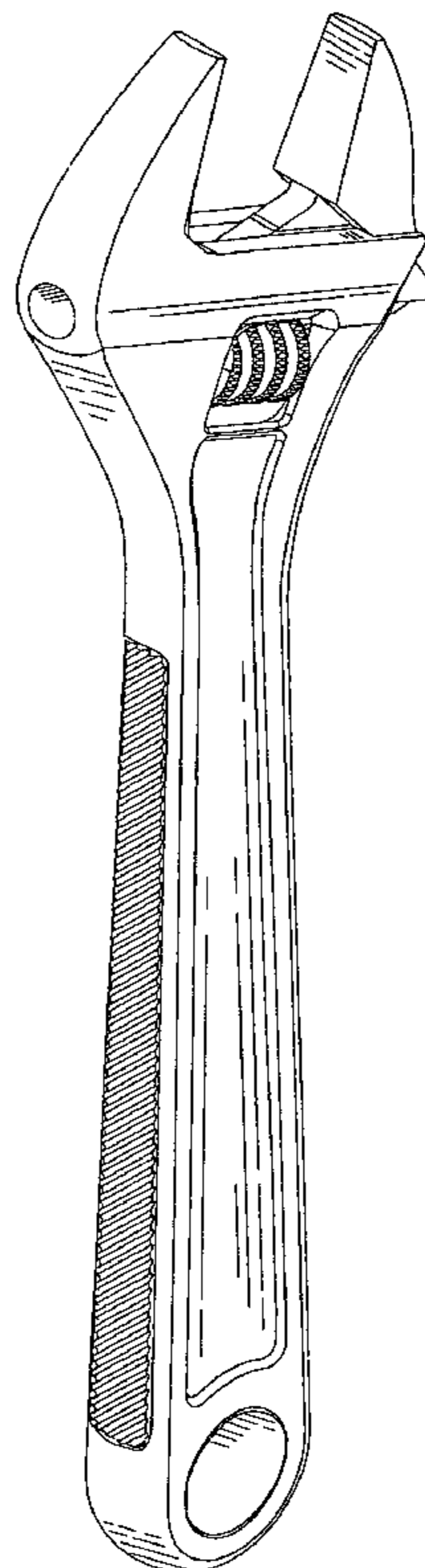
FIG. 6 is another side elevational view thereof;

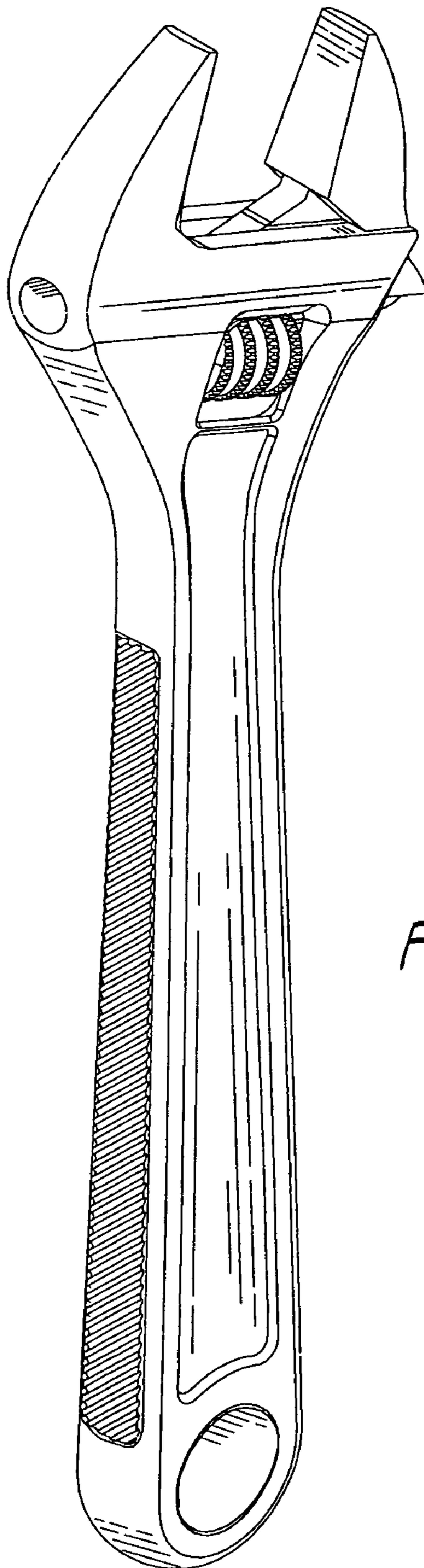
FIG. 7 is a bottom plan view thereof; and,

FIG. 8 is a rear perspective view of the wrench.

The broken lines shown on the wrench form no part of the claimed design.

**1 Claim, 4 Drawing Sheets**





*Fig. 1*

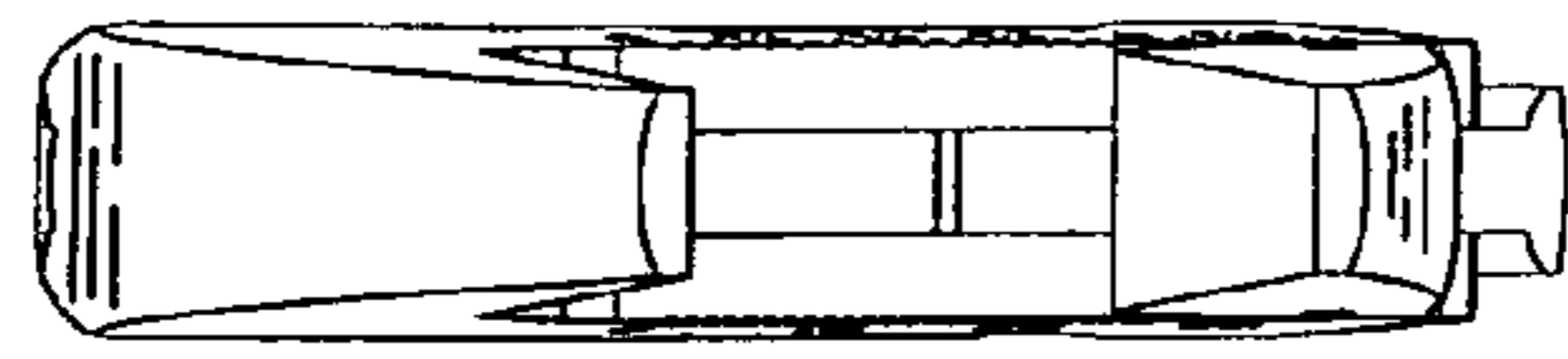


Fig. 3

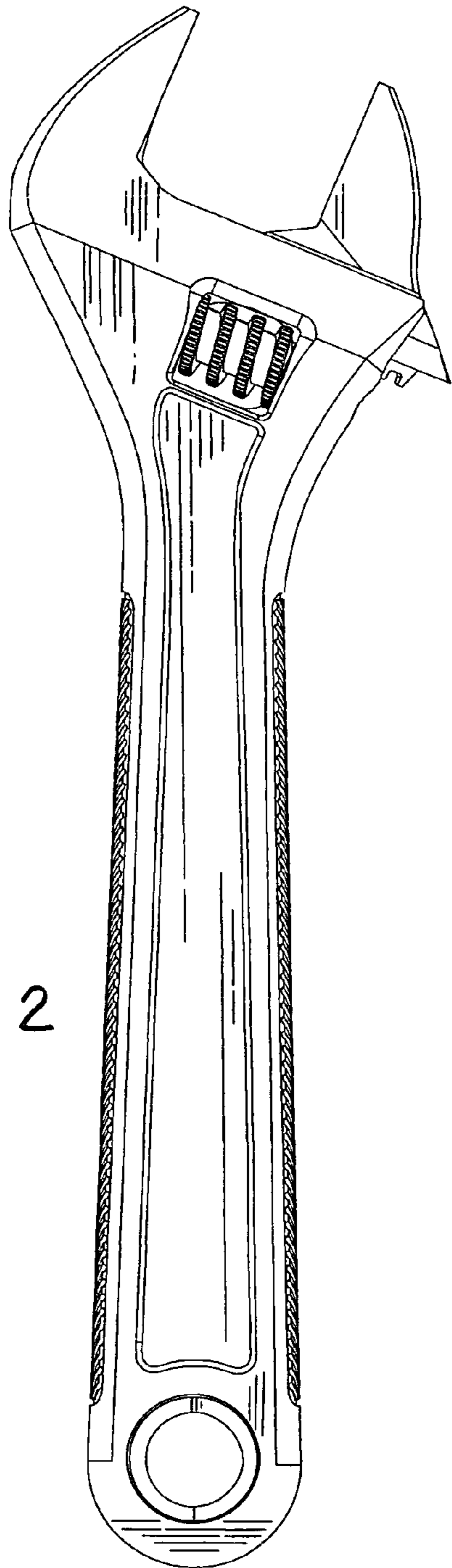


Fig. 2

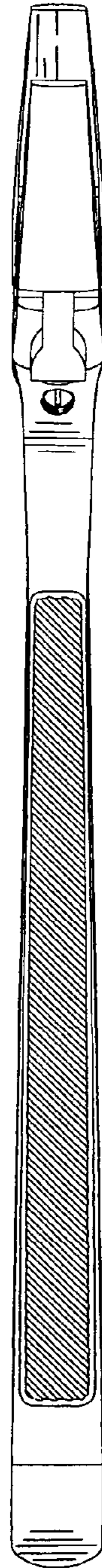
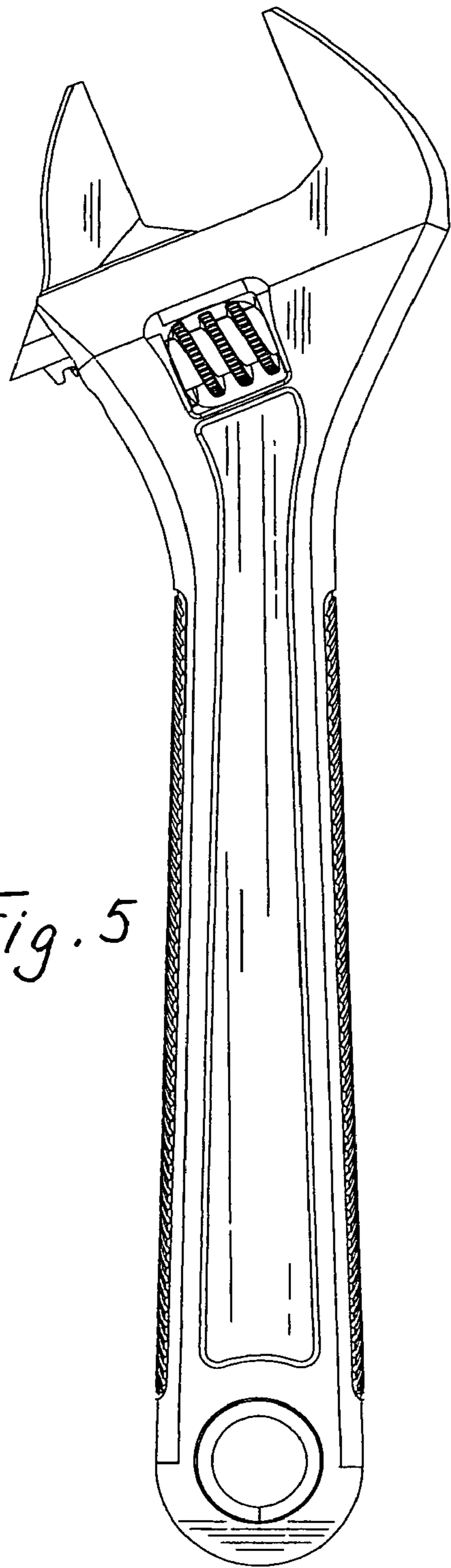
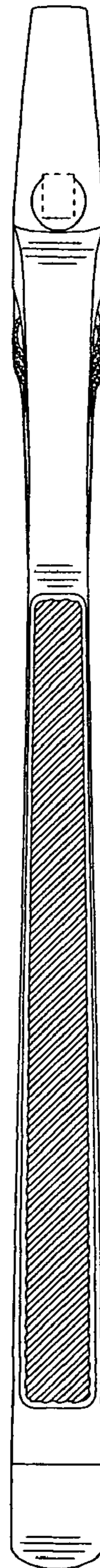


Fig. 4



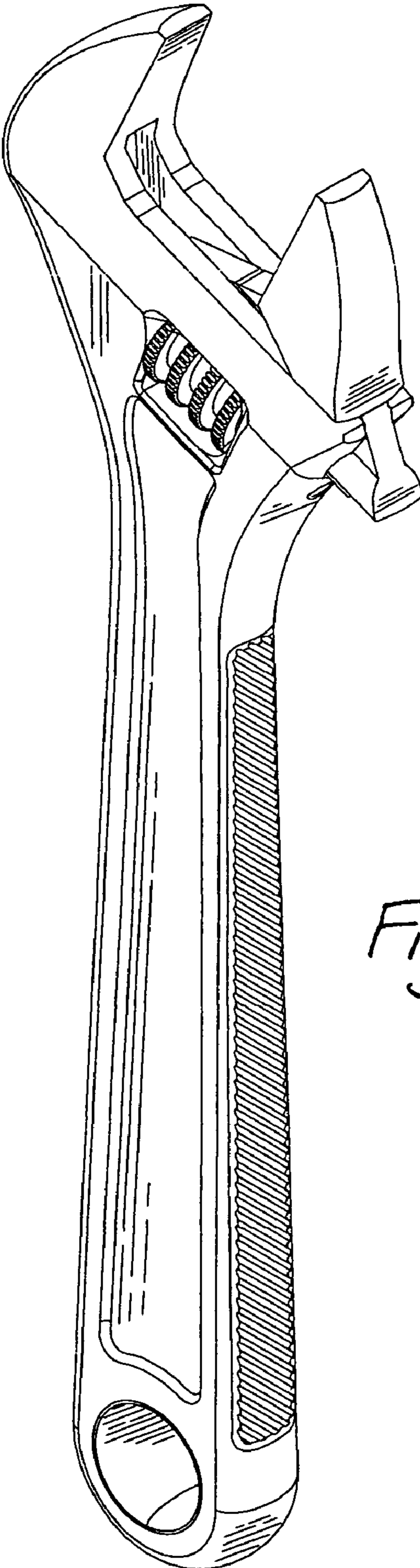
*Fig. 5*



*Fig. 6*



*Fig. 7*



*Fig. 8*