



US00D599175S

(12) **United States Design Patent**
Ito

(10) **Patent No.:** **US D599,175 S**
(45) **Date of Patent:** **** Sep. 1, 2009**

(54) **SPOON**

(75) Inventor: **Yukiko Ito**, Oneida, NY (US)
(73) Assignee: **Oneida, Ltd.**, Oneida, NY (US)
(**) Term: **14 Years**
(21) Appl. No.: **29/333,281**
(22) Filed: **Mar. 5, 2009**

(51) **LOC (9) Cl.** **07-03**
(52) **U.S. Cl.** **D7/653**
(58) **Field of Classification Search** D7/368,
D7/395, 401.2, 642-646, 649-654, 660-669,
D7/675-676, 683, 688-692, 695-696; 30/137,
30/141-143, 147-150, 322-327, 329, 340,
30/342-346; 416/70 R

See application file for complete search history.

(56) **References Cited**

U.S. PATENT DOCUMENTS

D484,369 S * 12/2003 Ito D7/653
D552,432 S * 10/2007 Shane-Schuldt D7/653
D569,198 S * 5/2008 Ito D7/662

* cited by examiner

Primary Examiner—Caron Veynar
Assistant Examiner—Ricky Pham
(74) *Attorney, Agent, or Firm*—Marjama Muldoon Blasiak & Sullivan LLP

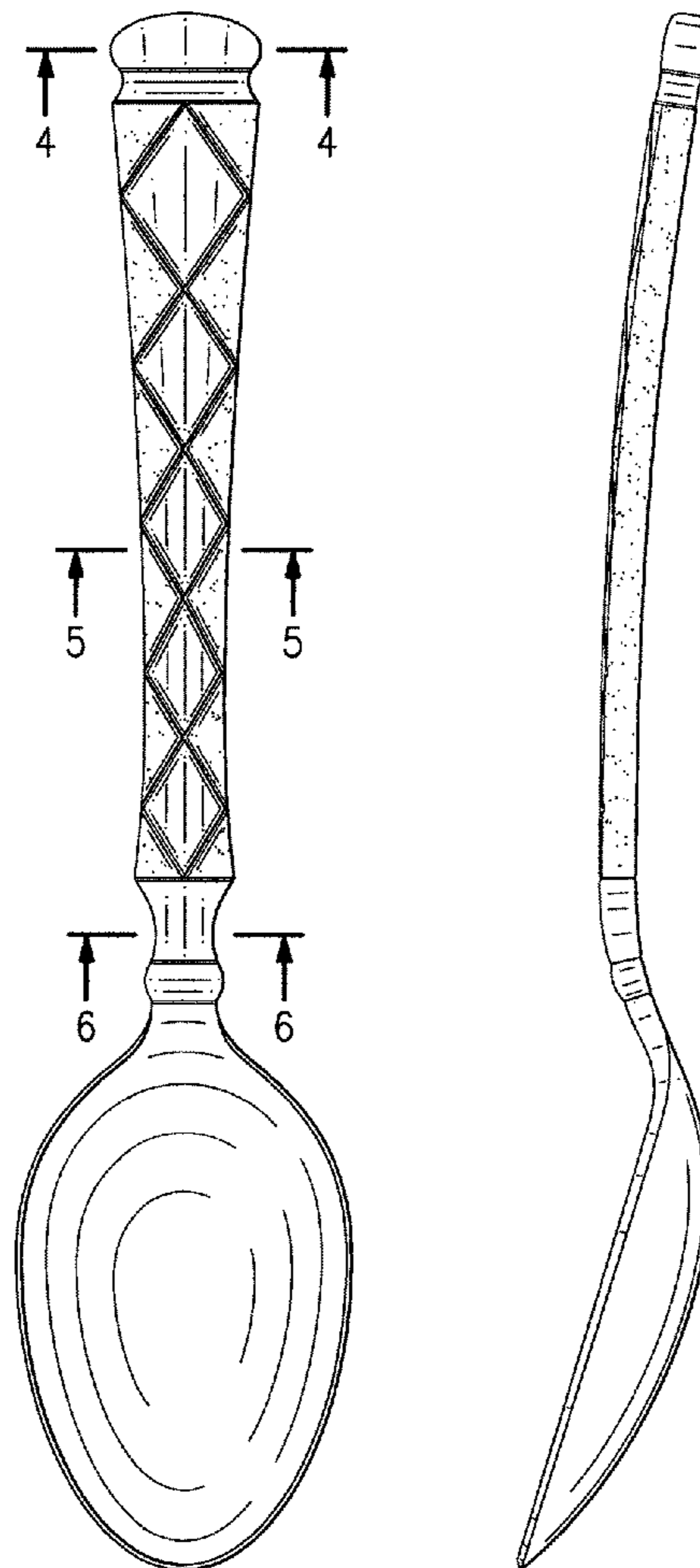
(57) **CLAIM**

The ornamental design for a spoon, as shown and described.

DESCRIPTION

FIG. 1 is a top plan view of a spoon, illustrating my new design;
FIG. 2 is a right side view thereof, the left side view being a mirror image thereof;
FIG. 3 is a bottom view thereof;
FIG. 4 is a cross-sectional view taken through line 4—4 of FIG. 1;
FIG. 5 is a cross-sectional view taken through line 5—5 of FIG. 1; and,
FIG. 6 is a cross-sectional view taken through line 6—6 of FIG. 1.

1 Claim, 1 Drawing Sheet



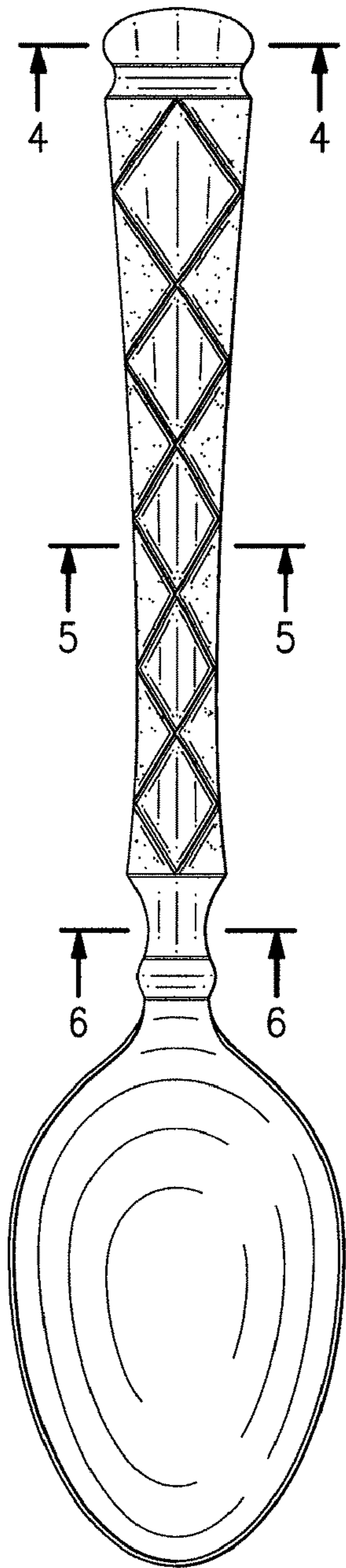


FIG. 1

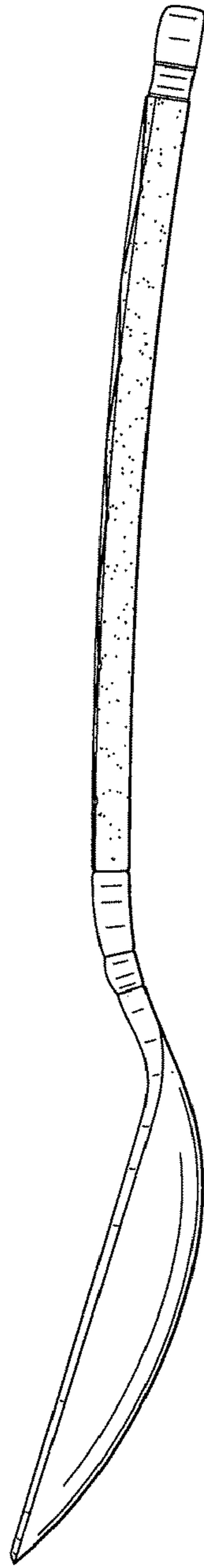


FIG. 2

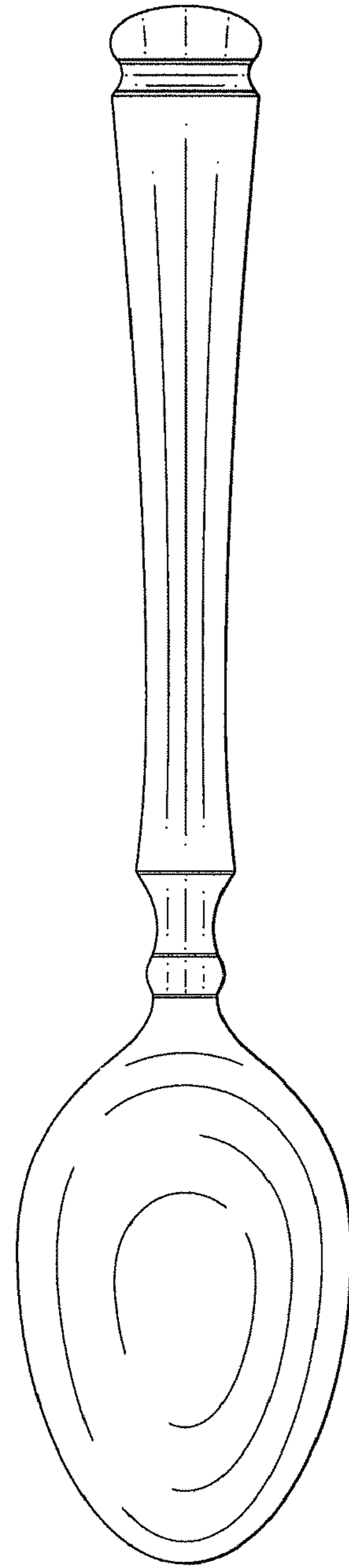


FIG. 3




FIG. 4



FIG. 5



FIG. 6