

US00D599173S

(12) **United States Design Patent**
Shane-Schuldt

(10) **Patent No.:** **US D599,173 S**
(45) **Date of Patent:** **** Sep. 1, 2009**

(54) **SPOON**

D563,737 S * 3/2008 Shane-Schuldt D7/653
D577,262 S * 9/2008 Shane-Schuldt D7/653

(75) Inventor: **Diane Shane-Schuldt**, Sherrill, NY (US)

* cited by examiner

(73) Assignee: **Oneida, Ltd.**, Oneida, NY (US)

Primary Examiner—Caron Veynar

Assistant Examiner—Ricky Pham

(**) Term: **14 Years**

(74) *Attorney, Agent, or Firm*—Marjama Muldoon Blasiak & Sullivan LLP

(21) Appl. No.: **29/330,890**

(22) Filed: **Jan. 15, 2009**

(57) **CLAIM**

The ornamental design for a spoon, as shown and described.

(51) **LOC (9) Cl.** **07-03**

(52) **U.S. Cl.** **D7/653**

(58) **Field of Classification Search** D7/368,
D7/395, 401.2, 642-646, 649-654, 660-669,
D7/675-676, 683, 688-692, 695-696; 30/137,
30/141-143, 147-150, 322-327, 329, 340,
30/342-346; 416/70 R

See application file for complete search history.

DESCRIPTION

FIG. 1 is a top plan view of a spoon, illustrating my new design;

FIG. 2 is a right side view thereof, the left side view being a mirror image;

FIG. 3 is a bottom view thereof;

FIG. 4 is a cross-sectional view taken through line 4-4 of FIG. 1; and,

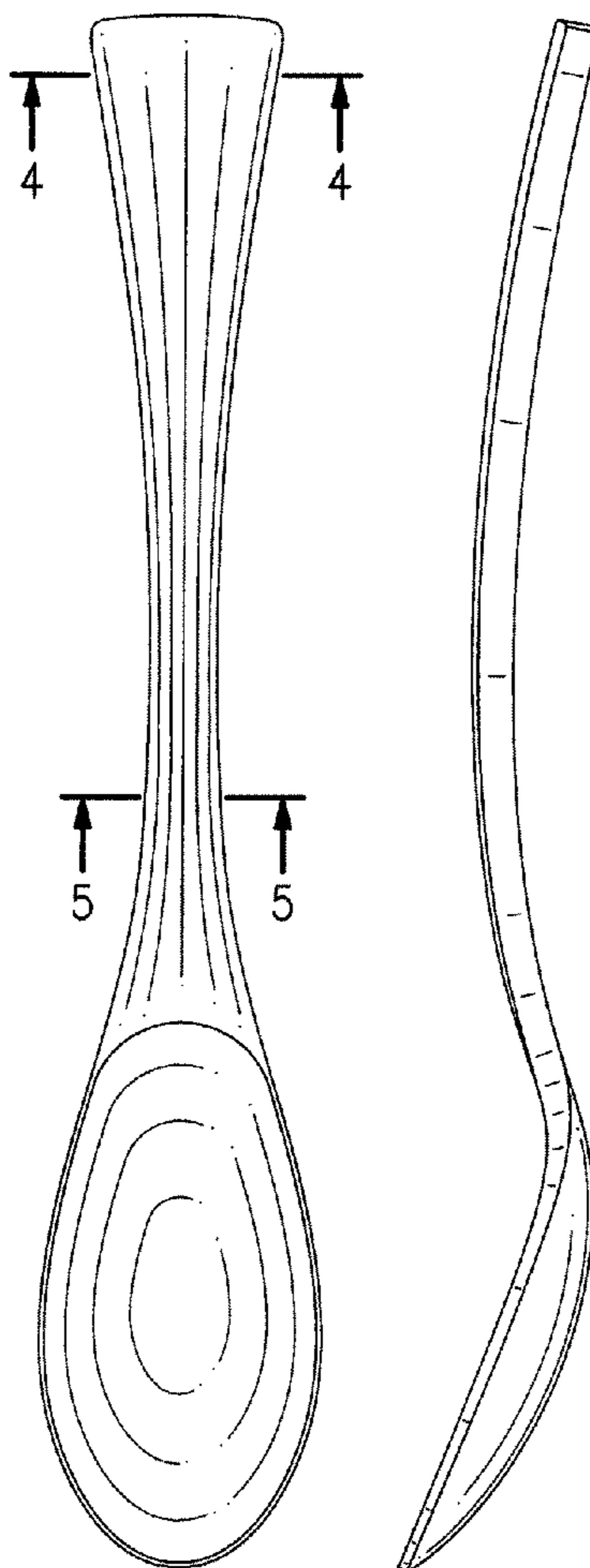
FIG. 5 is a cross-sectional view taken through line 5-5 of FIG. 1.

(56) **References Cited**

U.S. PATENT DOCUMENTS

D209,704 S * 12/1967 Svend D7/653
D234,017 S * 12/1974 Hubert D7/653
D554,442 S * 11/2007 Croll D7/653

1 Claim, 1 Drawing Sheet



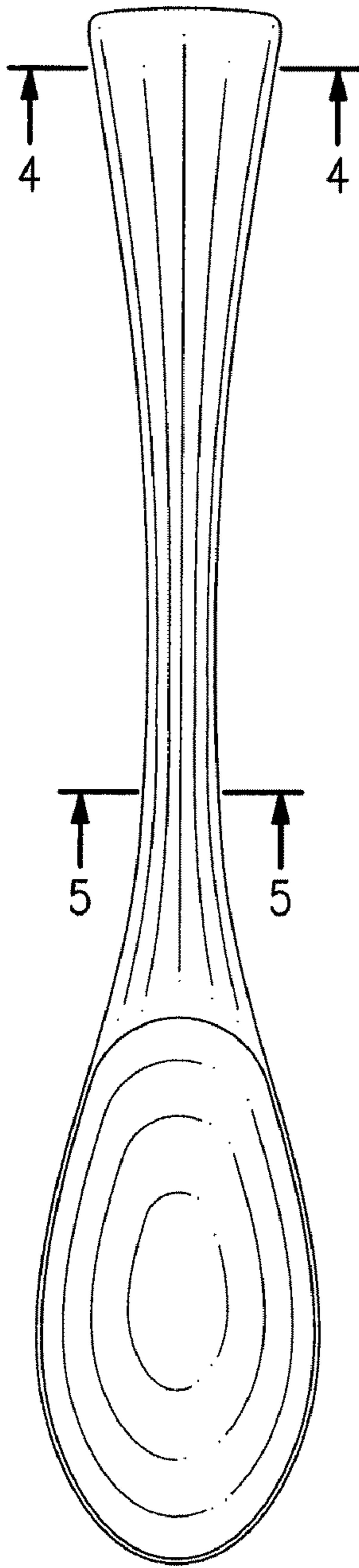


FIG. 1




FIG. 2

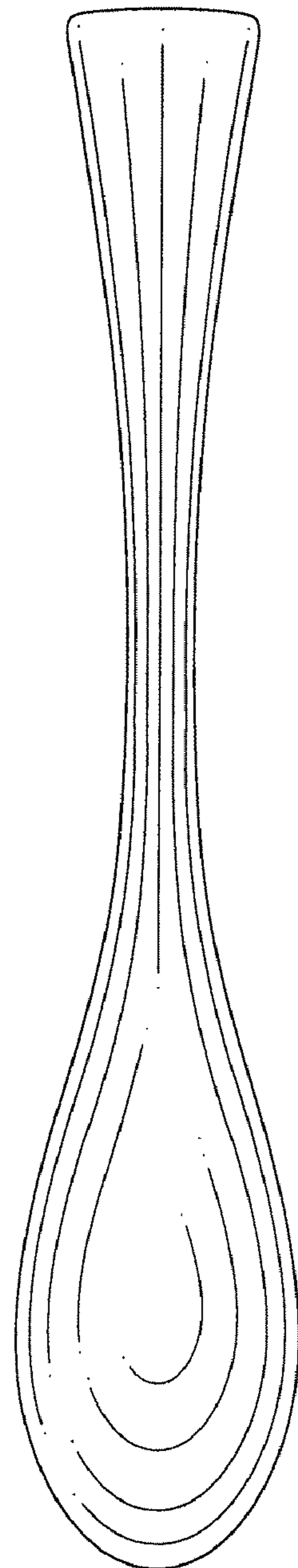


FIG. 3




FIG. 4



FIG. 5