



US00D599172S

(12) **United States Design Patent**
Wang et al.

(10) **Patent No.:** **US D599,172 S**
(45) **Date of Patent:** **** Sep. 1, 2009**

(54) **CUTTING TOOL HANDLE**

(75) Inventors: **Mon-Chang Wang**, Taichung (TW);
Michael J. Stuckey, Glen Allen, VA
(US)

(73) Assignee: **The Scott Fetzer Company**, West Lake,
OH (US)

(**) Term: **14 Years**

(21) Appl. No.: **29/310,947**

(22) Filed: **Sep. 22, 2008**

(51) **LOC (9) Cl.** **07-03**

(52) **U.S. Cl.** **D7/642**

(58) **Field of Classification Search** D7/393,
D7/395, 401.2, 642-646, 649-653, 662-664,
D7/688, 695-696; D8/10, 36, 75, 80, 83,
D8/87, 98, 99, 102, 107, 300, 303; 30/123.5-123.7,
30/124-125, 128, 142, 143, 147-149, 169,
30/304, 316, 329, 340, 342-346, 353, 355,
30/394

See application file for complete search history.

(56) **References Cited**

U.S. PATENT DOCUMENTS

D450,557 S * 11/2001 McCalla et al. D8/107
D452,129 S * 12/2001 McCalla et al. D8/107

D494,039 S * 8/2004 Tsai D8/107
D514,419 S * 2/2006 Henriksen D8/98
D548,543 S * 8/2007 Izaki D7/649
D554,438 S * 11/2007 Ono D7/649
D559,045 S * 1/2008 Ono D7/649
D572,542 S * 7/2008 Epstein D7/649

* cited by examiner

Primary Examiner—Caron Veynar

Assistant Examiner—Ricky Pham

(74) *Attorney, Agent, or Firm*—Dennis B. Haase

(57) **CLAIM**

The ornamental design for a cutting tool handle, as shown and described.

DESCRIPTION

FIG. 1 is a perspective view of a novel design for a handle for receiving a tool such as a knife;

FIG. 2 is a top plan view of the handle of FIG. 1;

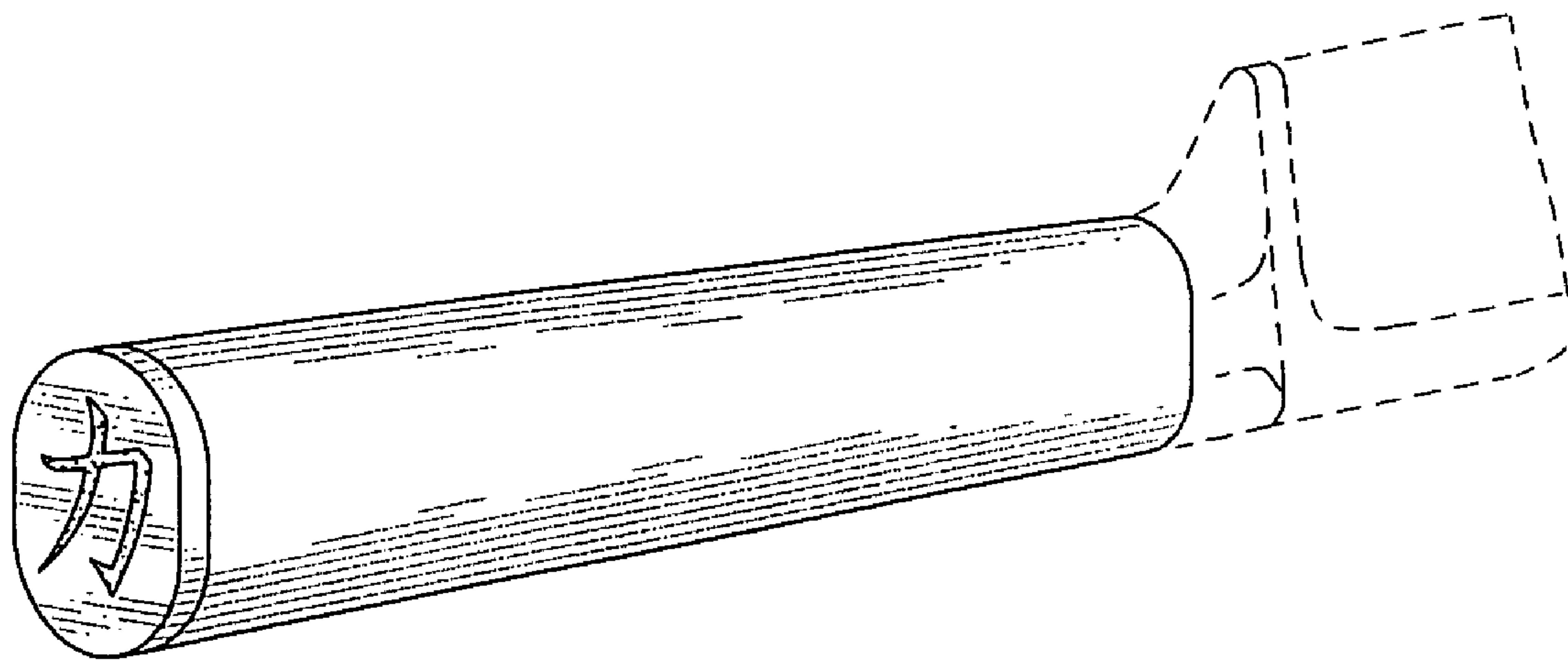
FIG. 3 is a side elevation of the handle of FIG. 1;

FIG. 4 is a left end view as seen in FIG. 1, including a design feature enscribed thereon; and,

FIG. 5 is a right end view as seen in FIG. 1.

The broken lines shown in the drawings are for illustrative purposes only and form no part of the claimed design.

1 Claim, 1 Drawing Sheet



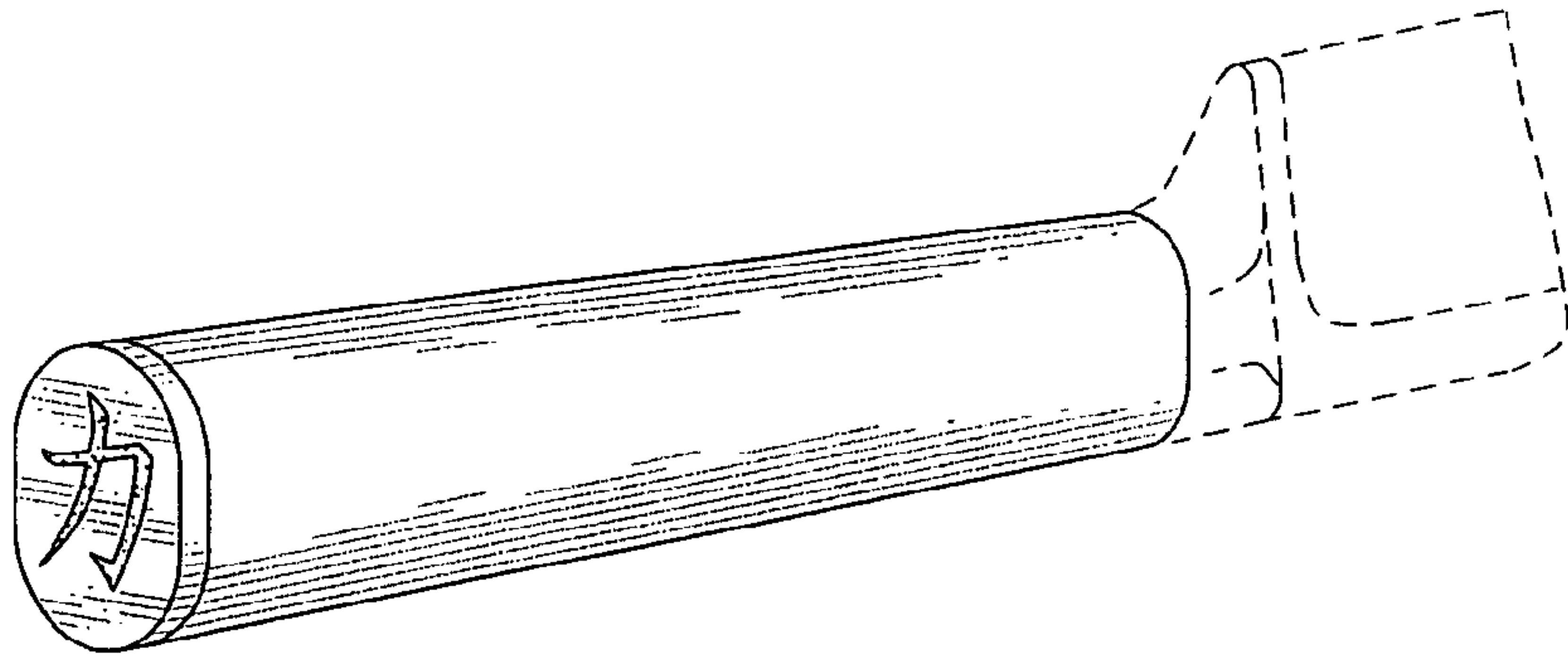


Fig. 1




Fig. 2




Fig. 3

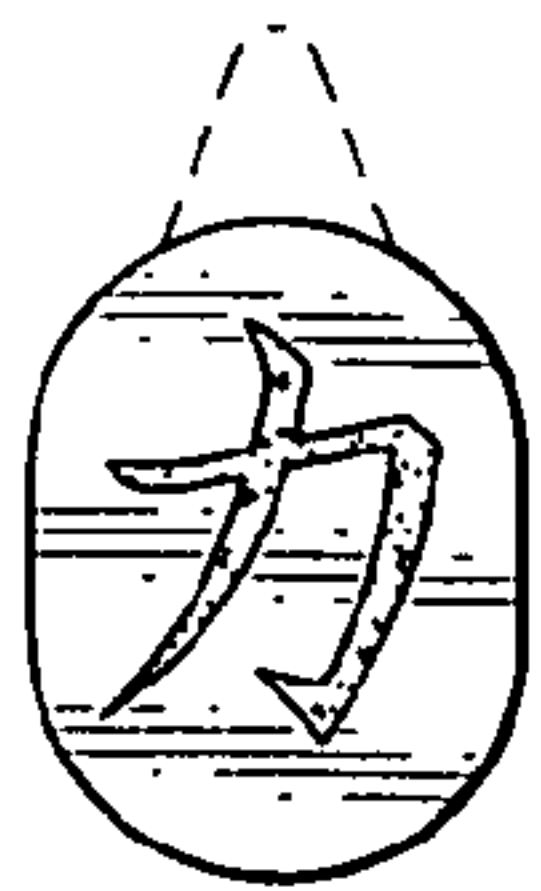


Fig. 4

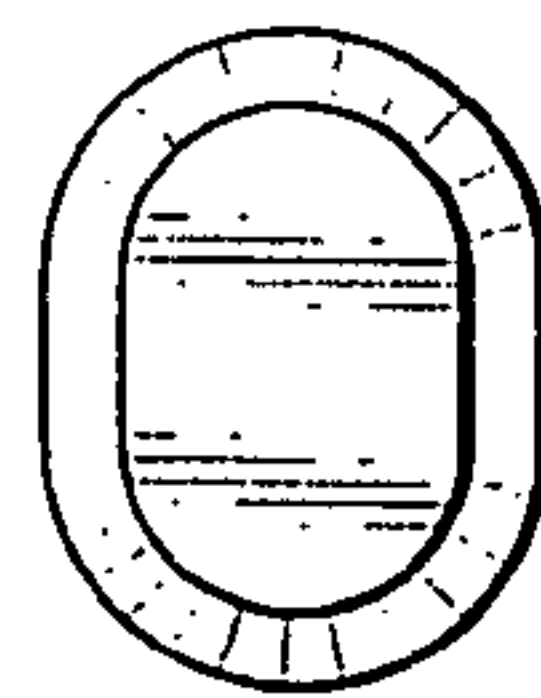


Fig. 5