

US00D599162S

(12) **United States Design Patent**  
**Cutino**

(10) **Patent No.:** **US D599,162 S**  
(45) **Date of Patent:** **\*\* Sep. 1, 2009**

(54) **COOKING APPLIANCE**

(75) Inventor: **Marcello Cutino**, Marano di Valpolicella (IT)

(73) Assignee: **Glem Gas S.p.A.**, San Cesario Sul Panaro (MO) (IT)

(\*\*) Term: **14 Years**

(21) Appl. No.: **29/309,849**

(22) Filed: **Oct. 27, 2008**

(30) **Foreign Application Priority Data**

Jul. 24, 2008 (EM) ..... 000976089-0002

(51) **LOC (9) Cl.** ..... **07-02**

(52) **U.S. Cl.** ..... **D7/340**

(58) **Field of Classification Search** ..... D7/340,  
D7/339-341, 346-348, 402-407, 351; 126/19 R,  
126/39 B, 39 C, 39 R, 273 R, 50  
See application file for complete search history.

(56) **References Cited**

U.S. PATENT DOCUMENTS

D393,567 S \* 4/1998 Ashcraft et al. .... D7/346

D480,261 S \* 10/2003 Pottenger et al. .... D7/346  
D523,685 S \* 6/2006 Jung et al. .... D7/340  
D526,527 S \* 8/2006 Jung et al. .... D7/348  
D538,581 S \* 3/2007 Lee et al. .... D7/340  
D552,920 S \* 10/2007 Chung et al. .... D7/348  
D580,698 S \* 11/2008 Kim et al. .... D7/348

\* cited by examiner

*Primary Examiner*—Catherine R Oliver

(74) *Attorney, Agent, or Firm*—Dykema Gossett PLLC

(57) **CLAIM**

The ornamental design for a cooking appliance, as shown and described.

**DESCRIPTION**


FIG. 1 is a top plan view of a cooking appliance according to my new design,

FIG. 2 is a perspective front view thereof,

FIG. 3 is a front elevational view thereof; and,

FIG. 4 is a side elevational view thereof, an opposite side view being a mirror image.

**1 Claim, 4 Drawing Sheets**






Fig. 1




Fig. 2




Fig. 3




Fig. 4