

US00D599161S

(12) **United States Design Patent**
Friel, Sr. et al.

(10) **Patent No.:** **US D599,161 S**

(45) **Date of Patent:** **** Sep. 1, 2009**

(54) **ELECTRONIC KETTLE**

(75) Inventors: **Daniel D. Friel, Sr.**, Greenville, DE (US); **Daniel D. Friel, Jr.**, Kennett Square, PA (US); **James Fitzgerald**, West Chester, PA (US); **Abraham Leibson**, Lambertville, NJ (US); **Bela Elek**, Wilmington, DE (US); **Brian Brant**, Newark, DE (US)

D399,090 S *	10/1998	Green	D7/319
D412,424 S *	8/1999	Au	D7/305
5,988,457 A *	11/1999	Andrew et al.	222/475.1
D439,466 S *	3/2001	Bouhuys	D7/319
D496,215 S *	9/2004	Babkes	D7/319
D527,940 S *	9/2006	Cohen	D7/318
D528,846 S *	9/2006	Tamura	D7/318
D562,053 S *	2/2008	Cohen	D7/319
7,357,070 B2 *	4/2008	Chan	99/285

(73) Assignee: **Edgcraft Corporation**, Avondale, PA (US)

* cited by examiner

Primary Examiner—Marianne Pandozzi

(**) Term: **14 Years**

(57) **CLAIM**

(21) Appl. No.: **29/328,984**

The ornamental design for a electronic kettle, as shown and described.

(22) Filed: **Dec. 5, 2008**

DESCRIPTION

(51) **LOC (9) Cl.** **07-01**

(52) **U.S. Cl.** **D7/319; D7/317**

(58) **Field of Classification Search** D7/300,
D7/316-319; 99/DIG. 14, 306, 285, 287,
99/297, 299, 279; 426/431; 222/475.1, 507,
222/469; 219/429

See application file for complete search history.

FIG. 1 is a front elevation view of an electronic kettle showing our new design;

FIG. 2 is a top plan view thereof;

FIG. 3 is a rear elevation view thereof;

FIG. 4 is a left side elevation view thereof;

FIG. 5 is a right side elevation view thereof; and,

FIG. 6 is a bottom plan view thereof.


The broken lines in the drawings are included for the purpose of illustration and form no part of the claimed design.

(56) **References Cited**

U.S. PATENT DOCUMENTS

D323,952 S *	2/1992	Wagner et al.	D7/332
D389,369 S *	1/1998	Hippen	D7/319
D390,743 S *	2/1998	Saltet	D7/319

1 Claim, 2 Drawing Sheets






FIG. 1

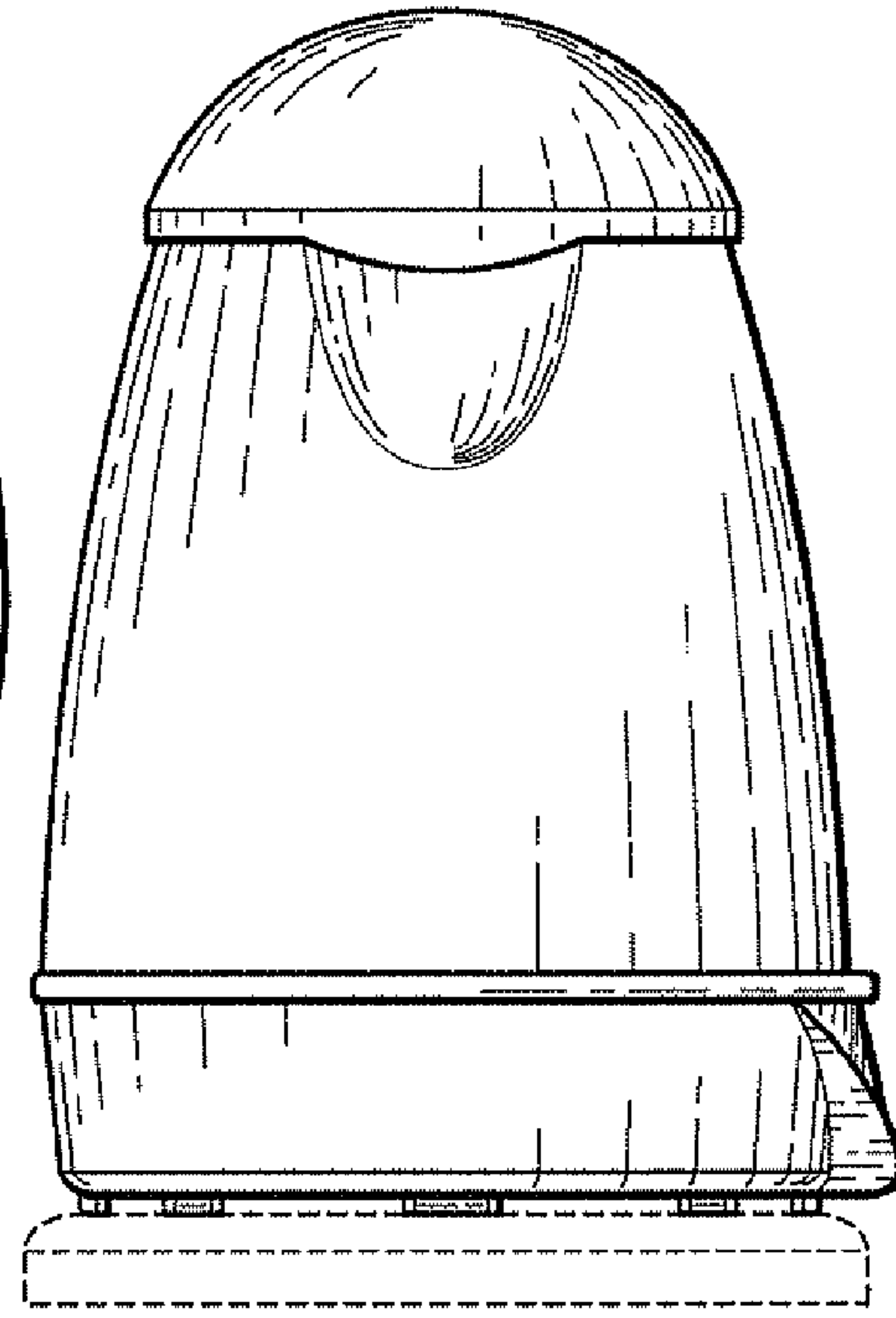


FIG. 4

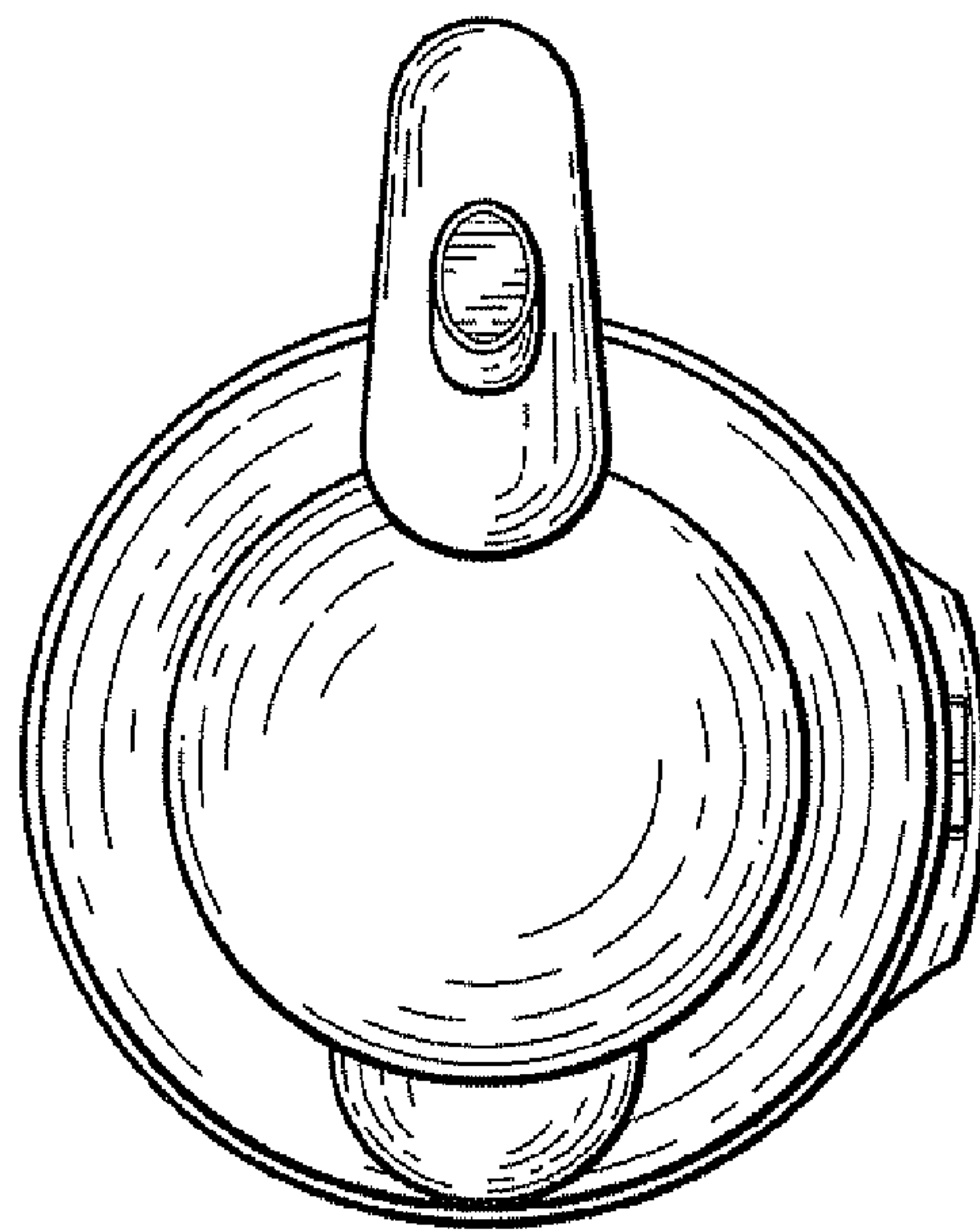


FIG. 2

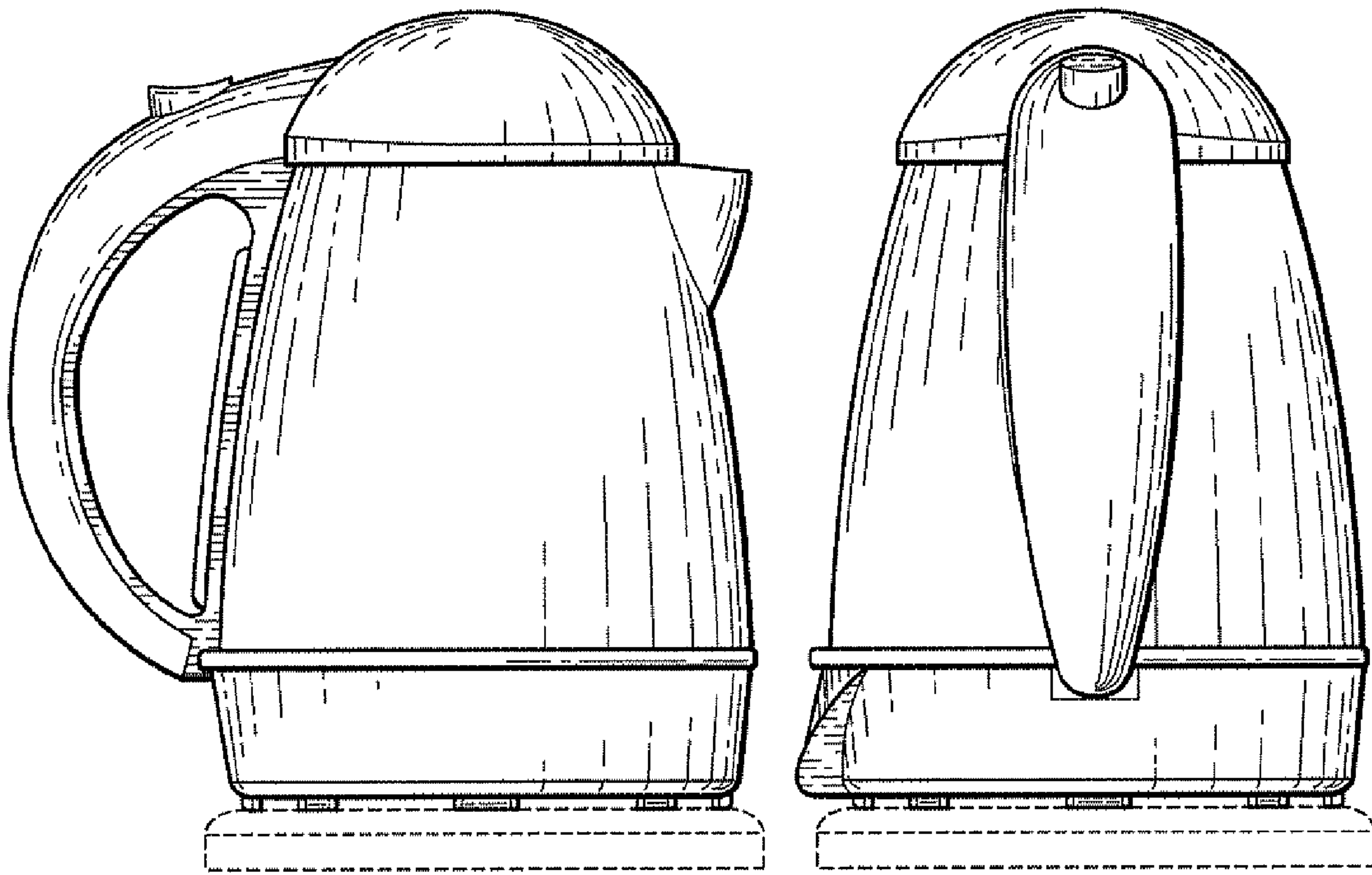


FIG. 3

FIG. 5

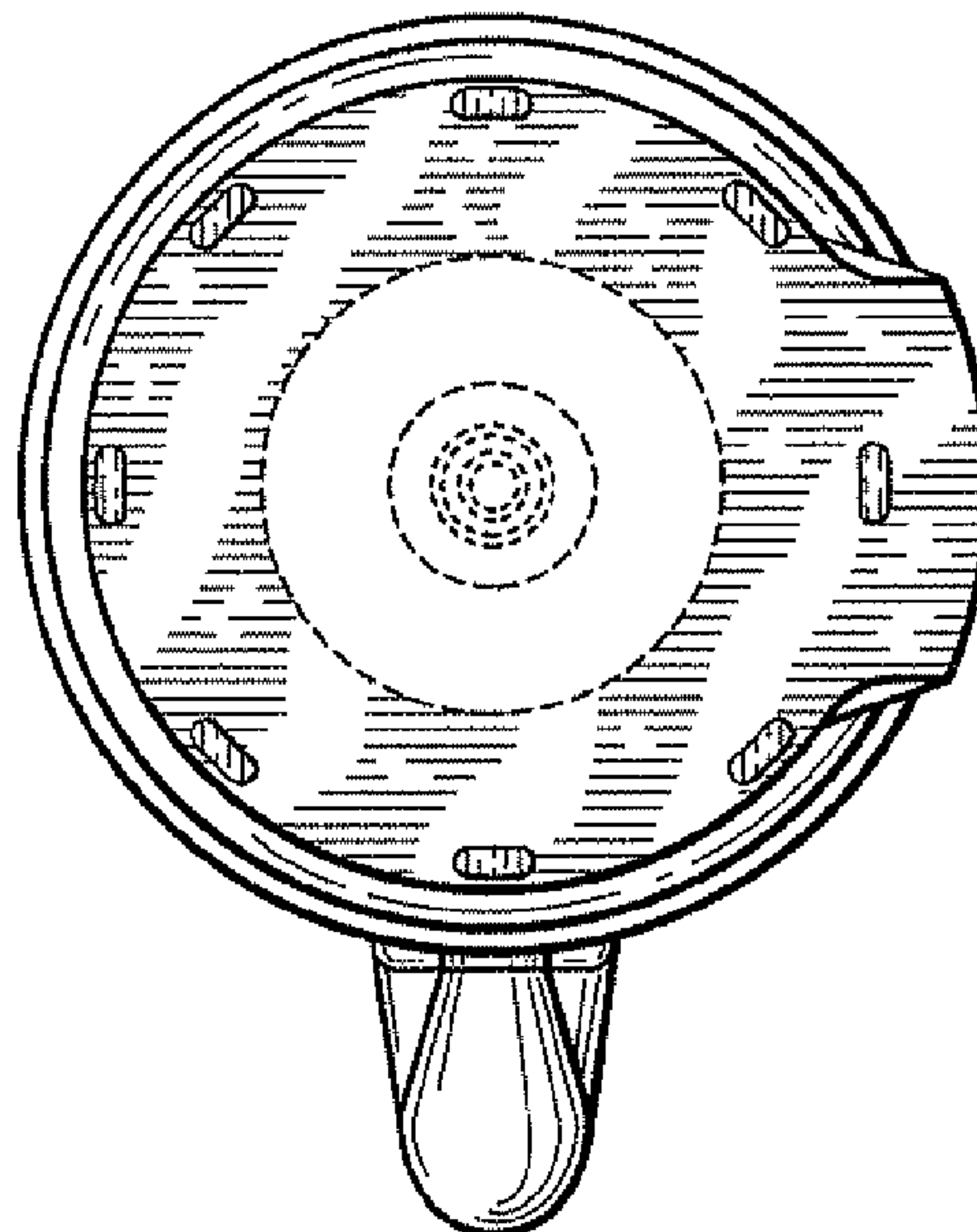


FIG. 6