



US00D599148S

(12) **United States Design Patent**
Murphy

(10) **Patent No.:** **US D599,148 S**

(45) **Date of Patent:** **** Sep. 1, 2009**

(54) **SHELF**

(76) **Inventor:** **Scott A. Murphy**, 27364 Weld County Rd., 62 3/4, Gill, CO (US) 80624

(**) **Term:** **14 Years**

(21) **Appl. No.:** **29/317,265**

(22) **Filed:** **Apr. 25, 2008**

(51) **LOC (9) Cl.** **06-04**

(52) **U.S. Cl.** **D6/562; D6/574**

(58) **Field of Classification Search** D6/524, D6/525, 562, 574, 540; 108/59; 211/13.1, 211/86.01, 87.01, 88.01, 126.1, 106, 134, 211/126.9, 153, 182

See application file for complete search history.

(56) **References Cited**

U.S. PATENT DOCUMENTS

D307,222 S	4/1990	Korpijaako et al.	
D313,720 S *	1/1991	Sorenson et al.	D6/574
D364,527 S *	11/1995	Moon	D6/574
D367,576 S *	3/1996	Hickey-Niezgoda	D6/562
5,724,894 A	3/1998	Knorovsky	
D395,135 S *	6/1998	Joss	D6/562
D395,488 S *	6/1998	Joss	D6/562
D417,107 S *	11/1999	Patel et al.	D6/562
D451,743 S *	12/2001	Henderson et al.	D6/562

D512,866 S 12/2005 Hoernig
D513,570 S 1/2006 Hoernig
D514,362 S 2/2006 Hoernig

* cited by examiner

Primary Examiner—Brian N Vinson
(74) *Attorney, Agent, or Firm*—Sheridan Ross P.C.

(57) **CLAIM**

The ornamental design for a shelf, as shown and described.

DESCRIPTION

FIG. 1 is a front perspective view of a shelf, showing my new design;

FIG. 2 is a top plan view of the invention illustrated in FIG. 1;

FIG. 3 is a left elevation view of the invention illustrated in FIG. 1;

FIG. 4 is a right elevation view of the invention illustrated in FIG. 1;

FIG. 5 is a front elevation view of the invention illustrated in FIG. 1;

FIG. 6 is a bottom plan view of the invention illustrated in FIG. 1; and,

FIG. 7 is a rear elevation view of the invention illustrated in FIG. 1.

1 Claim, 2 Drawing Sheets

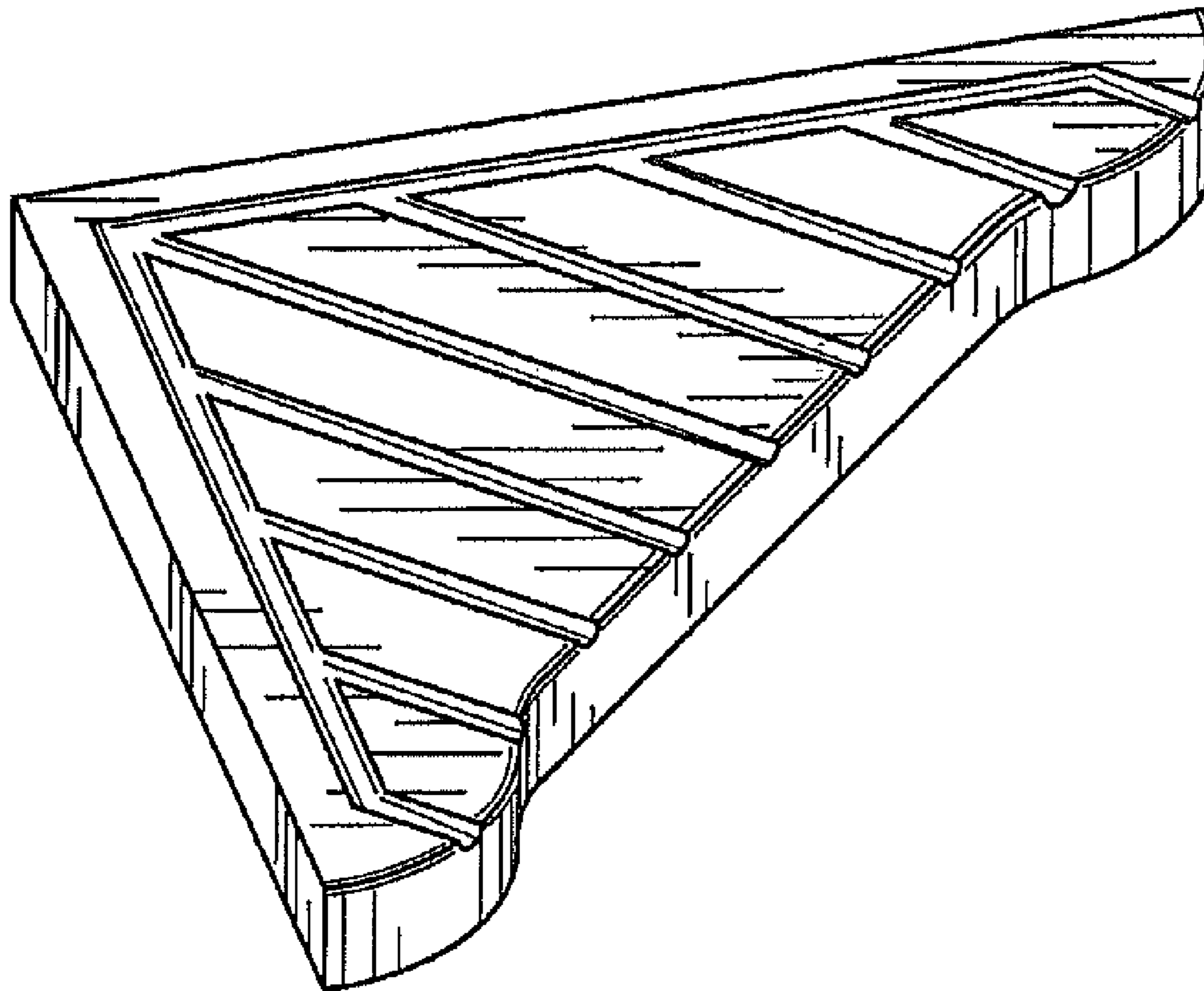


Fig. 1

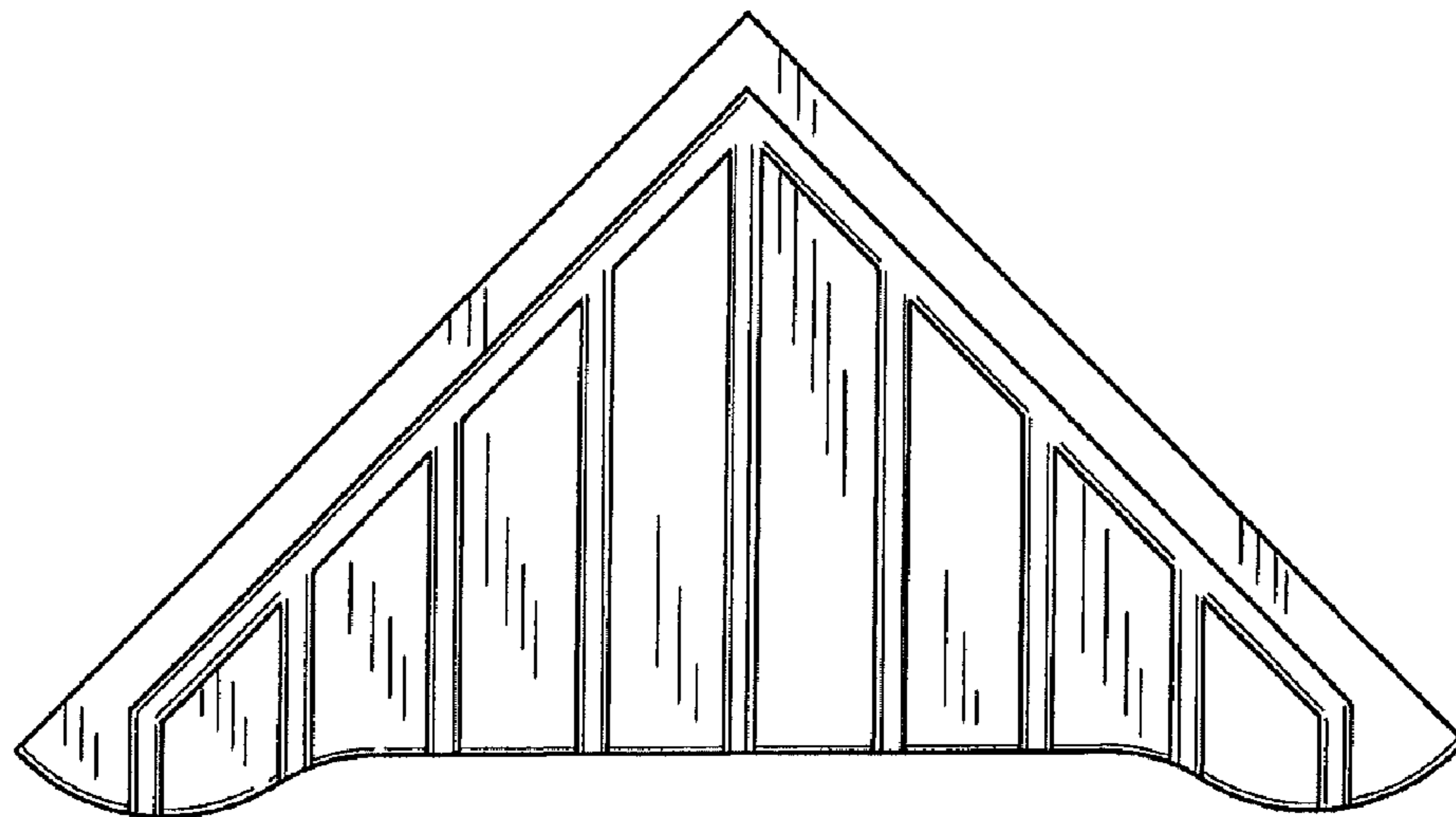
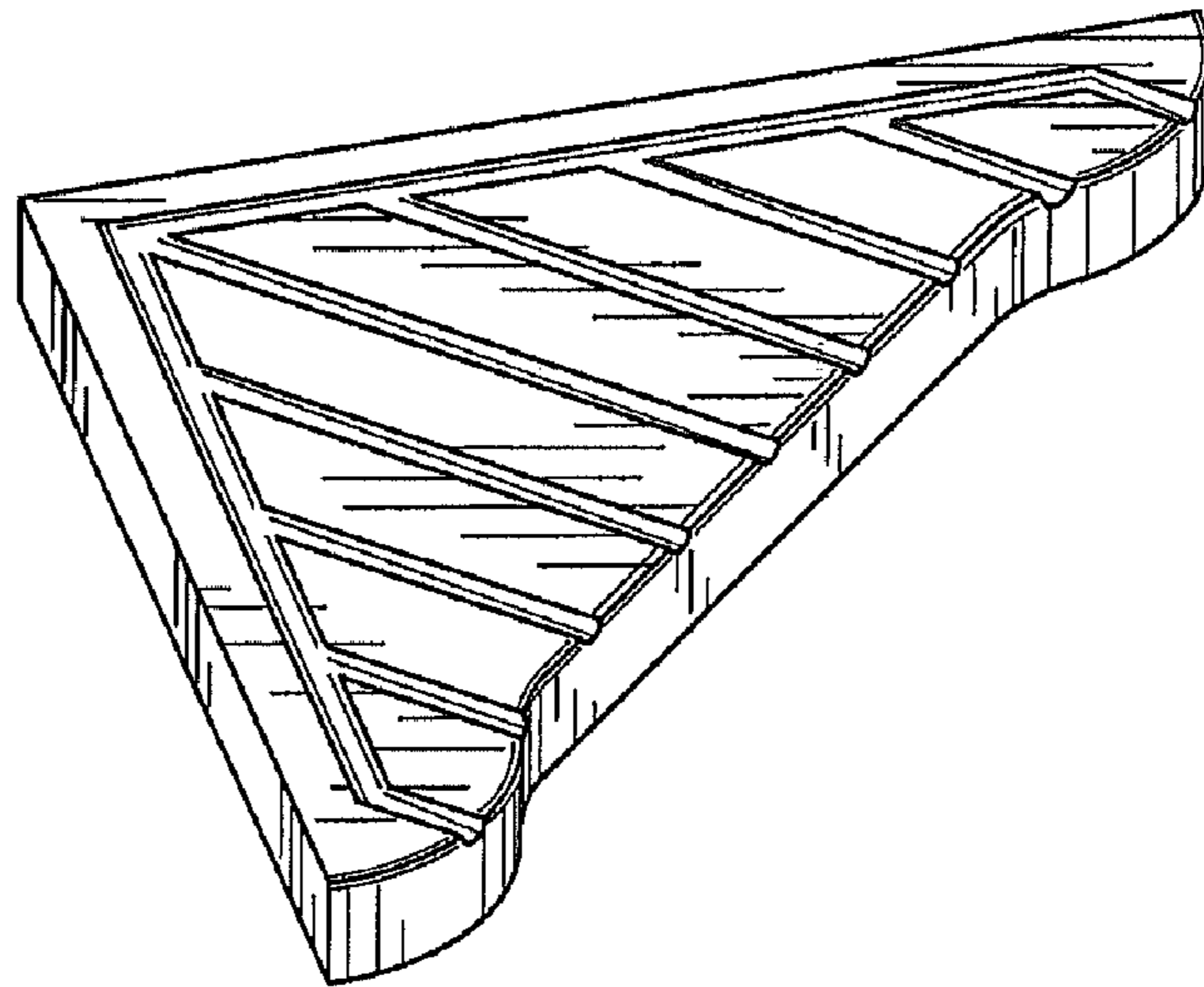


Fig. 2

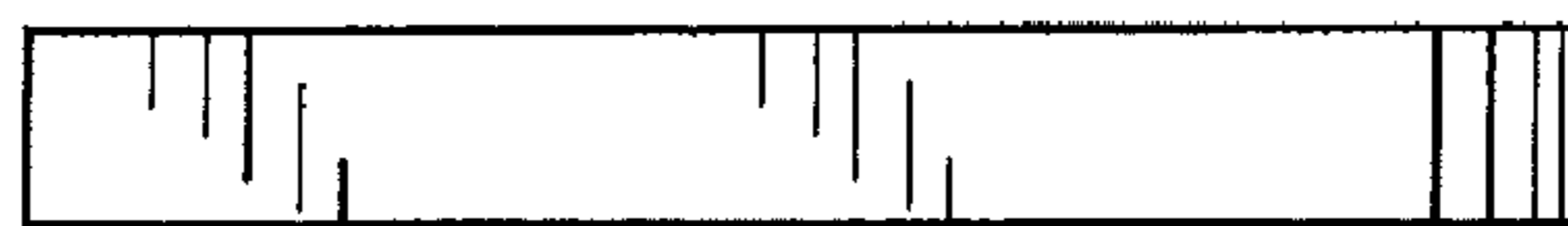


Fig. 3



Fig. 4



Fig. 5

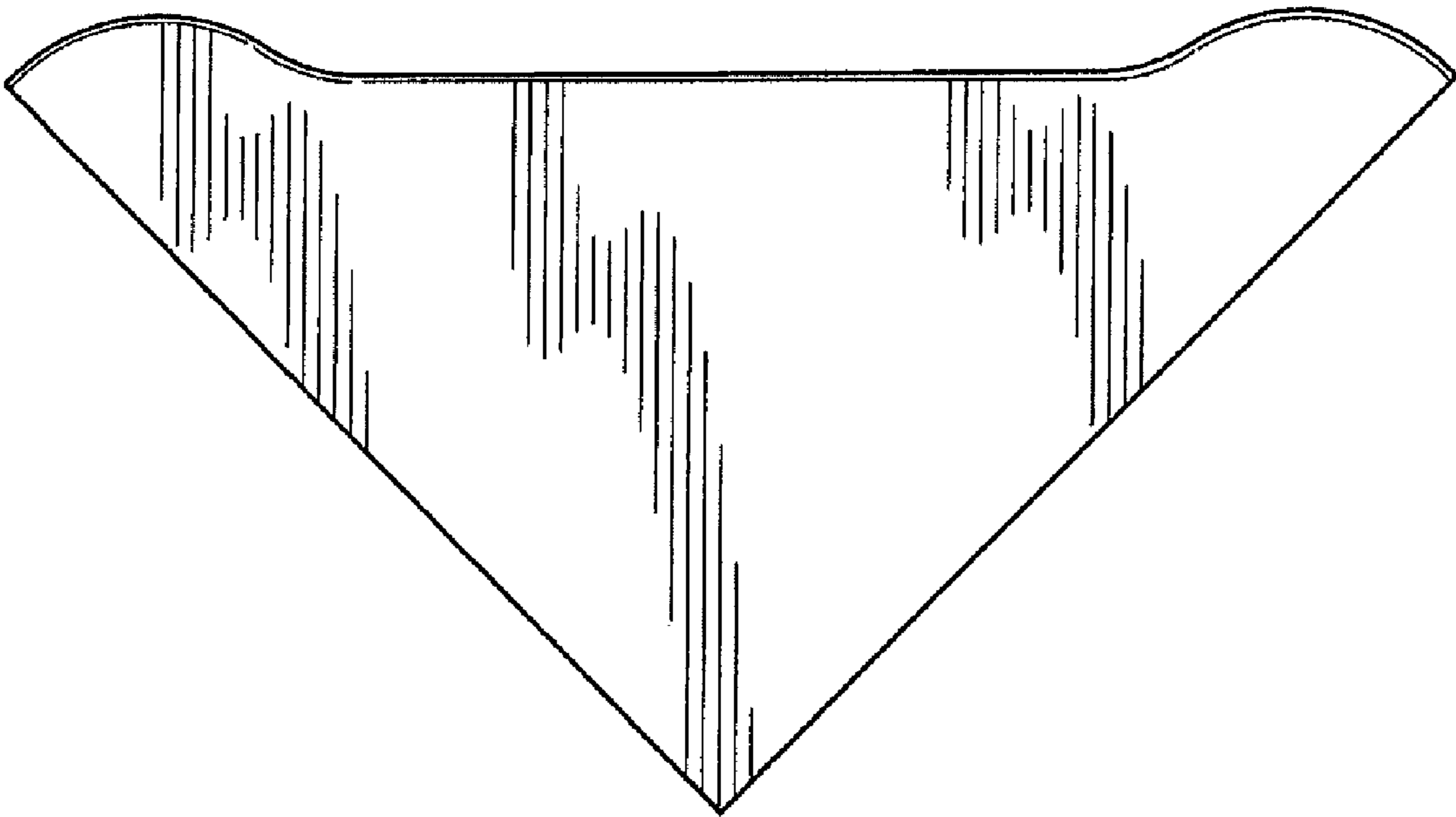


Fig. 6

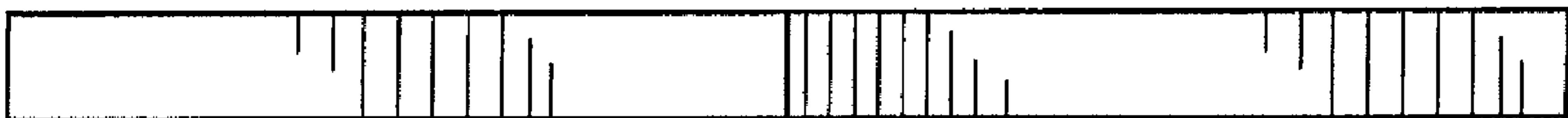


Fig. 7