



US00D599133S

(12) **United States Design Patent**
Hand

(10) **Patent No.:** **US D599,133 S**
(45) **Date of Patent:** **** *Sep. 1, 2009**

(54) **TOOL CHEST AND CABINET**
(75) Inventor: **Jim Hand**, Glen Ellyn, IL (US)
(73) Assignee: **Waterloo Industries, Inc.**, Oak Creek, WI (US)
(*) Notice: This patent is subject to a terminal disclaimer.
(**) Term: **14 Years**

5,443,311 A 8/1995 Kadlecek et al.
D361,910 S 9/1995 Maple et al.
5,482,162 A * 1/1996 Dickinson 206/373
5,497,878 A * 3/1996 Sandonato 206/372
D370,342 S 6/1996 Gwyther
D370,572 S 6/1996 Lin
D372,378 S 8/1996 Kruger
5,607,214 A 3/1997 Pierce et al.

(21) Appl. No.: **29/271,475**
(22) Filed: **Jan. 19, 2007**

(Continued)

Primary Examiner—Joel Sincavage
Assistant Examiner—Ricky Pham
(74) *Attorney, Agent, or Firm*—Calfee, Halter & Griswold LLP

Related U.S. Application Data

(63) Continuation of application No. 29/270,008, filed on Dec. 13, 2006.

(57) **CLAIM**

I claim the ornamental design for a tool chest and cabinet, as shown and described.

(51) **LOC (9) Cl.** **06-04**
(52) **U.S. Cl.** **D6/435**
(58) **Field of Classification Search** D3/260,
D3/272–275, 276, 283, 294–297, 318, 321–322,
D3/903, 905; D6/396–397, 432–448, 491,
D6/509–510; D8/313; D32/25; D34/12;
206/349, 372–373, 376–379; 312/107, 117,
312/125, 204, 209, 224, 249.1, 249.8, 249.11,
312/249.12, 257.1, 280–282, 308, 332.1,
312/351, 902; 361/695
See application file for complete search history.

DESCRIPTION

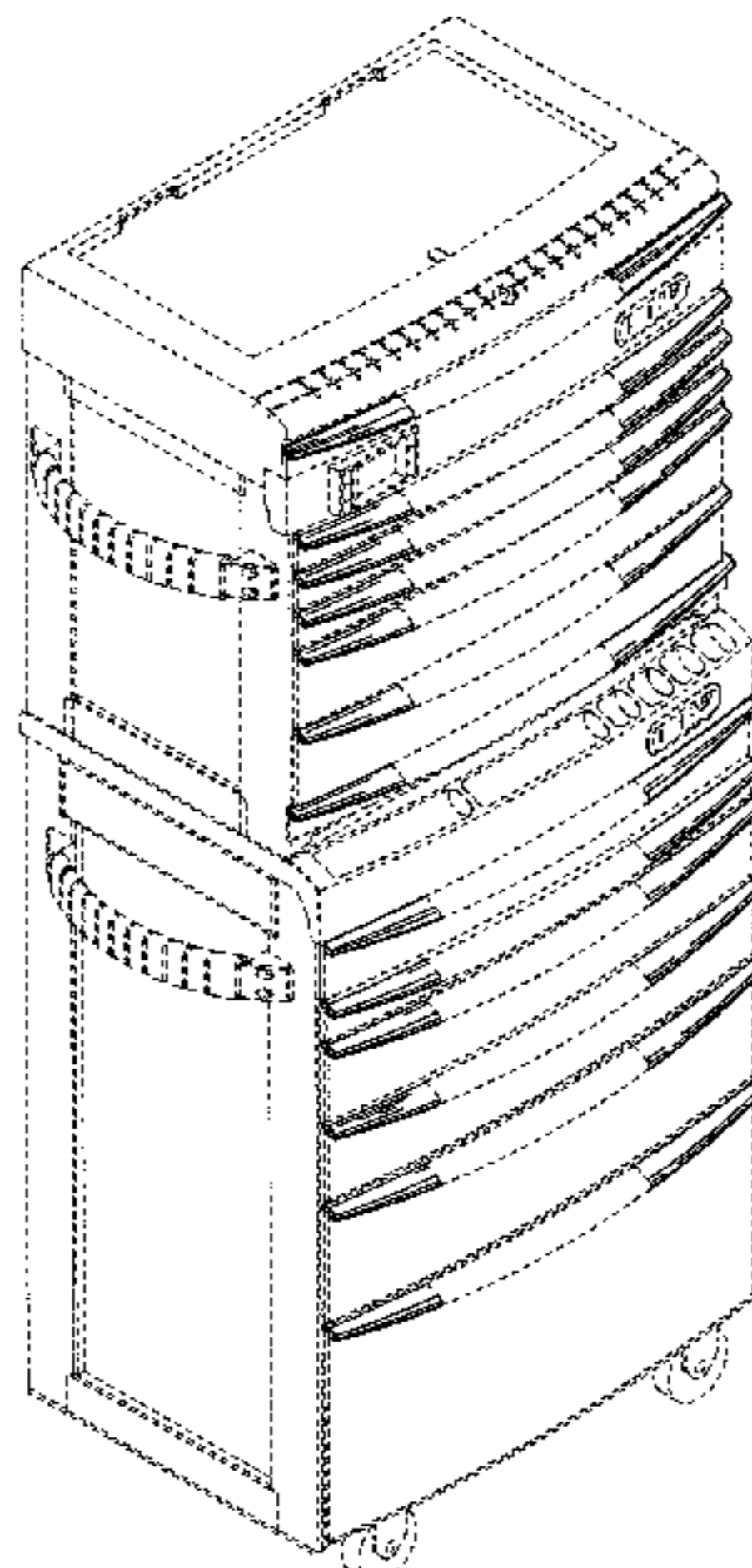
FIG. 1 is a perspective view of a tool chest and cabinet of the new design;
FIG. 2 is a front elevation view of the tool chest and cabinet of FIG. 1;
FIG. 3 is a rear view of the tool chest and cabinet of FIG. 1;
FIG. 4 is a left side view of the tool chest and cabinet of FIG. 1;
FIG. 5 is a right side view of the tool chest and cabinet of FIG. 1;
FIG. 6 is a top view of the tool chest and cabinet of FIG. 1; and,
FIG. 7 is a bottom view of the tool chest and cabinet of FIG. 1.
The phantom lines at the rear and inside edges of the claimed subject matter indicate boundary of claimed design. All other phantom lines are shown in the drawings for illustrative purposes only and form no part of the claimed design.

(56) **References Cited**

U.S. PATENT DOCUMENTS

D182,558 S * 4/1958 Willman D8/313
D205,522 S 8/1966 Doman
D218,080 S 7/1970 Sierzega
D229,262 S * 11/1973 Pearson D6/433
4,120,549 A 10/1978 Bureau
D327,967 S 7/1992 Hikawa
D341,253 S 11/1993 Ballman et al.
5,281,020 A * 1/1994 Romick 312/308
5,332,305 A 7/1994 Slivon et al.
D356,703 S * 3/1995 Dickinson D6/439

1 Claim, 5 Drawing Sheets



US D599,133 S

Page 2

U.S. PATENT DOCUMENTS

D381,166 S	7/1997	Bonazza		D504,260 S *	4/2005	Arceta	D6/510
D385,722 S	11/1997	Yemini		D505,237 S	5/2005	Schmidt et al.	
D386,626 S	11/1997	Yemini		D506,090 S	6/2005	Ben-Or	
5,720,535 A	2/1998	Mehman		D514,854 S	2/2006	Schmidt et al.	
D393,541 S	4/1998	Calmeise		D517,805 S	3/2006	Hosking	
5,857,757 A	1/1999	Bieker et al.		D520,784 S	5/2006	Schmidt et al.	
D423,817 S *	5/2000	Holcomb et al.	D6/445	D526,782 S	8/2006	Hosking	
D423,818 S	5/2000	Holcomb et al.		D538,997 S *	3/2007	Schlembach	D34/12
D427,807 S	7/2000	Holcomb et al.		D547,160 S	7/2007	Hand et al.	
6,109,709 A	8/2000	Holcomb et al.		D549,408 S *	8/2007	Lee	D32/25
D430,426 S	9/2000	Bieker et al.		D554,370 S *	11/2007	Hand	D3/297
D431,934 S *	10/2000	Chininis	D6/446	D554,864 S *	11/2007	Hand	D3/297
6,176,559 B1	1/2001	Tiramani et al.		D563,103 S *	3/2008	Hand	D3/297
D448,168 S	9/2001	Johnston		D563,119 S *	3/2008	Malley et al.	D6/445
D449,181 S	10/2001	Story et al.		D563,120 S *	3/2008	Malley et al.	D6/445
D453,074 S	1/2002	Johnston		D566,396 S *	4/2008	Hand	D3/297
6,347,847 B1	2/2002	Tiramani et al.		D568,078 S *	5/2008	Kohagen et al.	D6/510
D455,902 S	4/2002	Wolf		D568,608 S *	5/2008	Hand	D3/297
D457,704 S	5/2002	Fiscus et al.		D573,792 S *	7/2008	Hand	D3/297
D461,067 S	8/2002	Frank et al.		2002/0030425 A1	3/2002	Tiramani et al.	
D470,687 S	2/2003	Binse et al.		2002/0074905 A1	6/2002	Tiramani et al.	
D477,724 S *	7/2003	Bishop	D6/434	2007/0228903 A1 *	10/2007	Liu	312/280
				2007/0274042 A1 *	11/2007	Jackson et al.	361/695

* cited by examiner

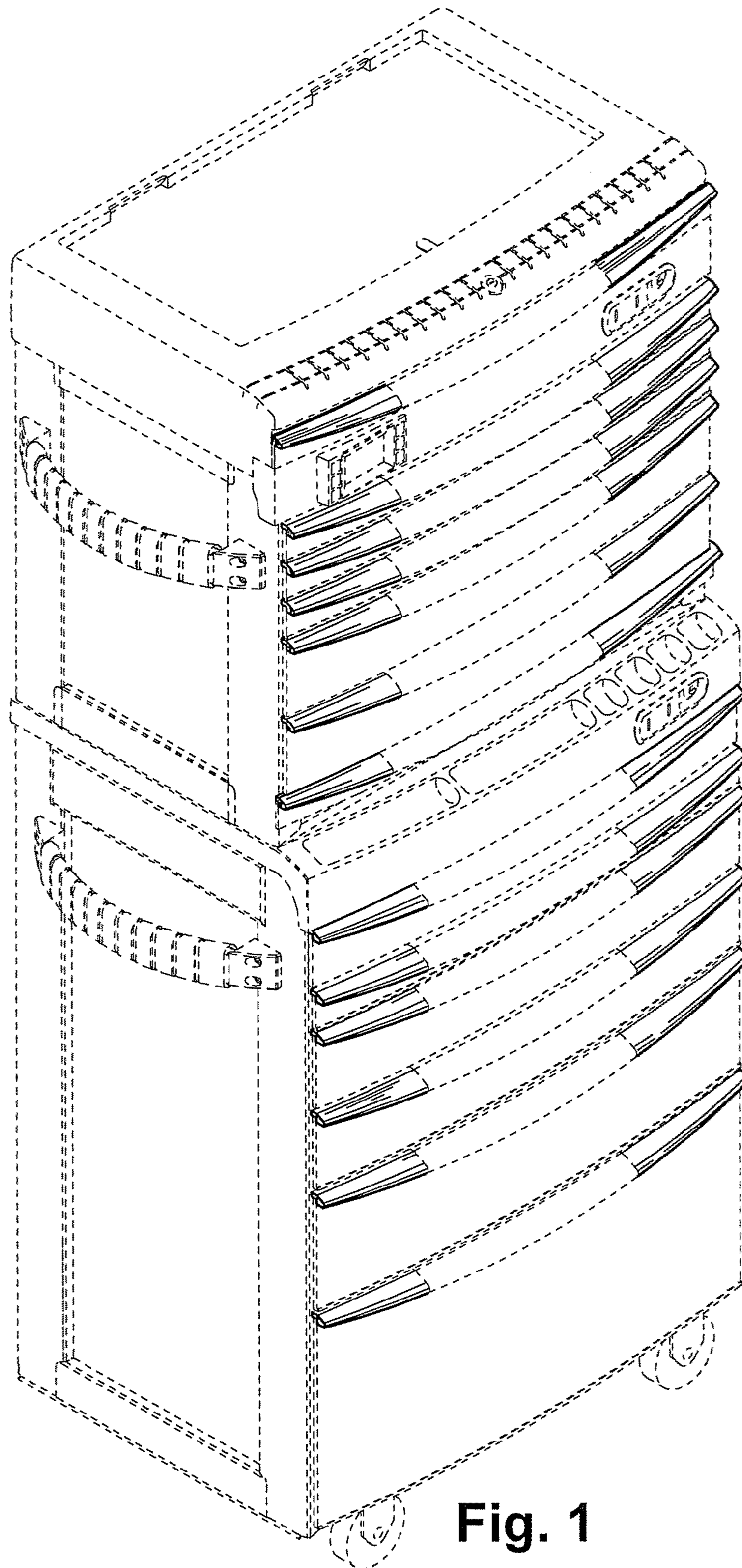


Fig. 1

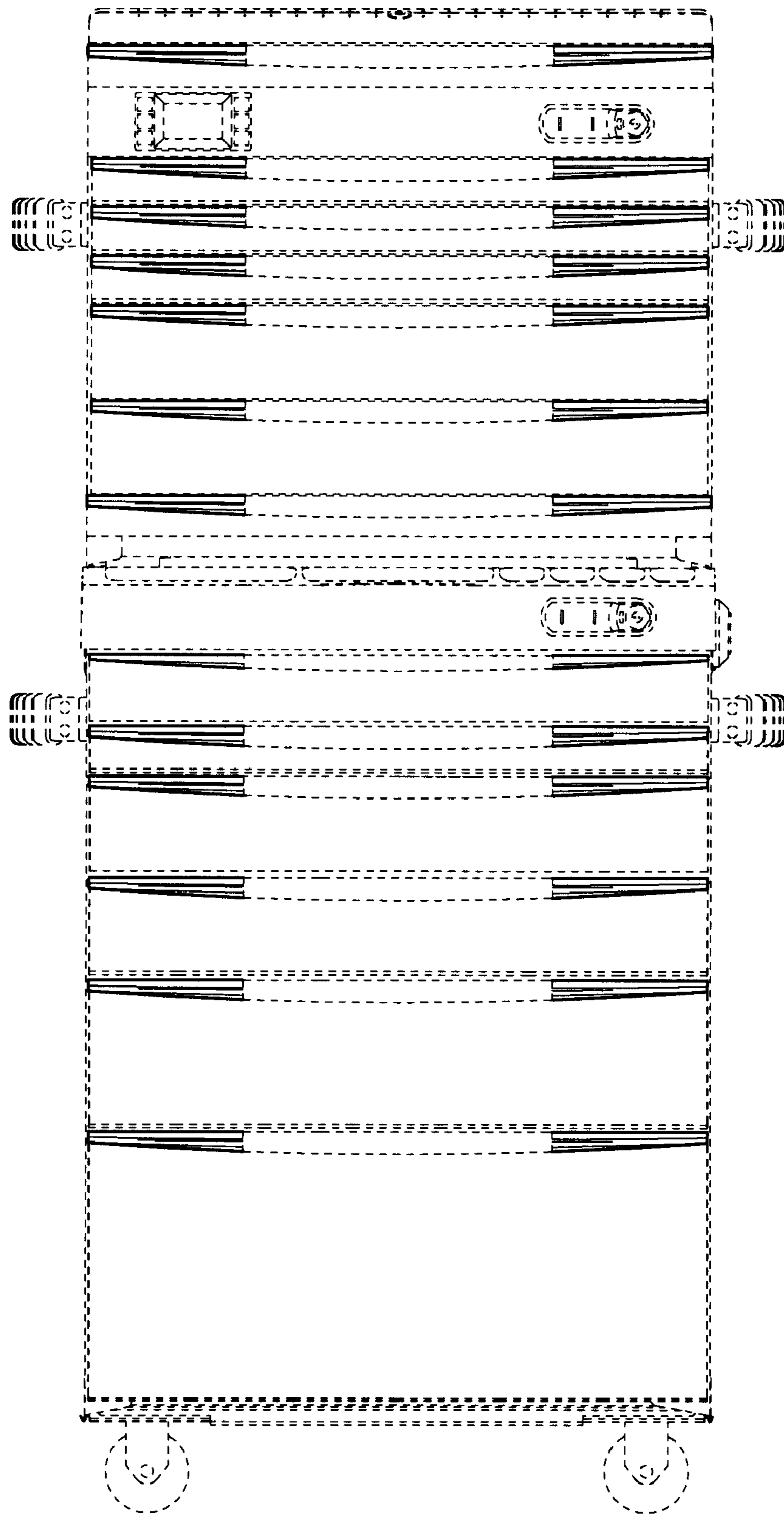


Fig. 2

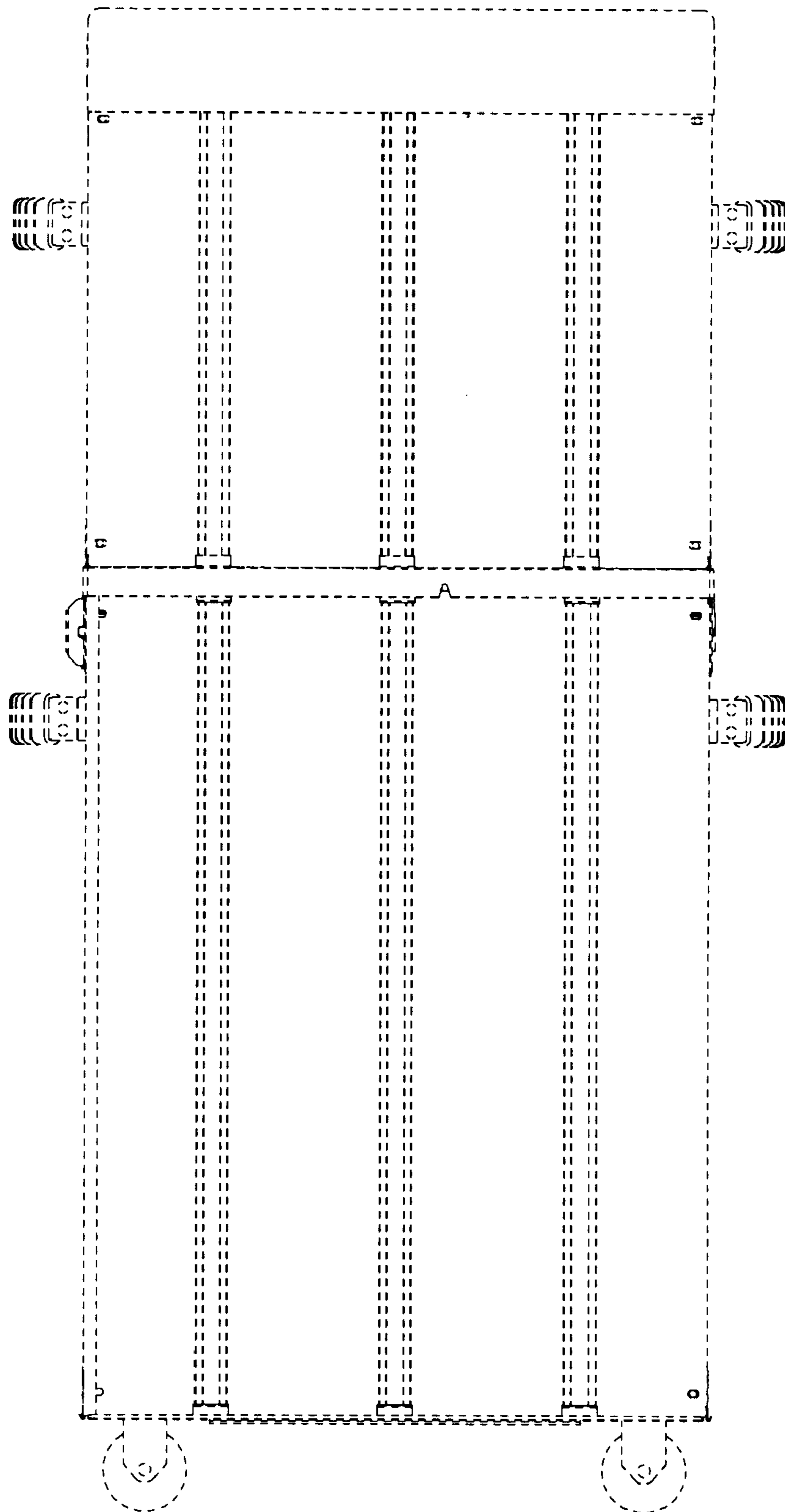


Fig. 3

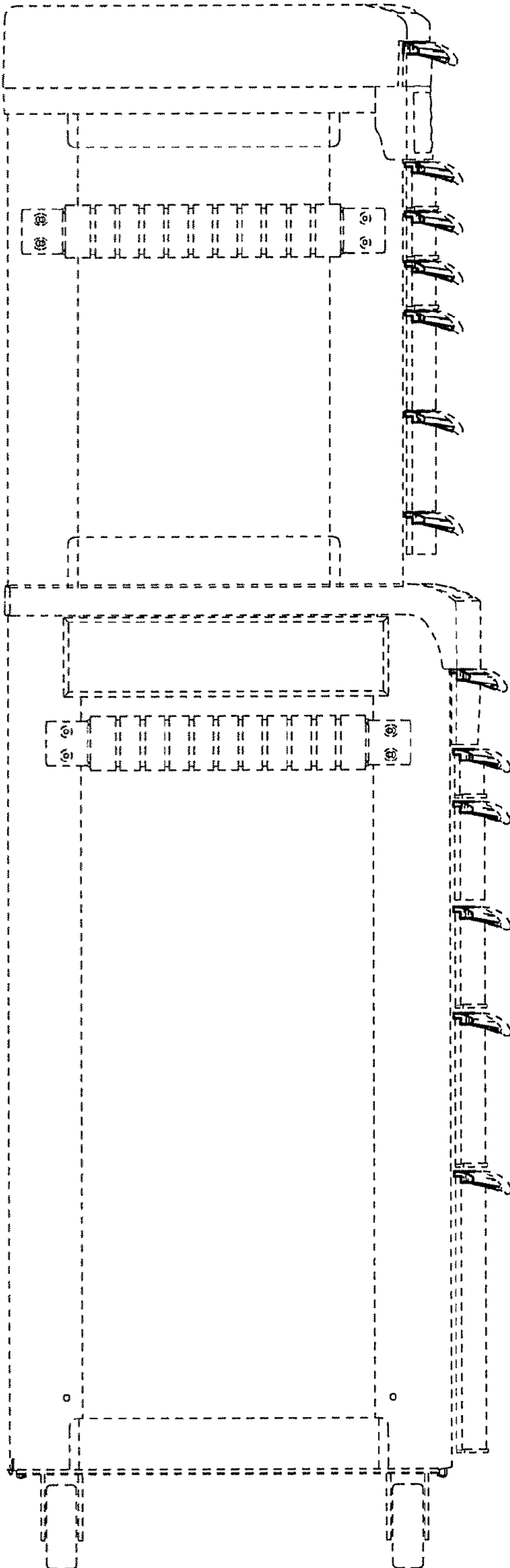


Fig. 4

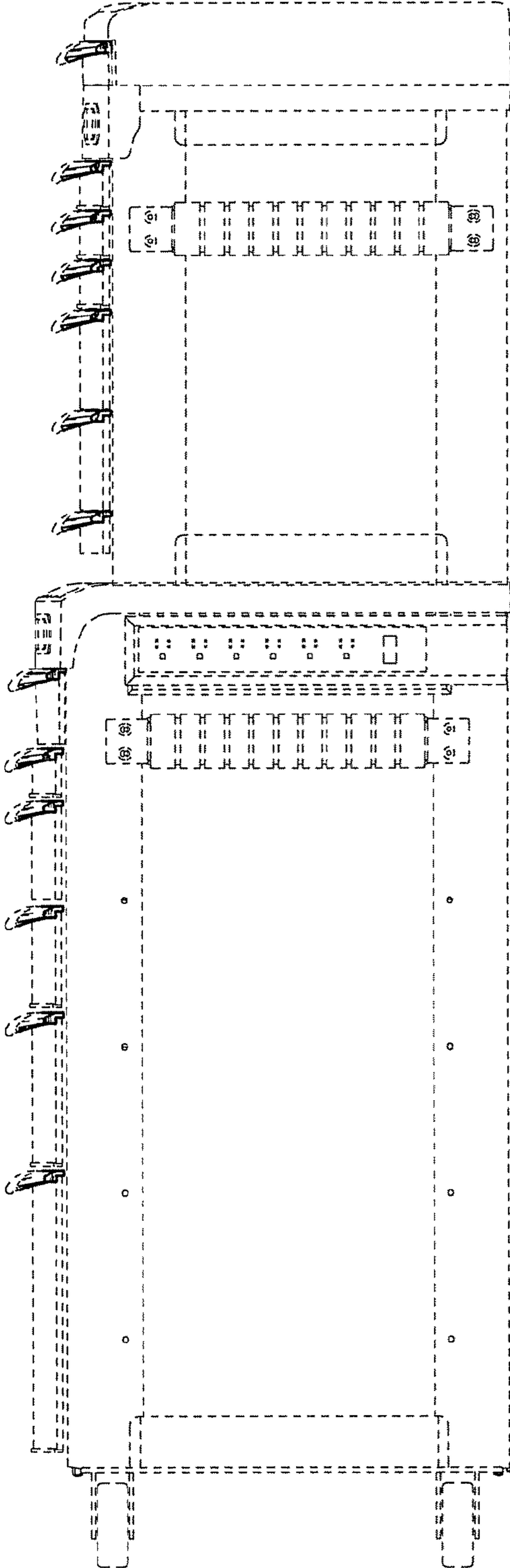


Fig. 5

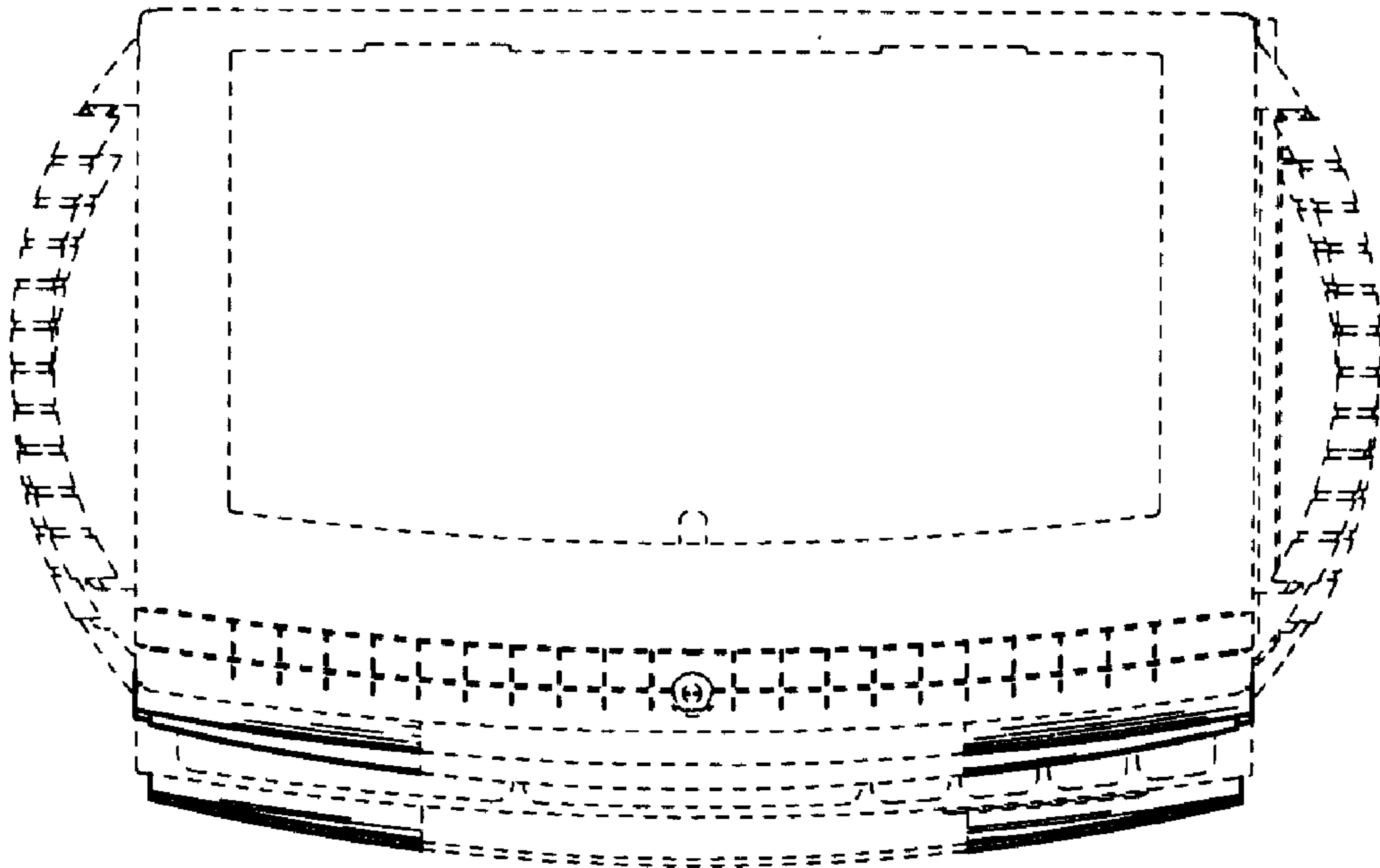


Fig. 6

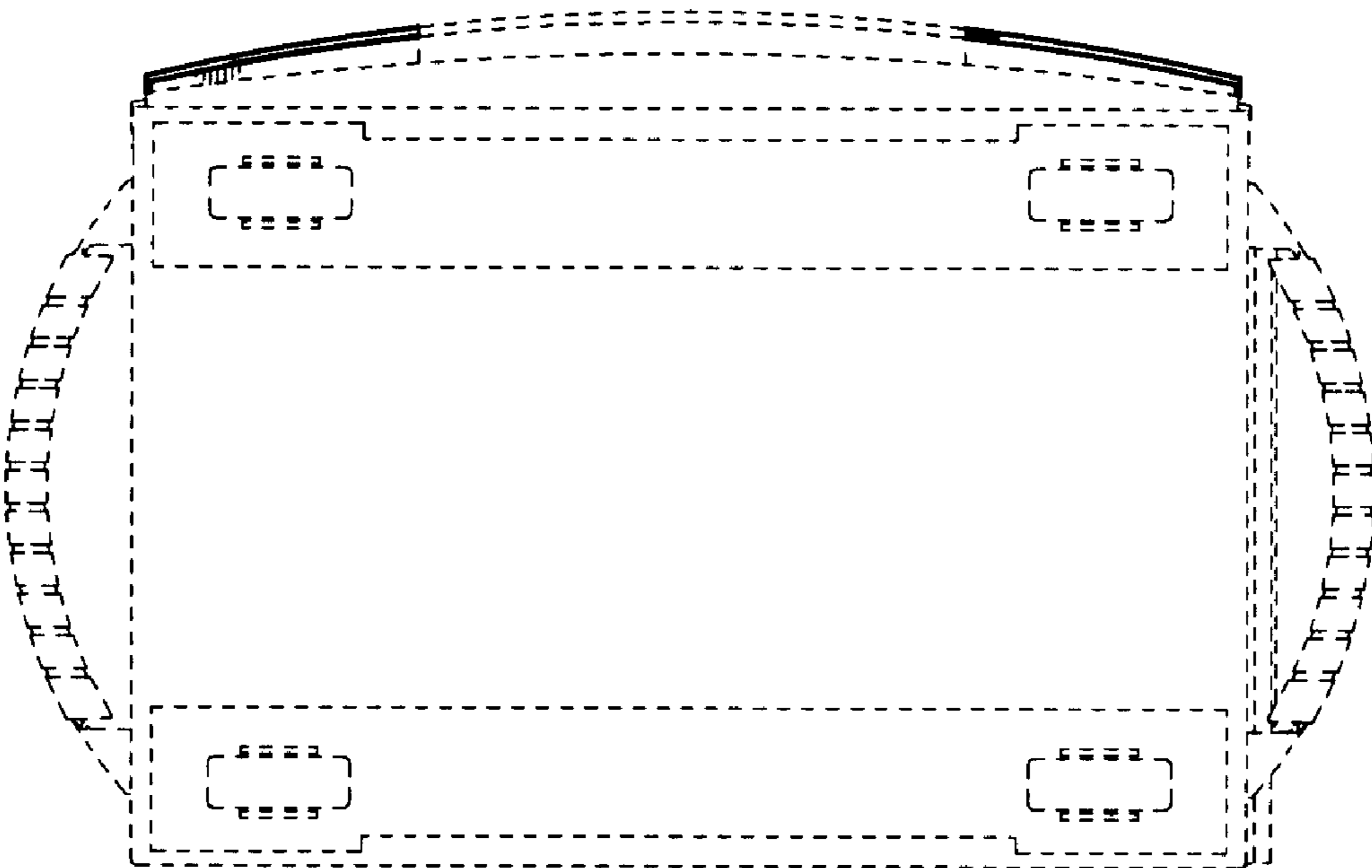


Fig. 7